



Alamo Rent A Car Presents



**National  
Swimming  
and  
Diving  
Championships**

**April '93**

**Fort Lauderdale  
Florida**



500 Freestyle  
200 IM  
100 Free  
200 Medley Relay  
Men's 1m Diving

**FINAL  
RESULTS**

**MONDAY**

INTERNATIONAL SWIMMING HALL OF FAME AQUATIC COMPLEX



1993 NATIONAL SHORT COURSE  
SWIMMING AND DIVING CHAMPIONSHIPS  
FT. LAUDERDALE, FLORIDA

EVENT : 1 GIRL'S 500 YARDS FREESTYLE  
NATIONAL RECORD 4:43.73 K.LINEHAN SARASOTA, FL  
QUALIFYING FOR NATIONALS 5:17.19

\*\*\*\*\*  
1979

APRIL 5, 1993 \*\*\*\*\*

PLACE	NAME	YEAR	TEAM	TRIALS	FINAL
<b>CHAMPIONSHIP FINAL</b>					
1)	WHITE, JAMI	17	NW DUPAGE, IL	4:56.47	4:51.90
	:27.00 :28.02		:29.37 :29.44	:29.32	
	:29.52 :29.65		:29.62 :29.83	:29.33	
2)	HENSON, WENDY	16	SPARTANBURG, SC	4:50.77	4:55.56
	:26.18 :28.97		:30.33 :30.11	:30.15	
	:30.31 :30.19		:30.00 :30.07	:29.17	
3)	COLEMAN, COURTNEY	15	NW DUPAGE, IL	5:01.62	4:57.02
	:27.32 :28.83		:29.57 :29.75	:29.91	
	:30.03 :30.61		:31.10 :30.72	:29.18	
4)	VEAZEY, MELANIE	15	HARDEN, CT	4:50.65	4:59.46
	:27.67 :29.41		:30.15 :30.10	:30.45	
	:30.65 :30.42		:30.16 :30.52	:29.85	
5)	WEBSTER, NOEL	18	COUNTRYSIDE, OH	5:01.97	5:00.06
	:28.02 :29.49		:30.09 :30.19	:30.62	
	:30.47 :30.21		:30.74 :30.69	:29.54	
6)	BLACK, SUZANNE	15	WINSTON-SALEM, NC	5:00.13	5:00.17
	:27.35 :29.28		:30.10 :30.32	:30.70	
	:30.72 :30.73		:30.74 :30.60	:29.63	
7)	BOWMAN, BAMBI	19	SARASOTA, FL	4:50.36	5:00.64
	:26.90 :29.05		:29.94 :29.82	:30.21	
	:30.65 :30.92		:31.35 :31.72	:30.08	
8)	SULLIVAN, LAURA	14	SARASOTA, FL	5:03.46	5:09.21
	:27.58 :29.82		:30.73 :31.17	:31.56	
	:31.44 :31.65		:32.17 :31.87	:31.22	

PLACE	NAME	YEAR	TEAM	TRIALS	FINAL
<b>CONSOLATION FINAL</b>					
9)	BALLARD, GRETCHEN	14	GLENDALE, CA	5:03.70	4:55.42
	:27.89 :29.37		:29.75 :29.66	:29.81	
	:29.78 :30.03		:29.84 :30.04	:29.25	
10)	SILVA, LAUREN	13	AURORA, IL	5:05.76	4:59.49
	:28.02 :30.13		:30.74 :29.99	:30.29	
	:29.99 :29.78		:30.28 :30.59	:29.68	
11)	MILLER, CORI	18	GLENDALE, CA	5:04.95	5:02.54
	:28.66 :30.30		:30.74 :30.90	:30.53	
	:30.38 :30.87		:30.53 :30.14	:29.41	
12)	O'DONNELL, AMY	16	UP. MAIN LINE, PA	5:04.64	5:03.56
	:27.99 :29.98		:30.48 :30.78	:31.04	
	:31.07 :31.30		:30.89 :30.55	:29.48	
13)	FLYNN, MEGAN	14	MCKINLEY, IL	5:00.27	5:03.74
	:28.26 :29.76		:30.45 :30.89	:30.99	
	:30.46 :30.70		:30.92 :31.00	:30.31	
14)	DORNER, DINA	16	UP. MAIN LINE, PA	5:06.48	5:06.42
	:27.00 :30.32		:30.91 :31.31	:31.31	
	:31.31 :31.20		:31.28 :30.87	:30.11	
15)	HEEBNER, HILLARY	16	READING, PA	5:07.19	5:06.59
	:27.29 :30.35		:31.10 :31.42	:31.41	
	:31.31 :31.60		:31.49 :30.79	:29.83	
16)	SIMPSON, CHARLOTTE	16	WILTON, CT	5:06.65	5:07.96
	:27.76 :29.39		:29.82 :30.47	:31.31	
	:31.44 :31.78		:32.16 :32.28	:31.55	

1)	WHITE, JAMI	17	NW DUPAGE, IL	4:56.47	6)	COLEMAN, COURTNEY	15	NW DUPAGE, IL	5:01.62
	:27.37 :28.77		:29.27 :29.67	:29.75		:27.51 :29.10		:29.84 :30.26	:30.48
	:30.23 :30.44		:30.62 :30.47	:29.88		:30.70 :31.00		:31.24 :31.12	:30.29
2)	BOWMAN, BAMBI	19	SARASOTA, FL	4:50.36	7)	WEBSTER, NOEL	18	COUNTRYSIDE, OH	5:01.97
	:27.89 :30.10		:30.18 :30.15	:30.20		:28.40 :29.81		:30.17 :30.14	:30.39
	:30.29 :29.88		:30.33 :30.04	:29.30		:30.63 :30.29		:30.61 :31.03	:30.50
3)	VEAZEY, MELANIE	15	HARDEN, CT	4:50.65	8)	SULLIVAN, LAURA	14	SARASOTA, FL	5:03.46
	:27.70 :30.17		:30.38 :30.50	:30.28		:28.51 :30.87		:30.79 :30.78	:30.71
	:30.29 :30.02		:30.10 :30.10	:29.11		:30.79 :30.77		:30.82 :30.53	:28.89
4)	HENSON, WENDY	16	SPARTANBURG, SC	4:50.77	9)	BALLARD, GRETCHEN	14	GLENDALE, CA	5:03.70
	:26.72 :28.84		:29.98 :29.95	:30.14		:27.90 :29.51		:29.86 :30.24	:30.36
	:30.69 :30.74		:30.75 :30.98	:29.98		:31.09 :30.83		:31.43 :31.44	:30.96
5)	BLACK, SUZANNE	15	WINSTON-SALEM, NC	5:00.13	10)	O'DONNELL, AMY	16	UP. MAIN LINE, PA	5:04.64
	:27.58 :29.47		:29.93 :30.09	:30.47		:27.44 :29.85		:30.25 :30.79	:30.77
	:30.68 :30.42		:30.75 :30.59	:30.23		:31.09 :31.14		:31.31 :31.34	:30.66

( CONTINUED ON NEXT PAGE )

EVENT: 1 GIRL'S 500 YARDS FREESTYLE

(CONTINUED)

11) MILLER, CORI	18 GLENDALE, CA	5:04.95	30) ANGERSTEIN, CATHY	18 HOUSTON, TX	5:15.81
:28.82 :30.67	:30.90 :30.61	:30.85	:29.06 :30.96	:31.52 :32.00	:31.91
:30.38 :30.56	:30.48 :31.04	:30.74	:32.02 :32.10	:32.15 :32.22	:31.87
12) SILVA, LAUREN	13 AURORA, IL	5:05.76	31) MACMILLAN, STEPHANIE	15 BLUE ASH, OH	5:16.15
:27.28 :29.90	:30.42 :30.83	:30.93	:29.02 :31.41	:31.71 :31.97	:32.17
:30.96 :31.00	:31.68 :31.64	:31.04	:32.19 :32.03	:31.79 :32.61	:31.25
13) DORNER, DINA	16 UP. MAIN LINE, PA	5:06.48	32) AMEZQUITA, CHRISTINA	16 SOMERSET HILL, NJ	5:16.17
:28.14 :30.15	:31.07 :31.31	:31.30	:28.77 :31.00	:31.52 :32.01	:31.96
:30.98 :31.20	:31.20 :30.86	:30.19	:32.36 :32.64	:32.68 :32.36	:30.87
14) SIMPSON, CHARLOTTE	16 WILTON, CT	5:06.65	33) TUCKER, CHRISTINE	15 RIDGEWOOD, NJ	5:16.31
:27.90 :30.12	:30.23 :30.90	:31.03	:28.80 :30.91	:31.64 :31.80	:32.02
:30.96 :31.51	:31.69 :31.60	:30.71	:32.83 :32.09	:32.39 :32.65	
15) HEEBNER, HILLARY	16 READING, PA	5:07.19	34) REDMOND, NICOLE	17 OAK PARK, IL	5:16.50
:27.54 :30.40	:31.07 :31.38	:31.37	:28.82 :30.39	:30.95 :31.60	:31.89
:31.15 :31.32	:31.46 :31.40	:30.10	:31.72 :32.01	:33.00 :33.13	:32.99
16) FLYNN, MEGAN	14 MCKINLEY, IL	5:08.27	35) SMELLY, LEANNE	18 READING, PA	5:16.64
:28.49 :30.02	:30.77 :30.90	:31.10	:29.25 :31.34	:31.57 :31.75	:31.79
:30.96 :31.22	:31.77 :31.93	:31.11	:32.10 :32.49	:32.39 :32.42	:31.54
17) CASSIN, EILEEN	17 M.E. LYONS, OH	5:08.93	36) MINETREE, COURTNEY	15 PETERSBURG, VA	5:16.71
:28.94 :30.45	:30.45 :30.82	:30.70	:28.38 :31.12	:32.09 :32.22	:32.22
:31.10 :31.58	:32.18 :31.67	:31.04	:32.37 :32.45	:32.42 :32.20	:31.24
18) LEONARD, DAWN	16 UP. MAIN LINE, PA	5:08.96	37) SCHMIDBECK, REBECCA	16 WILTON, CT	5:16.86
:27.58 :30.11	:30.75 :31.60	:31.30	:27.92 :30.44	:31.48 :31.92	:32.52
:31.52 :31.50	:31.67 :31.54	:31.39	:32.45 :32.85	:32.53 :33.00	:31.75
19) CUTI, PATRICIA	16 HUNTINGTON, NY	5:09.49	38) KARNES, JENNIFER	14 HOUSTON, TX	5:17.28
:28.06 :30.27	:31.22 :31.39	:31.56	:29.12 :30.90	:32.11 :32.17	:32.16
:31.66 :31.67	:31.87 :31.44	:30.35	:32.39 :32.05	:32.15 :32.50	:31.73
20) BORDOWSKI, SARAH	17 SPARTANBURG, SC	5:10.94	39) POLITO, EMILY	15 JOLIET, IL	5:17.59
:28.52 :30.92	:31.39 :31.36	:31.29	:29.20 :31.02	:31.66 :32.07	:32.04
:31.53 :31.47	:31.61 :31.63	:31.22	:32.48 :32.52	:32.80 :32.62	:31.18
21) TRIBOU, PAIGE	14 GOLDSBORO, NC	5:11.77	40) WILKINSON, HOLLY	16 ANN ARBOR, MI	5:18.11
:27.83 :30.47	:31.12 :31.22	:31.35	:28.48 :32.09	:32.11 :32.31	:32.28
:31.80 :31.97	:32.24 :32.38	:31.39	:32.44 :32.06	:32.69 :32.03	:31.64
22) SMITH, JESSIE	18 COUNTRYSIDE, OH	5:12.39	41) LEONARD, JACY	13 MACOMB, MI	5:18.31
:29.06 :31.16	:31.46 :31.74	:31.83	:27.64 :30.11	:31.86 :32.74	:32.41
:31.64 :31.69	:32.13 :31.25	:30.43	:32.84 :33.19	:32.98 :32.91	:31.63
23) SEIGEL, COURTNEY	17 UP. MAIN LINE, PA	5:13.05	42) NEAL, MELISSA	14 BLUE ASH, OH	5:18.55
:28.42 :31.12	:31.38 :31.58	:31.65	:28.57 :31.22	:31.87 :32.14	:32.18
:31.68 :31.97	:32.20 :32.13	:30.92	:32.20 :33.09	:32.68 :32.63	:31.97
24) CHRISTIANSEN, ANNA	14 HAVERHILL, MA	5:13.22	43) UPDEGRAFF, BETH	17 LINCOLN TRAIL, IL	5:20.51
:28.11 :31.04	:31.82 :31.98	:31.89	:27.96 :30.78	:32.04 :32.37	:32.57
:32.03 :32.22	:31.90 :31.69	:30.54	:32.97 :32.89	:33.31 :32.86	:32.76
25) MARKS, MELISSA	15 STATE COLLEGE, PA	5:14.58	44) MASSARD, MARCIE	14 READING, PA	5:20.95
:27.87 :30.83	:31.67 :32.04	:31.88	:28.58 :31.54	:32.61 :33.05	:32.78
:32.32 :32.21	:32.29 :32.27	:31.25	:32.35 :32.59	:32.82 :32.93	:31.70
26) MUSK, ELLEN	16 M.E. LYONS, OH	5:14.84	45) DANENHOMER, ANNE	13 MCKINLEY, IL	5:21.28
:28.87 :31.01	:31.43 :31.70	:31.81	:29.41 :31.43	:32.01 :32.58	:32.74
:31.70 :32.33	:32.30 :32.12	:31.57	:32.61 :32.85	:33.19 :32.79	:31.67
27) KOWAL, HOLEN	13 ANN ARBOR, MI	5:15.15	46) BLACK, JENNY	14 ELKHART, IN	5:23.71
:28.88 :31.25	:32.00 :32.18	:32.29	:28.49 :31.34	:32.34 :32.81	:33.02
:31.95 :31.93	:32.22 :32.33	:30.10	:33.17 :33.14	:33.50 :33.22	:32.68
28) HOFFMAN, KRISSY	15 BAY CITY, MI	5:15.60	47) BAYSORE, TERI	17 UP. PENINSULA, MI	5:24.27
:28.90 :30.80	:31.32 :31.74	:32.02	:29.40 :31.82	:32.38 :33.05	:33.13
:32.09 :32.20	:32.28 :32.56	:31.69	:33.11 :33.15	:33.08 :33.41	:31.84
29) HARTSOCK, JENNIFER	16 COUNTRYSIDE, OH	5:15.68	48) DAVIS, HEATHER	16 COUNTRYSIDE, OH	5:25.27
:28.82 :30.90	:31.25 :31.41	:31.62	:29.75 :31.67	:32.34 :32.66	:33.07
:31.65 :31.73	:32.22 :33.16	:32.92	:32.86 :33.20	:33.28 :33.46	:32.93

EVENT : 2 BOY'S 500 YARDS FREESTYLE

NATIONAL RECORD 4:25.00 D. WEATHERFORD COLLIER CTY, FL 1989

\*\*\*\*\*

APRIL 5, 1993

\*\*\*\*\*

PLACE	NAME	YEAR	TEAM	TRIALS	FINAL
CHAMPIONSHIP FINAL					
1)	WILLIS, KENT	18	HOUSTON, TX	4:34.10	4:31.65
	:25.34 :26.87		:27.50 :27.57	:27.75	
	:27.72 :27.48		:27.59 :27.30	:26.53	
2)	REEDER, JOHN SHAWN	19	HANDEN, CT	4:34.66	4:33.06
	:25.70 :27.35		:27.45 :27.96	:27.64	
	:27.47 :27.65		:27.38 :27.55	:26.91	
3)	HOUCK, TOM	17	READING, PA	4:35.63	4:33.28
	:25.02 :26.85		:27.77 :27.63	:27.98	
	:27.73 :27.80		:27.82 :27.59	:27.09	

( CONTINUED ON NEXT PAGE )

## EVENT: 2 BOY'S 500 YARDS FREESTYLE

(CONTINUED)

4) ALLEN, MATTHEW	16 WILMINGTON, NC	4:37.90	4:36.93
:25.33 :27.55	:27.89 :27.96	:27.98	
:28.10 :28.12	:28.50 :28.21	:27.29	
5) SULLIVAN, JAMES	16 RIDGEWOOD, NJ	4:37.99	4:38.16
:26.07 :26.96	:27.61 :27.97	:28.20	
:28.41 :28.34	:28.39 :28.58	:27.63	
6) DURKIN, MATT	18 CLERMONT, OH	4:39.09	4:38.54
:25.46 :27.42	:27.99 :28.47	:28.19	
:28.43 :28.48	:28.27 :28.23	:27.60	
7) GRIFFIN, JAY	18 SPARTANBURG, SC	4:37.10	4:39.01
:25.52 :27.13	:27.56 :27.97	:28.35	
:28.33 :28.80	:29.00 :28.86	:27.49	
8) COURY, KHALED	15 SARASOTA, FL	4:39.70	4:39.65
:25.68 :27.43	:27.94 :28.19	:28.43	
:28.46 :28.62	:28.69 :28.42	:27.79	
CONSOLATION FINAL			
9) MANNING, BRIAN	17 PULASKI, VA	4:39.99	4:36.66
:24.66 :27.17	:27.77 :28.10	:28.23	
:28.09 :28.41	:28.53 :28.21	:27.49	
10) FIGHTMASTER, JASON	18 G. NIPPERT, OH	4:40.14	4:37.87
:25.66 :27.63	:27.92 :28.21	:27.99	
:28.27 :28.24	:28.21 :28.18	:27.56	
11) BRENDE, DAVID	16 GLENDALE, CA	4:41.92	4:38.73
:26.64 :27.90	:28.28 :27.94	:27.94	
:27.88 :28.16	:28.17 :28.29	:27.53	
12) HARTIG, JOSH	17 COUNTRYSIDE, OH	4:41.30	4:39.19
:25.11 :27.36	:27.80 :28.13	:28.14	
:28.02 :28.54	:28.89 :29.23	:27.97	
13) SAWYER, WESLEY	15 SPARTANBURG, SC	4:42.95	4:39.45
:24.77 :27.33	:28.22 :28.71	:28.69	
:28.53 :28.15	:29.05 :28.89	:27.11	
14) HOMAN, MATT	17 BEAVERCREEK, OH	4:42.45	4:39.52
:25.20 :27.42	:28.12 :28.40	:28.29	
:28.85 :28.38	:28.86 :28.80	:27.20	
15) JONES, KEVIN	18 ELSIN, IL	4:43.85	4:44.13
:25.71 :27.83	:28.46 :28.99	:29.00	
:29.37 :29.76	:29.34 :28.33	:27.34	
16) MARCOTTE, JAMIE	17 M. E. LYONS, OH	4:42.62	4:47.95
:27.17 :28.15	:28.80 :28.53	:28.27	
:28.98 :29.80	:29.49 :29.83	:29.73	
1) WILLIS, KENT	18 HOUSTON, TX	4:34.10	
:25.19 :26.46	:27.54 :27.92	:28.10	
:27.67 :27.81	:27.93 :27.94	:27.54	
2) REEDER, JOHN SHANN	19 HAMDEN, CT	4:34.66	
:25.44 :27.10	:27.17 :27.17	:27.43	
:27.72 :28.07	:28.13 :28.36	:28.07	
3) HOUCK, TOM	17 READING, PA	4:35.63	
:25.02 :26.74	:27.53 :27.82	:28.18	
:28.19 :28.09	:28.26 :28.20	:27.60	
4) GRIFFIN, JAY	18 SPARTANBURG, SC	4:37.10	
:24.78 :26.70	:27.45 :28.09	:28.39	
:28.22 :28.42	:28.53 :28.77	:27.75	
5) ALLEN, MATTHEW	16 WILMINGTON, NC	4:37.90	
:25.11 :27.38	:27.86 :27.96	:28.08	
:28.29 :28.41	:28.32 :28.55	:27.94	
6) SULLIVAN, JAMES	16 RIDGEWOOD, NJ	4:37.99	
:25.25 :26.98	:27.45 :27.81	:28.43	
:28.61 :28.71	:28.51 :28.42	:27.82	
7) DURKIN, MATT	18 CLERMONT, OH	4:39.09	
:25.96 :27.62	:27.73 :28.32	:28.50	
:28.62 :28.46	:27.92 :27.89	:28.07	
8) COURY, KHALED	15 SARASOTA, FL	4:39.70	
:25.67 :27.53	:27.80 :27.77	:28.19	
:28.38 :28.64	:28.71 :28.75	:28.26	
9) MANNING, BRIAN	17 PULASKI, VA	4:39.99	
:25.01 :27.18	:27.91 :28.10	:28.45	
:28.68 :28.95	:29.04 :28.74	:27.93	
10) FIGHTMASTER, JASON	18 G. NIPPERT, OH	4:40.14	
:26.09 :27.82	:27.96 :28.03	:28.08	
:28.32 :28.40	:28.54 :28.64	:28.26	
11) HARTIG, JOSH	17 COUNTRYSIDE, OH	4:41.30	
:25.40 :27.66	:27.42 :27.93	:28.33	
:28.57 :28.90	:29.25 :29.19	:28.65	
12) BRENDE, DAVID	16 GLENDALE, CA	4:41.92	
:26.36 :27.60	:27.90 :28.12	:28.26	
:28.48 :28.47	:29.19 :29.06	:28.48	
13) HOMAN, MATT	17 BEAVERCREEK, OH	4:42.45	
:24.88 :26.96	:28.39 :29.21	:29.40	
:29.29 :29.46	:29.51 :28.82	:26.53	
14) MARCOTTE, JAMIE	17 M. E. LYONS, OH	4:42.62	
:26.47 :27.78	:27.95 :28.87	:27.94	
:28.24 :28.00	:29.15 :29.39	:28.83	
15) SAWYER, WESLEY	15 SPARTANBURG, SC	4:42.95	
:24.66 :26.91	:28.31 :28.75	:28.74	
:28.93 :29.33	:29.36 :29.39	:28.57	
16) JONES, KEVIN	18 ELSIN, IL	4:43.85	
:25.69 :27.62	:28.32 :28.79	:28.67	
:28.95 :28.86	:29.18 :29.27	:28.50	
17) POLLACK, TED	16 WESTFIELD, NJ	4:44.08	
:25.01 :27.30	:28.32 :28.84	:28.64	
:29.16 :28.89	:29.02 :29.71	:29.19	
18) FERRIS, CHRIS	16 NAPERVILLE, IL	4:44.84	
:25.97 :27.64	:28.60 :29.03	:28.99	
:28.95 :29.04	:29.20 :29.14	:28.28	
19) FLIKKEMA, BRAD	14 GRAND RAPIDS, MI	4:46.16	
:25.68 :27.77	:28.59 :29.36	:29.41	
:29.38 :29.29	:29.48 :28.81	:28.45	
20) CADMAN, BRIAN	15 HAMDEN, CT	4:47.08	
:25.77 :28.08	:28.92 :29.22	:29.40	
:29.10 :29.33	:29.35 :29.42	:28.49	
21) HERMAN, NEAL	15 ST CHARLES, MO	4:47.77	
:25.42 :28.31	:28.99 :29.03	:29.35	
:29.64 :30.15	:30.11 :29.07	:27.70	
22) FRANKE, CURTIS	15 HOUSTON, TX	4:48.66	
:26.28 :28.51	:29.07 :29.41		
	1:57.02 :29.45	:28.92	

( CONTINUED ON NEXT PAGE )

EVENT: 2 BOY'S 500 YARDS FREESTYLE

(CONTINUED)

23) MORTENSEN, JON	16 STATE COLLEGE, PA	4:48.81	37) HARVEY, BILL	17 HUNTINGTON, NY	4:52.09
:26.57 :28.32 :28.97 :29.01 :29.02			:26.62 :28.29 :29.22 :29.28 :29.05		
:29.15 :29.56 :29.57 :29.50 :29.14			:29.64 :30.21 :30.34 :30.33 :29.11		
24) ACKERT, STEPHEN	15 NW DUPAGE, IL	4:49.26	38) ROYER, RON	17 ROCHESTER, MI	4:52.31
:25.20 :27.64 :28.66 :29.56 :29.85			:26.37 :28.66 :29.45 :29.89 :29.88		
:29.94 :29.79 :30.29 :30.01 :28.32			:29.75 :29.80 :29.79 :29.74 :28.98		
25) MELILLO, BEN	17 G. NIPPERT, OH	4:49.66	39) STIGALL, SHALAN	15 COUNTRYSIDE, OH	4:52.73
:25.92 :28.09 :28.82 :29.33 :29.36			:26.55 :28.10 :29.02 :29.66 :29.76		
:29.35 :29.61 :29.93 :30.10 :29.15			:29.96 :30.25 :30.07 :30.12 :29.24		
26) HERRINGTON, ROBERT	17 SARASOTA, FL	4:50.12	40) HODEL, MIKE	15 WHATCOM, WA	4:53.34
:26.60 :28.58 :29.09 :29.52 :29.87				1:53.93	
:29.09 :29.24 :29.63 :29.73				2:00.13 :29.85	
27) DARLING, KEVIN	17 M.E. LYONS, OH	4:50.15	41) BRUENNING, JOHN	17 SARASOTA, FL	4:53.44
:26.60 :28.34 :28.90 :29.12 :29.21			:26.13 :28.57 :28.65 :29.38 :29.85		
:29.16 :29.60 :29.85 :30.04 :29.33			:30.37 :30.21 :30.29 :30.43 :29.56		
28) SMYSOR, CHRISTOPHER	16 NAPERVILLE, IL	4:50.26	42) LUCAN, JARAD	16 HAMDEN, CT	4:54.78
:26.73 :28.47 :29.24 :29.33 :29.39			:25.58 :27.93 :28.99 :29.68 :29.56		
:29.72 :29.51 :29.83 :29.50 :28.54			:29.92 :30.27 :30.76 :31.23 :30.86		
29) PACKER, CHAD	18 FAIRFIELD, OH	4:50.31	43) CULVER, BEN	16 ELGIN, IL	4:54.80
:26.55 :29.09 :28.77 :29.04 :28.97			:26.74 :28.64 :29.43 :29.98 :30.18		
:29.04 :29.15 :29.83 :29.95 :29.92			:30.73 :30.55 :30.19 :30.33 :28.03		
30) REEDER, KEVIN	16 HAMDEN, CT	4:50.75	44) TURNEY, ADAM	17 SEVERNA PARK, MD	4:54.96
:25.85 :28.05 :28.88 :29.39 :29.84			:26.40 :28.12 :28.82 :29.27 :29.61		
:29.21 :29.97 :30.10 :30.42 :29.04			:30.07 :30.50 :31.19 :30.59 :30.39		
31) HALL, MATT	15 WINSTON-SALEM, NC	4:50.84	45) PHILLIPS, DAVID	17 AKRON W. R., OH	4:55.35
:26.45 :28.84 :29.24 :29.79 :29.73			:26.08 :28.07 :29.60 :29.71 :30.25		
:29.75 :29.46 :29.72 :29.54 :28.32			:29.83 :30.02 :30.49 :31.00 :30.30		
32) KORSedal, BOB	18 ANN ARBOR, MI	4:50.92	46) BUTLER, MICHAEL	15 ST. AUGUSTINE, FL	4:55.95
:25.98 :27.89 :28.86 :29.54 :29.81			:30.12 :30.54 :29.48 :29.76 :29.81		
:29.33 :29.03 :30.15 :30.56 :30.15			:30.75 :30.84 :30.75 :30.84		
33) LEONARD, MARK	15 MACOMB, MI	4:51.05	47) KAPLIN, JUSTIN	18 JOLIET, IL	4:56.86
:26.01 :28.28 :29.23 :29.59 :30.12			:26.04 :28.66 :28.78 :29.71 :30.23		
:29.38 :29.97 :29.91 :29.98 :28.58			:30.43 :30.81 :30.96 :31.23 :30.01		
34) WOLFENBENS, ADAM	15 ROCHESTER, MI	4:51.23	48) WOOD, BRADY	17 BIRMINGHAM, MI	4:57.44
:26.20 :27.89 :28.77 :29.80 :29.44			:26.76 :28.75 :29.51 :30.16 :30.22		
:29.72 :29.58 :30.51 :30.20 :29.12			:30.38 :30.24 :30.78 :30.68 :29.96		
35) BURNS, ERIC	18 CHESHIRE, CT	4:51.49	49) HILL, MARCUS	15 LYNCHBURG, VA	5:04.26
:25.97 :28.06 :28.53 :29.16 :29.20			:25.57 :28.26 :29.71 :30.66 :31.40		
:29.57 :30.16 :30.64 :30.33 :29.87			:31.68 :31.62 :32.29 :32.05 :31.02		
36) CAVALCANTE, MAURICIO	15 HOUSTON, TX	4:51.87			
:26.64	3:25.82 :30.00 :29.41				

EVENT : 3 GIRL'S 200 YARDS INDIVIDUAL MEDLEY \*\*\*\*\*  
 NATIONAL RECORD 2:01.12 J. JORGENSEN WILTON FAMILY, CT 1988  
 QUALIFYING FOR NATIONALS 2:16.69

APRIL 5, 1993 \*\*\*\*\*

PLACE	NAME	YEAR	TEAM	TRIALS	FINAL
CHAMPIONSHIP FINAL					
1)	BREAUX, ALEGRA	17	HOUSTON, TX	2:03.70	2:01.98
	:27.07 :29.92 :35.43 :29.56				
2)	MAGGIO, SARAH	17	NW DUPAGE, IL	2:05.71	2:03.19
	:27.36 :31.25 :35.97 :28.61				
3)	GUSTIN, RACHEL	17	M.E. LYONS, OH	2:07.09	2:04.96
	:27.55 :31.05 :35.56 :30.80				
4)	HERRICK, SUSAN	16	CAPE ANN, MA	2:07.89	2:06.25
	:27.57 :31.56 :36.91 :30.21				
5)	BASSLER, LEIGH	17	M.E. LYONS, OH	2:08.44	2:07.15
	:28.04 :30.80 :39.08 :29.23				
6)	WENDT, KATE	18	OAK PARK, IL	2:08.81	2:07.23
	:28.19 :31.67 :37.55 :29.82				
7)	ABBEY, JENNIFER	14	GLENDALE, CA	2:08.73	2:08.77
	:28.95 :31.78 :37.15 :30.89				
8)	KULKA, TASHA	15	STATE COLLEGE, PA	2:08.91	2:09.21
	:28.77 :32.97 :37.43 :30.04				
CONSOLATION FINAL					
9)	ACUFF, ERIKA	14	UP. MAIN LINE, PA	2:09.06	2:08.02
	:27.98 :33.52 :36.98 :29.54				
10)	WARNER, ERIN	16	KETTERING, OH	2:08.96	2:08.57
	:28.52 :32.48 :37.34 :30.23				

( CONTINUED ON NEXT PAGE )

EVENT: 3 GIRL'S 200 YARDS INDIVIDUAL MEDLEY (CONTINUED)

11) DUNLEAVEY, AMY	17 WILTON, CT	2:10.13	2:09.21
:28.83 :34.46	:36.20 :29.72		
12) VANSLINGERLANDT, MICA	17 BIRMINGHAM, MI	2:09.42	2:09.33
:28.32 :32.16	:38.86 :29.99		
13) BAUSHER, SAMANTHA	16 READING, PA	2:09.50	2:09.86
:28.13 :33.02	:38.18 :30.53		
14) ECKERT, JENNY	18 FAIRFIELD, OH	2:09.33	2:09.87
:28.41 :31.92	:38.50 :31.04		
15) ALLSHOUSE, JAMIE	16 ROCHESTER, MI	2:09.80	2:10.35
:28.27 :32.68	:39.01 :30.39		
16) ANDERSON, CARRIE	15 UP. MAIN LINE, PA	2:09.80	2:10.61
:29.75 :35.30	:35.88 :29.68		
1) BREAUX, ALEGRA	17 HOUSTON, TX	2:03.70	
:27.30 :30.10	:36.18 :30.12		
2) MAGGIO, SARAH	17 NW DUPAGE, IL	2:05.71	
:27.68 :31.46	:36.67 :29.90		
3) GUSTIN, RACHEL	17 M. E. LYONS, OH	2:07.09	
:28.35 :31.48	:36.27 :30.99		
4) HERRICK, SUSAN	16 CAPE ANN, MA	2:07.89	
:27.52 :32.37	:37.30 :30.70		
5) BASSLER, LEIGH	17 M. E. LYONS, OH	2:08.44	
:28.67 :31.03	:39.55 :29.19		
6) ABBEY, JENNIFER	14 GLENDALE, CA	2:08.73	
:29.07 :32.41	:37.37 :29.88		
7) WENDT, KATE	18 DAK PARK, IL	2:08.81	
:28.43 :32.25	:37.66 :30.47		
8) KULKA, TASHA	15 STATE COLLEGE, PA	2:08.91	
:28.82 :33.07	:37.13 :29.89		
9) WARNER, ERIN	16 KETTERING, OH	2:08.96	
:28.70 :32.74	:37.71 :29.81		
10) ACUFF, ERIKA	14 UP. MAIN LINE, PA	2:09.06	
:27.84 :33.51	:37.57 :30.14		
11) ECKERT, JENNY	18 FAIRFIELD, OH	2:09.33	
:28.10 :31.42	:38.59 :31.22		
12) VANSLINGERLANDT, MICA	17 BIRMINGHAM, MI	2:09.42	
:28.25 :32.32	:38.74 :30.11		
13) BAUSHER, SAMANTHA	16 READING, PA	2:09.50	
:28.02 :32.71	:38.22 :30.55		
14) ALLSHOUSE, JAMIE	16 ROCHESTER, MI	2:09.80	
:28.09 :32.65	:38.67 :30.39		
14) ANDERSON, CARRIE	15 UP. MAIN LINE, PA	2:09.80	
:29.57 :35.04	:35.21 :29.98		
16) DUNLEAVEY, AMY	17 WILTON, CT	2:10.13	
:28.88 :34.51	:36.77 :29.97		
17) REED, JANIE	15 MCKINLEY, IL	2:10.25	
:27.86 :31.77	:40.03 :30.59		
18) WECKER, MEREDITH	15 WESTPORT, CT	2:10.37	
:28.47 :33.11	:38.77 :30.02		
19) STEPHENS, SARAH	16 MCKINLEY, IL	2:11.31	
:29.28 :32.95	:38.30 :30.78		
20) GOFF, SHANNON	18 ROANOKE, VA	2:11.45	
:28.82 :31.62	:39.62 :31.39		
21) BUCHER, CAROLYN	13 ROANOKE, VA	2:11.73	
:28.39 :32.61	:39.32 :31.41		
22) GRANNELL, NORA	17 SEVERNA PARK, MD	2:11.81	
:28.27 :31.61	:40.46 :31.47		
23) BUCKLEY, EMILY	18 UP. MAIN LINE, PA	2:12.02	
:29.60 :35.06	:35.86 :31.50		
24) SUTTON, ADRIENNE	14 SALEM COUNTY, NJ	2:12.08	
:28.75 :34.50	:36.92 :31.91		
25) OLSON, KRISTEN	15 ROCHESTER, MI	2:12.38	
:28.39 :33.93	:39.11 :30.95		
26) MYERS, JEN	16 FAIRFIELD, CT	2:12.52	
:28.79 :31.57	:40.88 :31.28		
27) KOWAL, KRISTY	14 READING, PA	2:12.71	
:28.64 :34.17	:38.60 :31.30		
28) MACEY, KRISTINE	18 MAPERVILLE, IL	2:12.86	
:28.93 :31.83	:40.74 :31.36		
28) STRETCHER, SUSAN	17 SPARTANBURG, SC	2:12.86	
:28.79 :33.24	:39.00 :31.83		
30) ANDREASEN, ERIKA	17 KALAMAZOO, MI	2:13.02	
:28.79 :32.94	:40.19 :31.10		
31) JUNG, ALISON	15 READING, PA	2:13.09	
:30.28 :34.67	:36.89 :31.25		
32) KELL, ALLISON	14 FRANKFORT, KY	2:13.14	
:29.60 :33.12	:38.42 :32.00		
33) MOE, KATHLEEN	17 GRAND RAPIDS, MI	2:13.17	
:28.54 :33.37	:39.77 :31.49		
34) BOYLE, LORI	17 POWEL CROSLEY, OH	2:13.34	
:29.69 :33.80	:39.03 :30.82		
35) BAIR, KINSEY	15 HAMDEN, CT	2:13.35	
:28.62 :35.05	:38.13 :31.55		
36) MURPHY, ALISON	17 NEW CANAAN, CT	2:13.38	
:28.53 :34.57	:39.50 :30.78		
37) SCHLIPF, KRISTIN	15 READING, PA	2:13.42	
:29.00 :33.89	:39.06 :31.47		
38) ROEDERSHEIMER, BECCA	16 G. NIPPERT, OH	2:13.48	
:29.51 :34.13	:38.32 :31.52		
39) BERGLUND, KRISSEY	16 SOMERSET V, NJ	2:13.55	
:28.29 :34.17	:40.49 :30.60		
40) SULLIVAN, BEVIN	15 CEN. CHESTER, PA	2:13.57	
:29.00 :35.02	:38.43 :31.12		
41) O'BOYLE, COLLEEN	17 RED BANK, NJ	2:13.77	
:28.54 :32.73	:41.31 :31.19		
42) PETERSON, DANIELLE	16 WILTON, CT	2:13.91	
:28.30 :33.25	:39.16 :33.20		
43) MUSK, STEPHANIE	17 M. E. LYONS, OH	2:13.98	
:29.24 :33.87	:39.33 :31.54		
44) LOHMAN, LIBBIE	15 FORT WAYNE, IN	2:14.10	
:29.19 :33.89	:38.35 :32.67		
45) FRIEND, JENNIFER	18 RIDGEMOOD, NJ	2:14.14	
:29.79 :34.13	:37.55 :32.67		
46) MURPHY, MICHELLE	17 M. E. LYONS, OH	2:14.31	
:30.29 :32.97	:39.81 :31.24		
47) HAMLEY, LESLEY	17 RALEIGH, NC	2:14.83	
:29.79 :32.78	:40.97 :31.29		
48) CHIN, JULIET	16 RED BANK, NJ	2:14.84	
:29.94 :33.13	:39.67 :32.10		
49) TOPOLSKI, MAGGIE	15 ELKHART, IN	2:14.86	
:28.65 :37.00	:37.77 :31.44		
50) HONG, MALAIKA	14 ELKHART, IN	2:15.03	
:29.32 :35.03	:39.07 :31.61		
51) BURHAM, MAUREEN	17 SARASOTA, FL	2:15.17	
:29.70 :32.65	:40.27 :32.55		
52) SARGARELLA, CECELIA	14 HUNTINGTON, WV	2:15.22	
:28.80 :34.10	:40.11 :32.21		
53) MALONEY, JENNIFER	16 RED BANK, NJ	2:15.23	
:29.94 :32.35	:42.25 :30.69		
54) LATOURELLE, KRISTIN	14 HAVERHILL, MA	2:15.52	
:30.54 :34.89	:39.04 :31.05		
55) FENN, MEGHAN	13 WESTPORT, CT	2:15.53	
:30.26 :34.80	:39.74 :30.73		
56) GENDLER, WENDY	16 LINCOLN TRAIL, IL	2:15.57	
:27.66 :34.38	:40.79 :32.74		
57) SPARKS, KRISTEN	15 WILTON, CT	2:15.71	
:29.06 :35.00	:39.83 :31.82		
58) KRABBE, ALICIA	16 G. NIPPERT, OH	2:15.92	
:28.90 :35.52	:39.65 :31.85		
59) WARNINGER, AMY	16 YAKIMA, WA	2:15.94	
:29.25 :33.49	:40.37 :32.83		
60) LUSCHAS, MARY	13 BLOOMSBURG, PA	2:16.04	
:28.95 :33.26	:41.32 :32.51		
61) FOLKEMER, SARAH	16 SEVERNA PARK, MD	2:16.09	
:29.58 :35.54	:38.59 :32.38		
62) SALENSKI, SARAH	16 FLINT, MI	2:16.18	
:30.87 :33.89	:39.08 :32.34		

( CONTINUED ON NEXT PAGE )

EVENT: 3 GIRL'S 200 YARDS INDIVIDUAL MEDLEY (CONTINUED)

63) MURPHY, LINDSAY	15 NEW CANAAN, CT	2:16.19	77) LANCASTER, JULIET	17 GLOUCESTER, NJ	2:19.09
:28.66 :34.84	:41.40 :31.29		:29.37 :36.84	:39.98 :32.90	
64) HUNCHAR, EMILY	13 BLOOMSBURG, PA	2:16.55	78) GOLDEN, SARAH	17 CHESHIRE, CT	2:19.30
:29.27 :36.28	:39.72 :31.28		:28.83 :35.35	:43.41 :31.71	
65) O'CONNOR, JOANN	16 SOMERSET HILL, NJ	2:16.68	79) VOELKER, EMILY	15 CHESHIRE, CT	2:19.40
:29.17 :35.56	:39.77 :32.18		:29.49 :34.57	:41.81 :33.53	
66) CAROLLO, ANNA	13 SCHROEDER, WI	2:16.71	80) AYERS, SARAH	16 SOUTH TOLEDO, OH	2:19.44
:29.09 :36.13	:40.60 :30.89		:29.22 :35.90	:41.59 :32.73	
67) MADONIA, CLAIRE	14 FLUSHING, NY	2:16.76	81) GRACE, STEPHANIE	18 SOMERSET HILL, NJ	2:20.51
:29.00 :35.26	:40.24 :32.26		:30.16 :33.85	:42.58 :33.92	
68) EIDE, LESLIE	14 HOUSTON, TX	2:16.93	82) LOTTS, KELLY	15 STATE COLLEGE, PA	2:21.48
:30.22 :36.05	:39.03 :31.63		:30.05 :36.38	:41.45 :33.60	
69) BURSGRAAF, SARA	13 GRAND RAPIDS, MI	2:16.95	83) WIGFIELD, STEPHANIE	17 CLEARFIELD, PA	2:23.35
:30.18 :34.43	:38.75 :33.59		:30.06 :35.56	:42.74 :34.99	
69) TURNER, ADRIENNE	15 ELKHART, IN	2:16.95	84) GIBSON, KIM	16 CORNING, NY	2:24.65
:27.78 :36.78	:39.84 :32.55		:31.13 :35.98	:43.40 :34.14	
71) MULSHINE, BARB	13 COUNTRYSIDE, OH	2:17.96	LOCKHART, MOLLY	18 MASSILLON, OH	DISQUAL
:29.14 :35.88	:40.18 :32.76			DISQUAL	
72) MCGLATHLIN, MALIA	16 M. E. LYONS, OH	2:18.23	LAURICH, MISTY	16 AURORA, IL	DISQUAL
:29.99 :36.47	:39.48 :32.37			DISQUAL	
73) CONNOR, KERRIE	15 SPARTANBURG, SC	2:18.25	MORIARTY, JENNIFER	16 HOUSTON, TX	DISQUAL
:30.65 :34.16	:40.73 :32.71			DISQUAL	
74) PAPINEAU, BETH	15 JOLIET, IL	2:18.78	ECKMAN, KATE	15 M. E. LYONS, OH	DISQUAL
:29.61 :34.35	:42.02 :32.80		:29.97 :34.19	:39.15 DISQUAL	
75) ROSENBERGER, MELISSA	18 MEADVILLE, PA	2:18.88	EZELL, RENEE	18 DAYTONA BEACH, FL	DISQUAL
:29.72 :35.07	:41.13 :32.96			DISQUAL	
76) MILLER, TRACY	16 WILTON, CT	2:18.91			
:29.52 :33.59	:42.66 :33.14				

EVENT : 4 BOY'S 200 YARDS INDIVIDUAL MEDLEY \*\*\*\*\* APRIL 5, 1993 \*\*\*\*\*  
 NATIONAL RECORD 1:48.29 D. WEATHERFORD COLLIER CTY, FL 1990  
 QUALIFYING FOR NATIONALS 2:04.19

PLACE	NAME	YEAR	TEAM	TRIALS	FINAL
CHAMPIONSHIP FINAL					
1)	THOMSON, MATTHEW	17	WAYNESBORO, VA	1:53.45	1:52.02
	:24.03 :27.56		:33.64 :26.79		
2)	KASCHIK, NICHOLAS	14	HOUSTON, TX	1:53.65	1:52.31
	:24.62 :27.53		:33.62 :26.54		
3)	WILKENS, TOM	17	RED BANK, NJ	1:54.74	1:52.62
	:25.08 :29.27		:31.92 :26.35		
4)	BLACK, ALEX	18	WINSTON-SALEM, NC	1:55.62	1:54.48
	:24.70 :29.45		:32.80 :27.53		
5)	MILEMSKI, SCOTT	18	WHATCOM, WA	1:55.42	1:55.02
	:24.83 :29.04		:33.17 :27.98		
6)	SCHULTZ, JOSH	17	AURORA, IL	1:56.63	1:55.15
	:24.93 :28.98		:33.21 :28.03		
7)	SMITH, MATT	17	G. NIPPERT, OH	1:56.01	1:56.47
	:25.05 :29.09		:35.80 :26.53		
8)	CAMPEA, SCOTT	18	HUNTINGTON, NY	1:56.74	1:57.33
	:25.77 :30.57		:32.96 :28.03		
CONSOLATION FINAL					
9)	BARTZ, MICHAEL	15	FLUSHING, NY	1:56.88	1:55.77
	:24.95 :28.92		:35.07 :26.83		
10)	SHERMAN, SCOTT	18	SOMERSET V, NJ	1:57.11	1:56.54
	:24.86 :30.23		:34.30 :27.15		
11)	EHLIN, KEN	18	ROCHESTER, MI	1:56.86	1:57.03
	:25.49 :29.71		:34.26 :27.57		
12)	WELLMAN, AARON	17	HUNTINGTON, WV	1:58.46	1:57.04
	:26.14 :29.00		:33.47 :28.43		
13)	MORROW, WESLEY	15	SPARTANBURG, SC	1:56.97	1:57.19
	:24.80 :30.60		:34.73 :27.06		
14)	HASSETT, ROBERT	17	SOMERSET HILL, NJ	1:57.74	1:57.92
	:26.13 :30.27		:33.40 :28.12		
15)	VIRDEN, TYLER	17	CAPE ANN, WA	1:58.02	1:58.36
	:26.38 :32.01		:32.45 :27.52		
16)	MCCOLLUM, JIM	17	HAMILTON, OH	1:57.90	1:58.47
	:25.73 :29.72		:35.28 :27.74		

( CONTINUED ON NEXT PAGE )



EVENT: 4 BOY'S 200 YARDS INDIVIDUAL MEDLEY (CONTINUED)

1) THOMPSON, MATTHEW :24.57 :27.97	17 WAYNESBORO, VA :33.88 :27.11	1:53.45	38) MILLET, ANDY :25.47 :30.56	16 YAKIMA, WA :35.97 :28.84	2:00.84
2) KASCHIK, NICHOLAS :24.81 :28.27	14 HOUSTON, TX :33.87 :26.70	1:53.65	39) CAPEN, TODD :26.13 :30.16	14 NAPERVILLE, IL :36.28 :28.28	2:00.85
3) WILKENS, TOM :25.11 :29.19	17 RED BANK, NJ :32.53 :27.91	1:54.74	40) SINGER, GREG :26.17 :30.31	17 WILTON, CT :36.28 :28.23	2:00.99
4) MILEWSKI, SCOTT :24.96 :29.99	18 WHATCOM, WA :33.25 :27.42	1:55.42	41) CROSBY, CHANDLER :27.10 :30.16	15 NEW CANAAN, CT :35.36 :28.76	2:01.38
5) BLACK, ALEX :25.05 :29.19	18 WINSTON-SALEM, NC :34.97 :26.80	1:55.62	42) PINGEL, THADD :26.14 :30.85	18 PETERSBURG, VA :35.21 :29.19	2:01.39
6) SMITH, MATT :24.66 :28.83	17 G. NIPPERT, OH :32.54 :28.25	1:56.01	43) AKOPYAN, RAYMOND :26.18 :31.54	18 GLENDALE, CA :35.70 :28.21	2:01.63
7) SCHULTZ, JOSH :25.88 :30.07	17 AURORA, IL :34.02 :29.12	1:56.63	44) PADUA, FRANCISCO :26.67 :30.97	14 HOUSTON, TX :35.33 :28.74	2:01.71
8) CAMPEA, SCOTT :25.42 :29.71	18 HUNTINGTON, NY :35.78 :27.15	1:56.74	45) HORNE, JAMIE :26.01 :30.63	17 POWEL CROSLEY, OH :36.55 :28.96	2:02.15
9) EHLEN, KEN :25.08 :28.87	18 ROCHESTER, MI :34.04 :27.69	1:56.86	45) SNOOK, ERIC :25.74 :31.08	15 HARRISBURG E, PA :36.44 :28.89	2:02.15
10) BARTZ, MICHAEL :25.07 :30.70	15 FLUSHING, NY :34.30 :26.90	1:56.88	47) FISCHER, MICHAEL :26.43 :29.60	17 RIDGEWOOD, NJ :37.02 :29.20	2:02.25
11) MORROW, WESLEY :24.77 :29.98	15 SPARTANBURG, SC :34.40 :27.96	1:56.97	48) ZULEGAR, CHAD :26.24 :31.80	17 WINSTON-SALEM, NC :34.12 :30.24	2:02.40
12) SHERMAN, SCOTT :25.65 :30.42	18 SOMERSET V, NJ :33.15 :28.52	1:57.11	49) BRYANT, CHRIS :26.61 :32.06	17 DARTEN, CT :35.69 :29.59	2:02.55
13) HASSETT, ROBERT :26.01 :29.58	17 SOMERSET HILL, NJ :34.79 :27.61	1:57.74	50) ZUAZUA, REUBEN :26.49 :31.09	17 GLENDALE, CA :34.75 :29.33	2:02.75
14) MCCOLLUM, JIM :26.00 :29.59	17 HAMILTON, OH :32.40 :28.13	1:57.90	51) HOGUE, SAMUEL :26.45 :31.41	16 KETTERING, OH :35.42 :29.55	2:03.18
15) VIRDEN, TYLER :25.39 :32.29	17 CAPE ANN, MA :33.73 :28.34	1:58.02	52) ALBERT, ALEX :26.48 :32.89	17 WILTON, CT :37.05 :28.68	2:03.31
16) WELLMAN, AARON :25.12 :29.17	17 HUNTINGTON, WV :32.82 :28.01	1:58.46	53) CHEN, JEFFREY :27.39 :32.96	16 HUNTINGTON, NY :36.48 :29.05	2:03.39
17) ROSENTHAL, JEREMY :25.26 :30.02	18 HAMDEN, CT :34.31 :28.87	1:58.51	54) CORNISH, DOUG :26.44 :32.06	15 HARRISBURG E, PA :35.28 :28.79	2:03.44
18) BAKER, DAVID :25.13 :29.22	17 HOUSTON, TX :35.82 :27.81	1:58.56	55) KRETER, JUSTIN :26.64 :31.85	17 WILTON, CT :35.28 :28.79	2:03.45
19) DAVIS, JASON :25.60 :30.42	18 COUNTRYSIDE, OH :34.31 :28.87	1:58.91	56) PELOW, COREY :26.44 :32.06	17 CHAMBERSBURG, PA :35.93 :29.07	2:03.50
20) JENNINGS, RICKIE :25.77 :32.20	15 PULASKI, VA :35.27 :28.52	1:59.08	57) SMITH, JOHN :26.83 :31.17	14 LYNCHBURG, VA :37.00 :28.60	2:03.60
21) BELL, JEFF :26.73 :29.54	16 SPRINGFIELD, OH :35.25 :28.00	1:59.14	58) PALENSHUS, DIRK :26.60 :32.51	17 MANSFIELD, OH :36.62 :28.98	2:04.09
22) DUEPKE, BEN :26.29 :31.02	17 M.E. LYONS, OH :34.74 :28.43	1:59.27	59) ROSS, IAN :26.94 :32.28	18 M.E. LYONS, OH :33.94 :29.27	2:04.19
23) VOLKER, RAY :25.89 :31.37	18 CHESHIRE, CT :33.57 :28.98	1:59.44	60) TRUESDELL, CORY :27.91 :31.72	16 BIRMINGHAM, MI :35.99 :29.21	2:04.31
24) DAVIS, TOM :25.77 :32.20	16 WILTON, CT :34.67 :27.85	1:59.60	61) MURPHY, GLENN :26.69 :31.94	17 NW DUPAGE, IL :35.55 :28.67	2:04.44
25) CAPPS, TIM :25.24 :28.84	16 CHAR'VILLE, VA :33.57 :28.24	1:59.78	62) LEE, KRISTIAN :27.38 :29.41	14 SCHROEDER, WI :34.21 :31.94	2:04.46
25) DRUSD, JASON :25.52 :30.83	18 M.E. LYONS, OH :34.42 :29.21	1:59.78	63) DOWLER, STEVEN :26.86 :33.98	18 TOWSON, MD :35.46 :29.39	2:04.48
27) BANZIGER, BRYAN :26.46 :33.02	17 MARIETTA, OH :32.95 :27.67	1:59.86	64) KACENGA, MATT :26.01 :31.48	17 WILTON, CT :34.27 :29.84	2:04.54
28) MARSH, BRIAN :25.58 :31.42	15 ROANOKE, VA :35.33 :27.81	1:59.98	65) GOLDSTEIN, ERIC :26.01 :31.48	14 UP. MONTGOMERY, MD :37.27 :30.48	2:04.91
29) TROY, SCOTT :26.01 :30.34	17 READING, PA :34.21 :31.94	2:00.10	66) FLETCHER, JAMIE :26.28 :32.11	18 ELGIN, IL :36.03 :30.25	2:04.95
30) MULVEY, BRENDAN :25.73 :30.73	15 SOMERSET HILL, NJ :34.23 :28.21	2:00.14	67) SMITH, CLYDE :26.54 :30.79	16 LYNCHBURG, VA :34.27 :29.84	2:04.98
30) KIM, MICHAEL :26.38 :31.35	16 ANN ARBOR, MI :35.59 :27.69	2:00.14	68) NAJARIAN, BRIAN :26.82 :31.50	16 BIRMINGHAM, MI :32.40 :28.13	2:05.00
32) MUSIALCZYK, MARTIN :26.51 :30.50	17 GRAND RAPIDS, MI :35.01 :28.78	2:00.15	69) ODATE, SHOBU :26.57 :31.45	16 BIRMINGHAM, MI :36.74 :29.95	2:05.05
33) GUSTIN, WES :25.31 :30.91	17 HOUSTON, TX :35.64 :28.05	2:00.17	70) KNAPP, TIM :26.95 :32.85	17 HAMDEN, CT :38.10 :28.93	2:05.17
34) BLANKENHORN, BRAD :25.31 :30.91	17 STATE COLLEGE, PA :34.23 :28.21	2:00.29	71) KELSEY, BENSON :26.82 :31.50	16 CORRY, PA :38.54 :30.20	2:05.17
35) FULLING, BRIAN :26.34 :31.24	17 MCKINLEY, IL :35.52 :28.64	2:00.38	72) GOULDING, TIMOTHY :25.77 :31.92	15 LEBANON, PA :35.55 :30.11	2:05.46
36) BRUESCH, JOHN :25.58 :30.28	15 NW DUPAGE, IL :33.35 :29.11	2:00.45	73) WALSH, BRANDON :26.68 :31.21	17 HOLYOKE, MA :37.35 :29.83	2:05.50
37) SUZZI, ANTHONY :25.58 :30.28	17 NAPERVILLE, IL :36.84 :27.79	2:00.49	74) MCSAVRAN, DAVE :26.68 :31.21	15 NEW CASTLE, PA :38.15 :29.71	2:05.55
				17 CHESHIRE, CT :37.31 :30.61	2:05.81

(CONTINUED ON NEXT PAGE)

EVENT: 4 BOY'S 200 YARDS INDIVIDUAL MEDLEY (CONTINUED)

75) SEARLESS, DAVID	15 BATH, ME	2:06.78	TEICHMAN, JON	16 UP. PENINSULA, MI	DISQUAL
:26.65 :32.46 :36.88 :30.79			:26.08 :32.62	:36.30	DISQUAL
76) CASEY, PATRICK	16 BATTLE CREEK, MI	2:06.92	MODEEN, WALT	15 WILTON, CT	DISQUAL
:26.71 :31.47 :39.04 :29.70			:36.72 :31.77	:36.63	DISQUAL
77) POLHEMUS, JOHN	17 ELKHART, IN	2:06.97	CHAMBLISS, BAKER	16 MONTGOMERY, AL	DISQUAL
:26.67 :32.19 :36.84 :31.27					DISQUAL
78) ANGELO, MICHAEL	18 NEW CASTLE, PA	2:07.21	PORTO, MARVEL	17 YOUNGSTOWN, OH	DISQUAL
:27.67 :30.96 :37.79 :30.79			:27.19 :34.81	:43.92	DISQUAL
79) MICHAELS, TONY	18 ELYRIA, OH	2:08.16	FINE, DAVID	16 NEW CANAAN, CT	DISQUAL
:28.23 :31.85 :37.07 :31.01			:26.11 :30.88	:36.07	DISQUAL
80) JOHNSON, MATT	15 NORTH CANTON, OH	2:08.19	BENVENUTI, ERIC	17 SOUTHEASTERN, CT	DISQUAL
:27.23 :32.71 :36.86 :31.39			:27.42 :33.01	:39.65	DISQUAL
81) BURNS, ERIC	18 CHESHIRE, CT	2:08.46	MONTGOMERY, JONAH	17 FLUSHING, NY	DISQUAL
:26.75 :34.26 :37.51 :29.94					DISQUAL
82) WILSON, MARK	16 NORTH PENN, PA	2:08.49	STEMPIHAR, ERIC	15 SHEBOYGAN, WI	DISQUAL
:25.64 :32.90 :39.49 :30.46			:26.96 :30.73	:36.84	DISQUAL
83) PIERCE, JAMES	16 WEST BRANCH, PA	2:08.69	MOELLER, DENNIS	16 TRI-CITY, KY	DISQUAL
:27.06 :33.02 :37.07 :31.54			:26.25 :31.71	:37.51	DISQUAL
84) SATTERLY, NEAL	15 FRANKFORT, KY	2:10.51	ABERCROMBIE, JAY	17 DAYTONA BEACH, FL	DISQUAL
:26.05 :30.23 :38.61 :30.09					DISQUAL
85) LIDDARD, JASON	17 AUBURN, NY	2:11.37			
:26.44 :33.18 :39.20 :32.55					

EVENT: 5 GIRL'S 100 YARDS FREESTYLE \*\*\*\*\* APRIL 5, 1993 \*\*\*\*\*  
 NATIONAL RECORD :50.12 B. WASHUT ASHTABULE, OH 1980  
 QUALIFYING FOR NATIONALS :55.79

PLACE	NAME	YEAR	TEAM	TRIALS	FINAL			
CHAMPIONSHIP FINAL								
1)	ROBINSON, KIMBERLY	16	HUNTINGTON, WV	:51.71	:50.85			
	:24.35 :26.50							
2)	STONE, MELISA	17	MANSFIELD, OH	:51.72	:50.99			
	:24.65 :26.34							
3)	FOWLES, BRIANNE	14	LAKE REGION, IL	:52.09	:52.06			
	:24.85 :27.21							
4)	MINNICH, JAMIE	18	MANSFIELD, OH	:52.66	:52.19			
	:25.10 :27.09							
5)	CRONK, REBECCA	14	CHAR'VILLE, VA	:52.34	:52.27			
	:24.85 :27.42							
6)	SPATZ, TAMMIE	17	SAGINAW, MI	:52.57	:52.77			
	:25.00 :27.77							
7)	BELLAIRS, ELISSA	17	READING, PA	:52.45	:52.78			
	:25.16 :27.62							
8)	TARASUK, HILARY	17	PARKERSBURG, WV	:52.70	:52.88			
	:25.26 :27.62							
CONSOLATION FINAL								
9)	MOSHER, ASHLEY	18	BIRMINGHAM, MI	:53.10	:52.49			
	:24.82 :27.67							
10)	HENSON, WENDY	16	SPARTANBURG, SC	:53.01	:52.50			
	:25.45 :27.05							
11)	BALCERZAK, AMY	14	SHENANGO, PA	:52.84	:52.52			
	:25.56 :26.96							
12)	CARLSON, AMANDA	18	SOUTHINGTON, CT	:53.16	:52.57			
	:25.72 :26.85							
13)	BONTRAGEN, JANETTE	17	NAPERVILLE, IL	:53.13	:52.81			
	:25.27 :27.54							
14)	BALLARD, GRETCHEN	14	GLENDALE, CA	:53.19	:52.96			
	:25.73 :27.23							
15)	ALLSHOUSE, JAMIE	16	ROCHESTER, MI	:52.71	:52.99			
	:25.12 :27.87							
16)	KULKA, TASHA	15	STATE COLLEGE, PA	:53.22	:53.09			
	:25.76 :27.33							
1)	ROBINSON, KIMBERLY	16	HUNTINGTON, WV	:51.71	5) BELLAIRS, ELISSA	17	READING, PA	:52.45
	:24.55 :27.16				:24.98 :27.47			
2)	STONE, MELISA	17	MANSFIELD, OH	:51.72	6) SPATZ, TAMMIE	17	SAGINAW, MI	:52.57
	:24.82 :26.90				:25.07 :27.50			
3)	FOWLES, BRIANNE	14	LAKE REGION, IL	:52.09	7) MINNICH, JAMIE	18	MANSFIELD, OH	:52.66
	:24.82 :27.27				:25.35 :27.31			
4)	CRONK, REBECCA	14	CHAR'VILLE, VA	:52.34	8) TARASUK, HILARY	17	PARKERSBURG, WV	:52.70
	:25.03 :27.31				:25.22 :27.48			

( CONTINUED ON NEXT PAGE )

## EVENT: 5 GIRL'S 100 YARDS FREESTYLE

(CONTINUED)

9)	ALLSHOUSE, JAMIE :25.40 :27.31	16	ROCHESTER, MI	:52.71	46)	KYLE, DEBBIE :25.99 :28.28	16	CLERMONT, OH	:54.27
10)	BALCERZAK, AMY :25.77 :27.07	14	SHENANGO, PA	:52.84	47)	WONG, STEPHANIE :26.22 :28.09	15	BLUE ASH, OH	:54.31
11)	HENSON, WENDY :25.51 :27.50	16	SPARTANBURG, SC	:53.01	48)	WILLIAMS, DANIKA :25.74 :28.59	18	BOISE, ID	:54.33
12)	MOSHER, ASHLEY :25.08 :28.02	18	BIRMINGHAM, MI	:53.10	49)	FRITSCH, AMY :26.29 :28.12	14	GRAND RAPIDS, MI	:54.41
13)	BONTAGEN, JANETTE :25.46 :27.67	17	NAPERVILLE, IL	:53.13	50)	HANDKAMMER, KRISTEN :25.86 :28.57	16	WARREN, PA	:54.43
14)	CARLSON, AMANDA :25.67 :27.49	18	SOUTHINGTON, CT	:53.16	51)	HADICK, LEIGH :25.74 :28.75	15	LAKE REGION, IL	:54.49
15)	BALLARD, GRETCHEN :25.87 :27.32	14	GLENDALE, CA	:53.19	52)	MESSERSMITH, ASHLEY :26.38 :28.13	13	HOUSTON, TX	:54.51
16)	KULKA, TASHA :25.89 :27.33	15	STATE COLLEGE, PA	:53.22	52)	AMERMAN, BRENDA :26.42 :28.09	17	SOMERSET V, NJ	:54.51
17)	DEDE, CHERYL :25.31 :27.93	17	UP. MAIN LINE, PA	:53.24	54)	STUEHMEIER, KATRIN :26.38 :28.22	17	RED BANK, NJ	:54.60
18)	CHEPELEVICH, NATALIE :25.46 :27.79	17	UP. MAIN LINE, PA	:53.25	55)	HAMES, ELIZABETH :26.15 :28.49	17	ANN ARBOR, MI	:54.64
19)	SHEPARD, LAURA :25.50 :27.80	15	WESTPORT, CT	:53.30	56)	DOHERTY, HEATHER :26.08 :28.57	16	COUNTRYSIDE, OH	:54.65
20)	FOX, JENNIFER :25.49 :27.86	14	MANSFIELD, OH	:53.35	57)	BRELSFORD, EMILY :25.88 :28.79	16	HARRISBURG E, PA	:54.67
21)	MCMANON, MEREDITH :25.10 :28.29	15	BIRMINGHAM, MI	:53.39	58)	KLING, BECKY :26.88 :27.82	18	G. NIPPERT, OH	:54.70
21)	STRINGSFELLOW, SANDIE :25.41 :27.98	17	UP. MAIN LINE, PA	:53.39	59)	HODGDON, BECKI :25.96 :28.78	15	NW DUPAGE, IL	:54.74
23)	BENNETT, BROOKE :25.60 :27.81	14	RIDGEWOOD, NJ	:53.41	60)	NAGEL, BETSY :25.89 :28.86	15	AURORA, IL	:54.75
24)	BURTON, ASHLEY :25.42 :28.04	15	HOUSTON, TX	:53.46	61)	WILKINSON, JILL :26.32 :28.46	13	FRANKLIN, PA	:54.78
25)	CRISMAN, JENNIFER :25.46 :28.04	13	GRAND RAPIDS, MI	:53.50	61)	WILLIAMS, JENNIFER :26.30 :28.48	15	CARLISLE, PA	:54.78
26)	LINN, CRYSTAL :26.08 :27.46	14	PARKERSBURG, WV	:53.54	63)	WERNER, SHARON :26.99 :27.84	15	STATE COLLEGE, PA	:54.83
27)	NAJARIAN, NATALIE :25.73 :27.92	15	BIRMINGHAM, MI	:53.65	63)	CROMBIE, KARA :26.45 :28.38	18	CEN. CHESTER, PA	:54.83
28)	EARHART, NICOLE :25.97 :27.69	15	BLUE ASH, OH	:53.66	65)	CHRISTIE, STEPHANIE :26.18 :28.66	15	CLERMONT, OH	:54.84
29)	LEWIS, JENN :25.79 :27.88	17	WILTON, CT	:53.67	66)	WILLIAMS, KELSEY :26.25 :28.63	15	BOISE, ID	:54.88
29)	BROOKS, ERIN :26.04 :27.63	17	SOMERSET HILL, NJ	:53.67	67)	BOLDUC, MARY KAY :25.97 :28.95	15	BAY CITY, MI	:54.92
31)	WITTENDORFER, RENEE :25.75 :27.94	15	CHANDLER, AL	:53.69	68)	DELICIA, ALLYSON :26.50 :28.43	16	CHESHIRE, CT	:54.93
32)	SCHOENHAUS, PATTY :26.21 :27.50	15	SOMERSET HILL, NJ	:53.71	69)	SCHELLENBERG, KATY :26.02 :28.92	15	BIRMINGHAM, MI	:54.94
32)	LENNOX, MEGHAN :25.96 :27.75	16	ROCHESTER, MI	:53.71	69)	LAGUE, JESSICA :26.28 :28.66	14	HAVERHILL, MA	:54.94
34)	SMITH, ERIKA :25.97 :27.78	17	ANN ARBOR, MI	:53.75	71)	HAYNIE, MISSY :26.39 :28.56	15	SEVERNA PARK, MD	:54.95
35)	SCHMIDT, LIBBY :25.65 :28.14	14	M. E. LYONS, OH	:53.79	72)	MCCUTCHEON, LARA :26.55 :28.42	16	AURORA, IL	:54.97
36)	BEIBLE, MONICA :26.03 :27.84	14	UP. MAIN LINE, PA	:53.87	73)	LUTZ, KELLI :26.76 :28.24	16	ROCHESTER, MI	:55.00
36)	VARDA, KATIE :26.18 :27.69	16	GRAND RAPIDS, MI	:53.87	74)	STEVENSON, SARA :26.19 :28.89	15	MINDOT, ND	:55.08
38)	BREEN, MARNIE :25.74 :28.16	18	BEAVERCREEK, OH	:53.90	74)	EVERS, MEGAN :26.05 :29.03	17	NW DUPAGE, IL	:55.08
39)	ECK, LISA :25.93 :28.02	18	KETTERING, OH	:53.95	76)	GAY, KRISTEN :26.57 :28.54	14	SARASOTA, FL	:55.11
40)	NORTON, EMILY :26.16 :27.84	18	WHATCOM, WA	:54.00	77)	VARGAS, ELISIA :26.29 :28.83	16	LENAWEE CTY., MI	:55.12
41)	BENJAMIN, BONNIE :25.52 :28.49	18	BIRMINGHAM, MI	:54.01	78)	COX, JULIE :26.04 :29.10	16	PHOENIXVILLE, PA	:55.14
42)	STACKHOUSE, CARRIE :25.85 :28.23	15	UP. MAIN LINE, PA	:54.08	79)	ZERHUSEN, MEGAN :26.39 :28.77	13	FRANKFORT, KY	:55.16
43)	CROMBIE, AIMEE :25.94 :28.23	16	CEN. CHESTER, PA	:54.17	80)	KASUBOSKE, ALISON :26.24 :28.94	16	LAKE REGION, IL	:55.18
44)	ADAMS, BROOKE :26.11 :28.08	17	ROANOKE, VA	:54.19	81)	NEAL, ELIZABETH :26.29 :28.90	16	BLUE ASH, OH	:55.19
45)	SEDLACEK, STACEY :26.08 :28.16	15	KNOX COUNTY, IL	:54.24	81)	PIERCE, HEIDI :26.39 :28.80	14	ROCHESTER, MI	:55.19

( CONTINUED ON NEXT PAGE )

## EVENT: 5 GIRL'S 100 YARDS FREESTYLE

(CONTINUED)

83) MCCUTCHEON, KELLY :26.53 :28.67	15 AURORA, IL :55.20	120) LINCK, ERIN :26.99 :28.99	15 G. NIPPERT, OH :55.98
83) REDMOND, NICOLE :26.57 :28.63	17 OAK PARK, IL :55.20	121) LENEN, JESSICA :27.07 :28.95	16 TRI-CITY, KY :56.02
85) BINKLEY, JESSICA :26.27 :28.94	14 NEW CANAAN, CT :55.21	122) SAWIN, TIFFANY :27.16 :28.91	15 SOMERSET V, NJ :56.07
86) SANTORO, LAURIE :26.42 :28.86	17 PHOENIXVILLE, PA :55.28	122) MACHALA, TRACEY :56.07	15 NW DUPAGE, IL :56.07
87) LANCASTER, JULIET :26.20 :29.10	17 GLOUCESTER, NJ :55.30	124) HAJDULZEK, BARBARA :26.68 :29.40	16 SAN PEDRO, CA :56.08
87) O' DONNELL, HEATHER :26.66 :28.64	14 KANKAKEE, IL :55.30	125) MATALAVAGE, JILL :27.09 :29.05	16 HARRISBURG E, PA :56.14
87) VALLEBO, MELISSA :26.59 :28.71	14 WILTON, CT :55.30	126) JACKSON, JENNY :26.30 :29.85	16 BELLEVUE, WA :56.15
90) UTLEY, MISSY :26.68 :28.63	16 OSHKOSH, WI :55.31	127) BADGETT, ELIZABETH :26.89 :29.27	16 MIAMI COUNTY, OH :56.16
91) HICKS, LINDSAY :26.54 :28.78	15 WILMINGTON, NC :55.32	128) STERGION, BRANDI :27.08 :29.13	14 DANVILLE, VA :56.21
92) EATON, SHELLEY :26.75 :28.65	13 BEVERLY, MA :55.40	129) GOTSCHALL, STEPHANIE :27.09 :29.14	13 CAMBRIDGE, OH :56.23
93) FELDMAN, LAUREN :26.51 :28.91	14 ROANOKE, VA :55.42	129) BULLINGTON, LYNSEY :26.76 :29.47	15 HAGERSTOWN, MD :56.23
93) MICKSCHL, AMY :27.10 :28.32	14 SCHROEDER, WI :55.42	131) STARK, STACY :26.99 :29.27	16 NAPERVILLE, IL :56.26
95) JONES, CHRISTIE :26.21 :29.23	17 SEVERNA PARK, MD :55.44	132) DAVIES, ALISSA :26.70 :29.58	13 KNOX COUNTY, IL :56.28
95) DEPUTY, MIRANDA :26.38 :29.06	15 ROANOKE, VA :55.44	133) RAISIO, KATIE :26.97 :29.34	16 BELLEVUE, WA :56.31
97) TRIBOU, MEGAN :26.42 :29.03	14 GOLDSBORO, NC :55.45	134) CAROLLO, ANNA :27.95 :28.44	13 SCHROEDER, WI :56.39
97) SZWEDA, MAUREEN :26.62 :28.83	12 NW DUPAGE, IL :55.45	134) KETCHUM, STACY :26.91 :29.48	15 GRAND RAPIDS, MI :56.39
99) STUART, ANDREA :26.54 :28.93	18 SOMERSET HILL, NJ :55.47	134) MUSSMAN, LEE :27.03 :29.36	13 BLUE ASH, OH :56.39
100) COLLENS, LAURA :26.01 :29.51	16 CEN. CHESTER, PA :55.52	137) SCHULER, KATE :27.12 :29.30	16 WILTON, CT :56.42
101) GELMINE, CLAREY :26.83 :28.71	17 ROCHESTER, MI :55.54	138) HUDSON, JILL :27.00 :29.43	14 RALEIGH, NC :56.43
102) NORGALIS, KAREN :26.92 :28.64	18 SOMERSET V, NJ :55.56	139) SMITH, TRINA :26.89 :29.56	16 OLD TOWN, ME :56.45
103) KELLY, KATHLEEN :26.52 :29.10	16 RED BANK, NJ :55.62	139) SALISBERRY, JANA :27.26 :29.19	15 WOOSTER, OH :56.45
104) MOO, RACHEL :26.85 :28.79	17 HAMILTON, NJ :55.64	141) GLENN, DORI :27.06 :29.43	14 SPARTANBURG, SC :56.49
104) MASSARD, MARCIE :26.92 :28.72	14 READING, PA :55.64	141) STURGIS, JOY :27.54 :28.95	17 MID-DELMARVA, MD :56.49
106) VON OESEN, HEATHER :26.37 :29.28	16 LYNCHBURG, VA :55.65	143) KOZACZYNSKI, NATASZA :26.99 :29.51	17 OAK PARK, IL :56.50
107) WAGENER, TERI :26.63 :29.03	16 NAPERVILLE, IL :55.66	144) VEIT, CRISTIN :27.15 :29.36	17 GLOUCESTER, NJ :56.51
108) AMOROSA, JUDY :26.68 :29.04	16 SOMERSET V, NJ :55.72	144) BENNETT, KELLY :26.72 :29.79	17 FRANKLIN, PA :56.51
109) COYLE, JUDY :27.32 :28.41	15 BOISE, ID :55.73	146) LYKENS, BRANDI :27.24 :29.30	16 CLEARFIELD, PA :56.54
110) CONGER, SARAH :27.08 :28.66	13 MACOMB, MI :55.74	147) GODSOE, DEBBIE :27.10 :29.48	15 OLD TOWN, ME :56.58
110) FERALDO, CAROLINE :26.40 :29.34	15 WESTFIELD, NJ :55.74	148) PIPKINS, JEANETTE :26.88 :29.74	16 SUMMIT AREA, NJ :56.62
112) CHEEK, JENNY :26.50 :29.28	15 RALEIGH, NC :55.78	149) FLIKKEMA, KATE :27.24 :29.40	13 GRAND RAPIDS, MI :56.64
112) PRIESTER, JENNIFER :26.73 :29.05	14 BLOOMINGTON, IL :55.78	150) RUBIO, VERONICA :26.46 :30.23	16 SALEM COUNTY, NJ :56.69
114) O'REILLY, REBECCA :26.61 :29.21	16 CAPE ANN, MA :55.82	151) BUTLER, HOLLIE :27.26 :29.45	14 GOLDSBORO, NC :56.71
115) HAURY, CASSIE :26.86 :28.98	16 CHAR'VILLE, VA :55.84	152) LAUGHNA, JENNY :27.50 :29.23	16 UP. PENINSULA, MI :56.73
116) CALDWELL, MANDY :26.34 :29.52	17 CEN. CHESTER, PA :55.86	153) GOLDTHORPE, KRISTIN :27.23 :29.53	17 NORTH CANTON, OH :56.76
117) LANGENBERG, HEATHER :26.19 :29.69	18 SOMERSET V, NJ :55.88	154) TRINDAD, LENINA :27.15 :29.62	17 WEST SIDE, NY :56.77
118) GRAHAM, LESLIE :26.85 :29.12	17 DARIEN, CT :55.97	155) TRIPP, CHRISTINA :27.14 :29.66	17 LINCOLN TRAIL, IL :56.80
118) HABAKUK, ANDREA :26.39 :29.58	15 OAK PARK, IL :55.97	156) WICKMAN, GWEN :27.23 :30.19	17 AUBURN, NY :57.42

( CONTINUED ON NEXT PAGE )

EVENT: 5 GIRL'S 100 YARDS FREESTYLE

(CONTINUED)

157) LASALLE, STEPHANIE	16 CHESHIRE, CT	:57.45	150) BEYER, TISHA	15 ELKHART, IN	:58.45
:27.41 :30.04			:27.55 :30.90		
158) HIPPLE, EMILY	16 GLOUCESTER, NJ	:57.64	PATTERSON, MEGAN	16 ST CLOUD, MN	DISQUAL
:27.53 :30.11			DISQUAL		
159) STANDLEY, KARA	17 KANKAKEE, IL	:58.36			
:27.42 :30.94					

EVENT : 6 BOY'S 100 YARDS FREESTYLE  
 NATIONAL RECORD :44.69 D. FOX RALEIGH, NC  
 QUALIFYING FOR NATIONALS :49.89

\*\*\*\*\* APRIL 5, 1993 \*\*\*\*\*  
 1989

PLACE	NAME	YEAR	TEAM	TRIALS	FINAL		
CHAMPIONSHIP FINAL							
1)	WALES, DOD	16	M. E. LYONS, OH	:45.55	:45.42		
	:22.14 :23.28						
2)	SCHEER, KARL	18	M. E. LYONS, OH	:45.96	:46.01		
	:22.11 :23.90						
3)	ARCHER, CHRIS	15	HOUSTON, TX	:46.02	:46.11		
	:22.40 :23.71						
4)	WOODWORTH, TOM	18	WAYNESBORO, VA	:46.68	:46.18		
	:22.18 :24.00						
5)	FULLILOVE, ADAM	16	NEW CANAAN, CT	:46.34	:46.34		
	:22.30 :24.04						
6)	WITHEY, JESS	18	SAN PEDRO, CA	:45.68	:46.65		
	:22.19 :24.46						
7)	TANT, JAY	15	BEAVERCREEK, OH	:46.99	:47.23		
	:22.49 :24.74						
8)	GUIBORD, BRIAN	17	FAIRFIELD, OH	:47.18	:47.38		
	:22.55 :24.83						
CONSOLATION FINAL							
9)	LINN, JEREMY	17	HARRISBURG E, PA	:47.28	:46.73		
	:22.74 :23.99						
10)	DAVEY, MATT	18	WILTON, CT	:47.33	:47.23		
	:22.54 :24.69						
10)	CAROTHERS, JOSH	17	M. E. LYONS, OH	:47.43	:47.23		
	:22.82 :24.41						
12)	STACEY, GREG	16	WILTON, CT	:47.63	:47.58		
	:23.27 :24.31						
13)	COLE, MATT	17	BLOOMSBURG, PA	:47.66	:47.61		
	:22.96 :24.65						
14)	PFARRER, BRIAN	18	SOMERSET HILL, NJ	:47.68	:47.70		
	:22.87 :24.83						
15)	VOGT, MATT	16	CLAY-PLATTE, MD	:47.80	:47.77		
	:22.91 :24.86						
16)	JEFFERIS, MATTHEW	18	ALLENTOWN, PA	:47.57	:47.85		
	:22.77 :25.08						
1)	WALES, DOD	16	M. E. LYONS, OH	:45.55	13) STACEY, GREG	16 WILTON, CT	:47.63
	:22.11 :23.44			:22.57 :25.06			
2)	WITHEY, JESS	18	SAN PEDRO, CA	:45.68	14) COLE, MATT	17 BLOOMSBURG, PA	:47.66
	:21.72 :23.96			:22.84 :24.82			
3)	SCHEER, KARL	18	M. E. LYONS, OH	:45.96	15) PFARRER, BRIAN	18 SOMERSET HILL, NJ	:47.68
	:22.16 :23.80			:22.95 :24.73			
4)	ARCHER, CHRIS	15	HOUSTON, TX	:46.02	16) VOGT, MATT	16 CLAY-PLATTE, MD	:47.80
	:22.71 :23.31			:22.86 :24.94			
5)	FULLILOVE, ADAM	16	NEW CANAAN, CT	:46.34	17) JOHNSON, JOE	18 ASHLAND, OH	:47.84
	:22.18 :24.16			:22.59 :25.25			
6)	WOODWORTH, TOM	18	WAYNESBORO, VA	:46.68	17) ELDER, PAT	18 MCKINLEY, IL	:47.84
	:22.06 :24.62			:23.58 :24.34			
7)	TANT, JAY	15	BEAVERCREEK, OH	:46.99	19) SELGAS, TIM	18 HARRISBURG E, PA	:47.88
	:22.44 :24.55			:22.81 :25.07			
8)	GUIBORD, BRIAN	17	FAIRFIELD, OH	:47.18	20) FURLONG, MIKE	16 UP. MAIN LINE, PA	:47.90
	:22.60 :24.58			:22.91 :24.99			
9)	LINN, JEREMY	17	HARRISBURG E, PA	:47.28	21) WALKER, SEAN	16 GEN. CHESTER, PA	:47.91
	:22.57 :24.71			:22.76 :25.15			
10)	DAVEY, MATT	18	WILTON, CT	:47.33	22) SINTZ, NICK	19 CHANDLER, AL	:47.97
	:22.79 :24.54			:22.80 :25.17			
11)	CAROTHERS, JOSH	17	M. E. LYONS, OH	:47.43	23) EHLEN, KEN	18 ROCHESTER, MI	:47.99
	:22.91 :24.52			:23.21 :24.78			
12)	JEFFERIS, MATTHEW	18	ALLENTOWN, PA	:47.57	24) O'DONNELL, ERICH	16 MCKINLEY, IL	:48.10
	:22.52 :25.05			:23.57 :24.53			

( CONTINUED ON NEXT PAGE )

## EVENT: 6 BOY'S 100 YARDS FREESTYLE

(CONTINUED)

25) BILLET, CHRIS	19	HARRISBURG E, PA	:48.14	62) KORITKOSKI, JOHN	17	N. MIDDLESEX, CT	:49.18
:23.00 :25.14				:23.27 :25.91			
26) BLANKENHORN, BRAD	17	STATE COLLEGE, PA	:48.20	63) SMYSOR, CHRISTOPHER	16	NAPERVILLE, IL	:49.20
:23.07 :25.13				:23.70 :25.50			
26) RUBINO, FRANK	17	FLUSHING, NY	:48.20	64) PARSONS, STEVE	19	MANSFIELD, OH	:49.28
:23.29 :24.91				:23.61 :25.67			
28) FELDMAN, DAVID	17	ROANOKE, VA	:48.23	65) KORSEDAL, BOB	18	ANN ARBOR, MI	:49.36
:23.37 :24.86				:23.76 :25.60			
29) WILLIAMS, CHRIS	18	CORTLAND, NY	:48.24	66) KAMINSKI, JOCHEN	18	SPRINGFIELD, OH	:49.37
:23.15 :25.09				:23.12 :26.25			
30) LUCAN, JARAD	16	HAMDEN, CT	:48.32	67) BOHNERT, KURT	16	BAY CITY, MI	:49.40
:22.94 :25.38				:23.12 :26.28			
31) CLAUS, RYAN	17	NAPERVILLE, IL	:48.36	68) SLDAN, BRIAN	16	VINELAND, NJ	:49.42
:22.90 :25.46				:23.42 :26.00			
32) HANSZ, STEVE	17	BIRMINGHAM, MI	:48.37	69) DUNLOP, DEREK	16	BISMARCK, ND	:49.43
:22.76 :25.61				:23.18 :26.25			
33) LUCEY, BRIAN	15	CONCORD, NH	:48.38	70) TICOCCHIO, CLINT	17	AKRON W. R., OH	:49.44
:23.34 :25.04				:23.64 :25.00			
34) McVITTIE, MATTHEW	16	ANN ARBOR, MI	:48.44	70) ZULKIEWSKI, DAVE	15	ROCHESTER, MI	:49.44
:23.34 :25.10				:24.14 :25.30			
35) TRIBBLE, BRIAN	18	WINSTON-SALEM, NC	:48.48	72) SHELDEN, JOHN	18	BURLINGTON, NJ	:49.45
:22.82 :25.66				:23.95 :25.50			
36) KLEIN, CHRIS	15	SOMERSET V, NJ	:48.51	73) SMITH, TIM	17	WESTFIELD, NJ	:49.46
:23.64 :24.87				:23.43 :26.03			
37) LARKIN, BRIAN	17	AURORA, IL	:48.61	74) FLIKKEMA, BRAD	14	GRAND RAPIDS, MI	:49.54
:23.11 :25.50				:23.93 :25.61			
38) REYNOLDS, MICHAEL	18	HOUSTON, TX	:48.67	75) TACK, STEVE	17	BIRMINGHAM, MI	:49.55
:22.97 :25.70				:23.73 :25.82			
39) KENNEDY, JACK	16	HAMDEN, CT	:48.68	76) WALLACE, PHILIP	16	LYNCHBURG, VA	:49.56
:23.32 :25.36				:23.48 :26.08			
40) CARROLL, RICHARD	16	UP. MAIN LINE, PA	:48.69	77) SZMEDA, BRYAN	15	NW DUPAGE, IL	:49.67
:23.08 :25.61				:23.86 :25.81			
41) BORCHERS, JOHN	16	KETTERING, OH	:48.73	78) SARGET, JEFF	15	SCHROEDER, WI	:49.68
:23.17 :25.56				:23.50 :26.18			
42) DRYER, IKE	17	G. NIPPERT, OH	:48.74	79) GUIEL, KENNETH	17	HOLYOKE, MA	:49.69
:23.55 :25.19				:23.89 :25.80			
43) HUJESTON, KERRY	17	CHESHIRE, CT	:48.75	80) PHILLIPS, STEVEN	16	PARKERSBURG, WV	:49.74
:23.20 :25.55				:23.82 :25.92			
44) BANZIGER, BRYAN	17	MARIETTA, OH	:48.81	81) UKEN, DON	17	SOMERSET V, NJ	:49.75
:23.46 :25.35				:23.54 :26.21			
45) STEPIHAR, ERIC	15	SHEBOYGAN, WI	:48.84	82) SILOY, STEVE	18	ASHLAND, OH	:49.77
:23.59 :25.25				:23.70 :26.07			
46) TAYLOR, JAMIE	17	KALAMAZOO, MI	:48.87	83) NOBACK, CHARLES	17	ELGIN, IL	:49.82
:23.35 :25.52				:23.95 :25.87			
47) JILEK, DAVID	17	FARGO, ND	:48.93	84) VANALMEN, ROBERT	17	MASSILLON, OH	:49.93
:23.44 :25.49				:23.63 :26.30			
48) STOVEKEN, ERIC	18	RIDGEWOOD, NJ	:48.94	85) MICKLE, CORY	17	CLEARFIELD, PA	:49.97
:23.30 :25.64				:23.96 :26.01			
49) MAHAR, PAUL	18	BATTLE CREEK, MI	:48.96	86) PETROSKI, MAT	17	BURLINGTON, NJ	:49.98
:23.52 :25.44				:24.08 :25.90			
50) MUSIALCZYK, MARTIN	17	GRAND RAPIDS, MI	:49.00	87) WOODSIDE, PATRICK	16	POWEL CROSLEY, OH	:50.02
:23.96 :25.04				:23.86 :26.16			
51) RILEY, EDDIE	17	RALEIGH, NC	:49.01	88) WEINHOLD, MARK	18	GREEN BAY, WI	:50.03
:22.99 :26.02				:24.16 :25.07			
51) CHAMPNEY, TIM	15	SARASOTA, FL	:49.01	89) RODGERS, ELLIOTT	17	MCKINLEY, IL	:50.15
:22.88 :26.13				:23.92 :26.23			
53) BIRD, DEREK	18	LYNCHBURG, VA	:49.03	90) CARUSO, STEPHEN	16	CAPE ANN, MA	:50.17
:23.18 :25.85				:23.93 :26.24			
54) HUTCHINS, MIKE	18	ASHTABULA, OH	:49.06	90) DUNN, JONATHAN	15	FRANKFORT, KY	:50.17
:22.94 :26.12				:23.99 :26.18			
55) MURPHY, BRIAN	17	NAPERVILLE, IL	:49.07	92) ATKINSON, ROBERT	18	RALEIGH, NC	:50.25
:23.53 :25.54				:23.78 :26.47			
56) COHEN, BRIAN	16	LAKELAND HILL, NJ	:49.09	92) HAMES, MIKE	18	ASHTABULA, OH	:50.25
:23.48 :25.61				:23.52 :26.73			
56) BALKO, JASON	18	SCOTTDAL, PA	:49.09	94) COBB, MATT	17	LYNCHBURG, VA	:50.32
:23.50 :25.59				:24.20 :26.12			
58) MCGINLEY, BRIAN	17	BRANDYWINE, PA	:49.10	95) DENEAL, DUSTIN	16	MCKINLEY, IL	:50.33
:23.04 :26.06				:24.84 :25.49			
59) POGGI, PAUL	15	RIDGEWOOD, NJ	:49.11	96) ROSSITER, JOE	16	ASHTABULA, OH	:50.44
:23.28 :25.83				:24.11 :26.33			
60) STIGALL, SHAUN	15	COUNTRYSIDE, OH	:49.12	96) HICKS, JEFF	16	AURORA, IL	:50.44
:23.77 :25.35				:23.76 :26.68			
61) KELLY, ROBERT	18	RED BANK, NJ	:49.15	98) HENIKMAN, ROB	15	ASHLAND, OH	:50.47
:23.68 :25.47				:23.76 :26.71			

(CONTINUED ON NEXT PAGE)

EVENT: 6 BOY'S 100 YARDS FREESTYLE

(CONTINUED)

99) PAULEN, BRIAN :23.59 :27.07	17 ELKHART, IN	:50.66	109) HOGAN, SCOTT :23.82 :27.10	17 COLLIER CTY, FL	:50.92
100) LIAD, TIM :23.85 :26.84	18 RALEIGH, NC	:50.69	110) BAUER, MARK :24.00 :27.03	16 TOWSON, MD	:51.03
100) LAYDA, BLAKE :24.06 :26.63	16 YOUNGSTOWN, OH	:50.69	111) WENTZEL, ERIC :24.23 :26.81	16 CAMBRIDGE, OH	:51.04
102) BURROUGH, ROB :23.97 :26.76	16 GLOUCESTER, NJ	:50.73	112) SHAHAN, ERIC :24.54 :26.59	17 NORTH CANTON, OH	:51.13
103) STAMATES, JOHN :24.18 :26.57	16 NORTH CANTON, OH	:50.75	113) CIERI, JOE :23.99 :27.29	17 AUBURN, NY	:51.28
103) CHURINS, JON :24.30 :26.45	18 BATH, ME	:50.75	114) NAJARIAN, BRIAN :24.27 :27.02	16 BIRMINGHAM, MI	:51.29
105) DELLOSTRITTO, DOUG :24.00 :26.76	17 AUBURN, NY	:50.76	115) HODEL, MIKE :24.58 :26.89	15 WHATCOM, WA	:51.47
106) MCWILLAN, JASON :24.22 :26.55	18 AUBURN, NY	:50.77	116) WINTER, JEFF :23.40 :28.37	17 SOMERSET HILL, NJ	:51.77
107) KNUDSEN, BOB :23.93 :26.89	18 OSHKOSH, WI	:50.82	117) LINDGREN, JOHN :24.39 :27.54	17 PALISADES, CA	:51.93
108) KLEIN, STEVE :23.78 :27.07	17 MINOT, ND	:50.85	118) DEWAL, NICK :24.61 :27.66	16 GREEN BAY, WI	:52.27

EVENT : 7 GIRL'S 200 YARDS MEDLEY RELAY  
NATIONAL RECORD 1:44.52 WILTON FAMILY, CT 1988  
QUALIFYING FOR NATIONALS 1:57.29

\*\*\*\*\*

APRIL 5, 1993 \*\*\*\*\*

PLACE	NAME	YEAR	TEAM	TRIALS	FINAL
<b>CHAMPIONSHIP FINAL</b>					
1)	HOUSTON, TX			1:48.03	1:45.19
1)	BREAUX, ALEGRA	17	:26.72	3) KARNES, STACIE	17 :25.25
2)	MORIARTY, JENNIFER	16	:28.95	4) BURTON, ASHLEY	15 :24.27
2)	UP. MAIN LINE, PA			1:48.88	1:47.62
1)	BEIBLE, MONICA	14	:28.02	3) STRINGSFELLOW, SANDIE	17 :25.71
2)	BUCKLEY, EMILY	18	:29.78	4) ACUFF, ERIKA	14 :24.11
3)	BIRMINGHAM, MI			1:48.24	1:47.85
1)	DEIGHAN, CAROLYN	17	:27.72	3) MCMAHON, MEREDITH	15 :25.55
2)	ERNST, EMILY	12	:31.17	4) MOSHER, ASHLEY	18 :23.41
4)	GRAND RAPIDS, MI			1:49.63	1:48.59
1)	CRISMAN, JENNIFER	13	:26.62	3) FRITSCH, AMY	14 :26.18
2)	BURGRAAF, SARA	13	:31.34	4) VARDIA, KATIE	16 :24.45
5)	MANSFIELD, OH			1:49.94	1:48.63
1)	FOX, JENNIFER	14	:28.09	3) STONE, MELISA	17 :25.88
2)	GERMANN, DEANNA	15	:31.21	4) MINNICH, JAMIE	18 :23.45
6)	LAKE REGION, IL			1:49.64	1:49.00
1)	BURKHARDT, MARISA	14	:28.09	3) KASUBOSKE, ALISON	16 :27.44
2)	KLINE, BRITTANY	15	:29.78	4) HADICK, LEIGH	15 :23.69
7)	SARASOTA, FL			1:49.84	1:50.88
1)	WILHELM, HELENA	12	:28.32	3) SULLIVAN, LAURA	14 :27.64
2)	WALTERS, AMY	16	:30.58	4) BOWMAN, BAMBI	19 :24.34
	M. E. LYONS, OH			1:49.53	DISQUAL
1)	BASSLER, LEIGH	17	:27.83	3) BENDEL, TALOR	16 :25.64
2)	GUSTIN, RACHEL	17	:29.45	4) SCHMIDT, LIBBY	14 DISQUAL
<b>CONSOLATION FINAL</b>					
9)	ROCHESTER, MI			1:50.23	1:48.97
1)	MCRAE, JACQUI	16	:28.14	3) OLSON, KRISTEN	15 :26.31
2)	FALK, MANDI	17	:30.77	4) ALLSHOUSE, JAMIE	16 :23.75
10)	READING, PA			1:50.63	1:49.55
1)	SMARTLEY, DEANNE	14	:28.40	3) BAUSHER, SAMANTHA	16 :26.91
2)	KOWAL, KRISTY	14	:29.87	4) BELLAIRS, ELISSA	17 :24.37
11)	HUNTINGTON, WV			1:50.03	1:50.17
1)	BROWN, STACY	15	:27.78	3) SCHEIRMAN, JO ELLEN	13 :27.99
2)	OLSON, MELISSA	14	:30.81	4) ROBINSON, KIMBERLY	16 :23.59

( CONTINUED ON NEXT PAGE )

EVENT: 7 GIRL'S 200 YARDS MEDLEY RELAY (CONTINUED)

12) ROANOKE, VA				1:50.54		1:50.21					
1) GOFF, SHANNON	18	:27.73	3) ADAMS, BROOKE	17	:26.77						
2) BUCHER, CAROLYN	13	:31.06	4) FELDMAN, LAUREN	14	:24.65						
13) SEVERNA PARK, MD				1:50.77		1:50.25					
1) GRANNELL, NORA	17	:27.24	3) HAYNIE, MISSY	15	:27.20						
2) MUSK, AMY	17	:31.21	4) JONES, CHRISTIE	17	:24.60						
14) WILTON, CT				1:50.44		1:50.50					
1) PETERSON, DANIELLE	16	:28.84	3) SIMPSON, CHARLOTTE	16	:26.44						
2) DUNLEAVEY, AMY	17	:30.88	4) LEWIS, JENN	17	:24.34						
15) WAYNESBORO, VA				1:50.99		1:50.99					
1) FINDOTTI, JENNIFER	15	:28.44	3) WRIGHT, MARTHA	15	:26.94						
2) ROMANAC, COURTNEY	14	:31.03	4) OSWALD, VALERIE	14	:24.58						
NW DUPAGE, IL				1:50.06		DISQUAL					
1) GRANT, MANDY	14	:28.03	3) GRAVES, SARAH	14	:25.96						
2) MAGGIO, SARAH	17	:29.96	4) HODGSON, BECKI	15	DISQUAL						
1) HOUSTON, TX				1:48.03		1:50.63					
1) BREAUX, ALEGRA	17	:26.64	3) KARNES, STACIE	17	:26.11	1) SMARTLEY, DEANNE	14	:29.02	3) BAUSHER, SAMANTHA	16	:26.69
2) MORTARTY, JENNIFE	16	:29.42	4) BURTON, ASHLEY	15	:25.86	2) KOWAL, KRISTY	14	:30.23	4) BELLAIRS, ELISSA	17	:24.69
2) BIRMINGHAM, MI				1:48.24		1:50.77					
1) DEIGHAN, CAROLYN	17	:27.36	3) MCMAHON, MEREDITH	15	:25.75	1) GRANNELL, NORA	17	:27.37	3) HAYNIE, MISSY	15	:27.52
2) ERNST, EMILY	12	:31.36	4) MOSHER, ASHLEY	18	:23.77	2) MUSK, AMY	17	:31.11	4) JONES, CHRISTIE	17	:24.77
3) UP. MAIN LINE, PA				1:48.88		1:50.99					
1) BEIBLE, MONICA	14	:28.30	3) STRINGFELLOW, SAN	17	:26.12	1) FINDOTTI, JENNIFER	15	:28.55	3) WRIGHT, MARTHA	15	:26.84
2) BUCKLEY, EMILY	18	:30.16	4) ACUFF, ERIKA	14	:24.30	2) ROMANAC, COURTNEY	14	:30.96	4) OSWALD, VALERIE	14	:24.64
4) M.E. LYONS, OH				1:49.53		1:51.15					
1) MURPHY, MICHELLE	17	:28.32	3) BERGER, SHANNON	16	:27.29	1) KLING, BECKY	18	:29.03	3) DOHERTY, ERIN	17	:26.94
2) GUSTIN, RACHEL	17	:29.66	4) NEUBACHER, FRANCIS	18	:24.26	2) ROEDERSHEIMER, BE	16	:30.49	4) LINCK, ERIN	15	:24.69
5) GRAND RAPIDS, MI				1:49.63		1:51.24					
1) CRISMAN, JENNIFER	13	:26.67	3) FRITSCH, AMY	14	:27.03	1) MCCARTHY, KERRIN	18	:28.78	3) SESSOMS, MELISSA	16	:26.89
2) BURGGRAF, SARA	13	:31.28	4) VARDA, KATIE	16	:24.65	2) HERRICK, SUSAN	16	:30.85	4) O'REILLY, REBECCA	16	:24.72
6) LAKE REGION, IL				1:49.64		1:51.62					
1) BURKHARDT, DANA	16	:28.05	3) KASUBOSKE, ALISON	16	:27.56	1) RIKER, LINDA	16	:28.46	3) TOLEDO, SUZANNE	16	:25.85
2) KLINE, BRITTANY	15	:30.21	4) HADICK, LEIGH	15	:23.82	2) CAMPBELL, KAREN	15	:32.30	4) STOVER, SARAH	16	:25.01
7) SARASOTA, FL				1:49.84		1:51.63					
1) BURNHAM, MAUREEN	17	:28.43	3) SULLIVAN, LAURA	14	:26.92	1) AMERMAN, BRENDA	17	:28.92	3) BERGLIND, KRISSY	16	:26.63
2) WALTERS, AMY	16	:30.14	4) BOWMAN, BAMBI	19	:24.35	2) BRENNAN, JEAN	18	:31.22	4) LANGENBERG, HEATH	18	:24.86
8) MANSFIELD, OH				1:49.94		1:51.64					
1) FOX, JENNIFER	14	:28.46	3) STONE, MELISA	17	:25.93	1) HACHEY, KRISTINE	18	:28.56	3) KNIPPENBERG, JESS	15	:27.57
2) GERMANN, DEANNA	15	:31.91	4) MINNICH, JAMIE	18	:23.64	2) BARONE, JENNIFER	16	:31.27	4) BONTRAGEN, JANETT	17	:24.24
9) HUNTINGTON, WV				1:50.03		1:51.86					
1) BROWN, STACY	15	:27.95	3) SCHEIRMAN, JO ELL	13	:27.65	1) VOELKER, EMILY	15	:28.61	3) GOLDEN, SARAH	17	:27.16
2) OLSON, MELISSA	14	:31.06	4) ROBINSON, KIMBERL	16	:23.37	2) GRANT, ERIKA	18	:31.04	4) DELUCIA, ALLYSON	16	:25.05
10) NW DUPAGE, IL				1:50.06		1:51.93					
1) GRANT, MANDY	14	:29.02	3) GRAVES, SARAH	14	:26.69	1) BENKO, LINDSAY	16	:27.73	3) TURNER, ADRIENNE	15	:26.84
2) MAGGIO, SARAH	17	:30.23	4) HODGSON, BECKI	15	:24.12	2) TOPOLSKI, MAGGIE	15	:32.00	4) GEYER, TISHA	15	:25.36
11) ROCHESTER, MI				1:50.23		1:51.95					
1) MCRAE, JACQUI	16	:28.41	3) OLSON, KRISTEN	15	:26.28	1) GRACE, KELLY	15	:29.21	3) WECKER, MEREDITH	15	:27.06
2) BIDOCZKA, TANYA	17	:31.74	4) ALLSHOUSE, JAMIE	16	:23.80	2) ANDERSON, ERIN	14	:31.61	4) SHEPARD, LAURA	15	:24.07
12) WILTON, CT				1:50.44		1:52.15					
1) PETERSON, DANIELL	16	:28.87	3) SIMPSON, CHARLOTT	16	:26.25	1) HAWLEY, LESLEY	17	:28.53	3) HOSKINS, HILARY	16	:26.43
2) DUNLEAVEY, AMY	17	:31.11	4) LEWIS, JENN	17	:24.21	2) ZIRKEL, LESLIE	17	:32.38	4) CHEEK, JENNY	15	:24.81
13) ROANOKE, VA				1:50.54		1:52.19					
1) GOFF, SHANNON	18	:27.51	3) ADAMS, BROOKE	17	:27.11	1) HARTSOCK, JILL	16	:29.16	3) HARTSOCK, JENNIFE	16	:27.67
2) BUCHER, CAROLYN	13	:31.23	4) FELDMAN, LAUREN	14	:24.69	2) GRAHAM, JULIE	16	:30.90	4) DOHERTY, KEATHER	16	:24.46

( CONTINUED ON NEXT PAGE )



EVENT: 7 GIRL'S 200 YARDS MEDLEY RELAY		(CONTINUED)	
26) BLOOMSBURG, PA	1:52.19	45) HARRISBURG E, PA	1:54.62
1) WILLIAMS, STEFANI 13	:28.17	3) LUSCHAS, MARY 13	:27.25
2) RANCK, KELLY 15	:31.46	4) GARDNER, KATIE 13	:25.31
28) SALEM COUNTY, NJ	1:52.73	46) BOYERTOWN, PA	1:54.82
1) PIETRANTONIO, JOA 16	:30.17	3) PIETRANTONIO, SAM 17	:27.22
2) SUTTON, ADRIENNE 14	:30.21	4) RUBIO, VERONICA 16	:25.13
29) SPRINGFIELD, OH	1:52.94	47) BELLEVUE, WA	1:55.11
1) SCHOLL, COURTNEY 15	:28.55	3) NICKELS, JENNY 14	:28.11
2) PARSONS, ANNE 14	:30.69	4) TEUSINK, ALLYSON 15	:25.59
30) RED BANK, NJ	1:52.95	48) WARREN, PA	1:55.30
1) BALLO, LINDA 16	:27.97	3) O'BOYLE, COLLEEN 17	:27.92
2) CHIN, JULIET 16	:32.06	4) STUEHMEIER, KATRI 17	:25.00
31) RIDGEWOOD, NJ	1:53.09	49) FAIRFIELD, OH	1:55.36
1) PELUSE, ANGIE 14	:28.85	3) DONOHUE, KRISTIN 15	:27.69
2) FRIEND, JENNIFER 18	:32.21	4) BENNETT, BROOKE 14	:24.34
32) ANN ARBOR, MI	1:53.11	50) FAIRFIELD, CT	1:55.40
1) WILKINSON, HOLLY 16	:29.12	3) FLEWELLING, RHIAN 14	:26.81
2) SMITH, ERIKA 17	:32.20	4) HAWES, ELIZABETH 17	:24.98
33) FLINT, MI	1:53.32	51) GLENDALE, CA	1:55.42
1) SMITH, JACYNDA 13	:29.63	3) FUHS, KRISTEN 14	:27.78
2) SALENSKI, SARAH 16	:30.40	4) REDUMSKI, JENNIFE 14	:25.51
34) FRANKLIN, PA	1:53.41	52) PARKERSBURG, WV	1:55.58
1) BENNETT, KELLY 17	:29.30	3) SHEFCHUNAS, CHRIS 18	:26.48
2) WEBER, JILL 17	:32.79	4) WILKINSON, JILL 13	:24.84
35) KETTERING, OH	1:53.60	53) BOISE, ID	1:55.75
1) KSIEZOPOLSKI, JUL 16	:29.52	3) ECK, LISA 18	:28.31
2) WARNER, ERIN 16	:30.04	4) JONES, KENDALL 18	:25.73
36) SPARTANBURG, SC	1:53.64	54) DEN. CHESTER, PA	1:56.02
1) MAGUIRE, BETH 17	:29.23	3) SUPPINGER, AMY 16	:27.23
2) STRETCHER, SUSAN 17	:32.52	4) HENSON, WENDY 16	:24.66
37) MORRIS CENTER, NJ	1:53.77	55) WEST SIDE, NY	1:56.24
1) BOHM, TASHY 14	:28.07	3) MADSEN, RIKKE 19	:28.11
2) AMBUHL, AMY 15	:31.98	4) KEARNS, PATRICIA 18	:25.61
38) MCKINLEY, IL	1:53.86	56) GOLDSBORO, NC	1:56.28
1) BLOCK, ERIN 17	:30.36	3) REED, JANIE 15	:26.77
2) STEPHENS, SARAH 16	:31.39	4) GEBAUER, MEGHAN 17	:25.34
39) FLUSHING, NY	1:54.02	57) TRI-CITY, KY	1:56.38
1) SCHADY, DEBBIE 15	:29.43	3) PASION, MARIE JO 17	:27.28
2) MADONIA, CLAIRE 14	:31.90	4) ASHTON, COLLEEN 16	:25.41
40) WESTFIELD, NJ	1:54.06	58) BRANDYWINE, PA	1:56.48
1) RESTIVO, DONNA 16	:29.25	3) TEITLBAUM, ANNE 16	:27.73
2) OLDEN, LISA 16	:32.00	4) FERALDO, CAROLINE 15	:25.08
41) BLUE ASH, OH	1:54.19	59) BEVERLY, MA	1:56.53
1) ECKSTIEN, MEGHAN 16	:30.03	3) MUSSMAN, LEE 13	:28.17
2) TOTH, STEPHANIE 15	:31.39	4) EARHART, NICOLE 15	:24.60
42) LYNCHBURG, VA	1:54.30	60) LAKELAND HILL, NJ	1:56.71
1) CHIPLEY, CARY 14	:28.75	3) COLLINS, IRENE 15	:27.59
2) WINN, CHRISTY 17	:32.56	4) VON GESEN, HEATHE 16	:25.40
43) STATE COLLEGE, PA	1:54.35	61) BEAVERCREEK, OH	1:57.17
1) KULKA, TASHA 15	:29.49	3) WERNER, DEBBY 17	:28.42
2) SENIOR, MEGAN 14	:31.34	4) WERNER, SHARON 15	:25.10
44) PHOENIXVILLE, PA	1:54.55	62) LIMA, OH	1:57.25
1) COX, JULIE 16	:29.38	3) SANTORO, LAURIE 17	:27.31
2) STOFFER, MANDI 14	:32.64	4) PAULSEN, JULIE 15	:25.22
		1) HACK, ANGELA 15	:29.70
		2) GIPE, AIMEE 14	:32.68
		3) FRASER, ALI 14	:27.81
		4) BRELSFORD, EMILY 16	:24.43
		1) RICKERT, REGAN 18	:29.02
		2) GILBERT, KRISTEN 18	:32.07
		3) KORENDA, JILL 17	:28.00
		4) PIETROWSKI, NATALIS	:25.73
		1) HAIR, MARGO 12	:30.72
		2) PALMER, AMY 17	:31.83
		3) JACKSON, JENNY 16	:27.53
		4) RAISIO, KATIE 16	:25.03
		1) JABLONOWSKI, BETH 14	:30.72
		2) SORENSEN, BRYNNE 14	:33.46
		3) JABLONOWSKI, ANN 17	:26.62
		4) HANDKAMMER, KRIST 16	:24.50
		1) SCHINAMAN, KELLY 17	:30.42
		2) ECKERT, JENNY 18	:30.82
		3) BARRY, LARISSA 13	:28.32
		4) WETZEL, MIKALA 13	:25.80
		1) MYERS, JEN 16	:28.71
		2) BROPHY, CORINNE 15	:32.64
		3) TIPPETT, KATIE 15	:27.84
		4) WIEGMAN, SARA 16	:26.21
		1) ABBEY, JENNIFER 14	:29.50
		2) MILLER, CORI 18	:31.50
		3) JONES, MEGAN 13	:29.38
		4) BALLARD, GRETCHEN 14	:25.04
		1) LINN, CRYSTAL 14	:29.20
		2) GILSON, TARA 15	:34.98
		3) SCHMIDT, VICKI 14	:27.89
		4) TARASUK, HILARY 17	:23.51
		1) COYLE, JUDY 15	:30.41
		2) WILLIAMS, MEGAN 15	:32.89
		3) WILLIAMS, DANIKA 18	:27.57
		4) WILLIAMS, KELSEY 15	:24.88
		1) CROMBIE, AIMEE 16	:29.94
		2) SULLIVAN, BEVIN 15	:33.09
		3) COLLENS, LAURA 16	:27.83
		4) CROMBIE, KARA 18	:25.16
		1) TRINIDAD, LENINA 17	:29.55
		2) HARRIS, DARLAN 14	:33.03
		3) TRINIDAD, LIESELL 15	:26.51
		4) SALTARES, ELIZABE 13	:27.15
		1) BARNES, VICTORIA 13	:29.48
		2) BUTLER, HOLLIE 14	:33.26
		3) TRIBOU, PAIGE 14	:28.11
		4) TRIBOU, MEGAN 14	:25.43
		1) MCKINLEY, BETH 14	:30.82
		2) O'GORMAN, ERIN 17	:32.16
		3) WORLAND, ALICE 15	:27.74
		4) LENEN, JESSICA 16	:25.66
		1) BROWN, KAREN 17	:29.52
		2) FRASCHILLA, LINDS 13	:31.49
		3) CURRAN, KELLY 16	:28.80
		4) STAPLETON, JENNIE 13	:26.67
		1) EATON, SHELLEY 13	:30.04
		2) KOSTOPOULOS, ALEX 13	:31.72
		3) CRAIGEN, LAURIE 15	:28.69
		4) PIZZELLO, ELIZABE 13	:26.08
		1) SULLIVAN, ALLYSON 14	:28.83
		2) BROWNING, JESSICA 16	:34.14
		3) BECK, LEANNE 17	:27.98
		4) WOYNEROWSKI, CARR 13	:25.76
		1) BREEN, MARNIE 18	:27.93
		2) MCLAUGHLIN, LAURA 14	:34.40
		3) STAUTBERG, BECCA 18	:29.10
		4) KEELER, CHRISTINE 14	:25.74
		1) MELCH, ANGELA 16	:29.92
		2) CRATES, JILL 14	:33.28
		3) CHENEY, ANDREA 12	:28.69
		4) SALINAS, KELLY 14	:25.36

( CONTINUED ON NEXT PAGE )

EVENT: 7 GIRL'S 200 YARDS MEDLEY RELAY (CONTINUED)

63) CORTLAND, NY		1:57.33	74) MACOMB, MI		1:58.51
1) DOUGLAS, MARISA 14	:30.21	3) GULEY, ALLISON 15	:28.54	1) KWIATEK, EVA 13	:30.92
2) SMITH, DANIELLE 17	:33.05	4) SPAULDING, SARAH 16	:25.53	2) KWIATEK, MARTA 15	:34.43
64) BURLINGTON, NJ		1:57.49	75) KANKAKEE, IL		1:58.68
1) GUYON, HEATHER 17	:31.00	3) PHILLIPS, JEN 17	:28.33	1) PRESLEY, ABIGAIL 13	:30.21
2) MAHER, JEN 13	:33.07	4) DOERT, KIRSTEN 14	:25.09	2) D'DONNELL, HEATHE 14	:33.79
65) SAN PEDRO, CA		1:57.58	76) UP. PENINSULA, MI		1:58.98
1) MABABA, IRENE 15	:30.44	3) BEST, KARIN 17	:27.96	1) DURANT, TAMMY 17	:30.90
2) RICHARDS, RACHEL 15	:33.34	4) HAJDULZEK, BARBARA 16	:25.84	2) LAUGHNA, JENNY 16	:32.20
66) GLOUCESTER, NJ		1:57.78	77) NASHUA, NH		1:59.04
1) ALDRIDGE, KELLY 14	:30.91	3) HIPPLE, EMILY 16	:29.60	1) SULLIVAN, PAULA 15	:29.54
2) LANCASTER, JULIET 17	:31.50	4) VEIT, CRISTIN 17	:25.77	2) SULLIVAN, JANINE 18	:34.31
67) LINCOLN TRAIL, IL		1:57.79	78) NORTH CANTON, OH		2:00.30
1) TRIPP, CHRISTINA 17	:31.54	3) UPDEGRAFF, BETH 17	:28.59	1) HENDRICKSON, KRIS 16	:31.62
2) GENDLER, WENDY 16	:31.41	4) ROBINSON, LETA 17	:26.25	2) BLAKEMORE, JESSIC 17	:31.76
68) BRANDYWINE, DE		1:57.87	AURORA, IL		DISQUAL
1) HOLLAND, CATHY 14	:31.04	3) VEENEMA, JULIA 16	:27.86	1)	
2) HOLLAND, CHRISSEY 12	:33.04	4) MARRS, WENDY 18	:25.93	2)	DISQUAL
69) BATH, ME		1:57.90	GREEN BAY, WI		DISQUAL
1) MUCCINO, MICHELLE 17	:30.07	3) RUSSELL, HILLARY 16	:28.02	1) PETRAS, JULIANE 18	
2) HOLT, SARAH 15	:34.56	4) ANGLIM, GUERIN 15	:25.25	2) EWALD, MELISSA 17	
70) UPPER BUCKS, PA		1:58.07	ST CLOUD, MN		DISQUAL
1) DODSON, LARISSA 15	:29.33	3) TUCKER, GRETCHEN 15	:28.49	1)	
2) HARTZELL, CARRIE 15	:34.90	4) CARMEN, VIRGINIA 15	:25.35	2)	DISQUAL
71) UP. MONTGOMERY, MD		1:58.27	OAK PARK, IL		DISQUAL
1) YEH, LINDA 13	:29.79	3) HARGRAVE, JENNIFE 17	:30.04	1) WENDT, KATE 18	
2) SANTILLA, GAYLENE 15	:32.42	4) WASSNER, LAUREL 17	:26.02	2) KELLEY, ERIN 15	
72) OLD TOWN, ME		1:58.41	BAR HARBOR, ME		DISQUAL
1) SMITH, SHANNON 16	:29.80	3) SMITH, TRINA 16	:28.96	1)	
2) MARKIDES, VASIA 14	:33.82	4) GOOSDE, DEBBIE 15	:25.83	2)	DISQUAL
73) DARIEN, CT		1:58.49	SOMERSET HILL, NJ		DISQUAL
1) HAWES, DANIELLE 16	:30.39	3) PSAKI, JENNIFER 14	:29.87	1) BROOKS, ERIN 17	
2) GRIFFIS, MEGAN 13	:33.04	4) GRAHAM, LESLIE 17	:25.19	2) LEEHIVE, KARA 14	
				3) RYAN, KATIE 17	
				4) STEINMAN, ROBIN 17	DISQUAL

EVENT: 8 BOY'S 200 YARDS MEDLEY RELAY  
 NATIONAL RECORD 1:33.23 COLLIER CTY., FL 1988  
 QUALIFYING FOR NATIONALS 1:44.39

\*\*\*\*\*

APRIL 5, 1993 \*\*\*\*\*

PLACE	NAME	YEAR	TEAM	TRIALS	FINAL
CHAMPIONSHIP FINAL					
1)	M. E. LYONS, OH			1:34.99	1:34.15
1)	STARR, GREG	18	:25.19	3) WALES, DOD	16 :22.02
2)	DRUSD, JASON	18	:26.03	4) SCHEER, KARL	18 :20.91
2)	HARRISBURG E, PA			1:35.40	1:34.60
1)	KLINEFELTER, SETH	16	:25.10	3) BILLET, CHRIS	19 :22.96
2)	LINN, JEREMY	17	:25.23	4) SELGAS, TIM	18 :21.31
3)	NAPERVILLE, IL			1:37.54	1:36.29
1)	SUZZI, ANTHONY	17	:24.36	3) CLAUS, RYAN	17 :22.62
2)	MURPHY, BRIAN	17	:27.48	4) KOZLOWSKI, MARK	18 :21.83
4)	LAKELAND HILL, NJ			1:36.26	1:36.44
1)	ELKO, BRIAN	14	:25.15	3) COHEN, BRIAN	16 :23.31
2)	BOARDMAN, DAVID	16	:26.25	4) RUSSELL, DAN	14 :21.73
5)	BIRMINGHAM, MI			1:37.02	1:36.62
1)	PAWLICK, ADAM	16	:25.18	3) ZELLEN, DAVID	17 :23.56
2)	TENNYSON, CHRIS	15	:27.04	4) HANSZ, STEVE	17 :20.84

( CONTINUED ON NEXT PAGE )

EVENT: 8 BOY'S 200 YARDS MEDLEY RELAY (CONTINUED)

6) HOUSTON, TX		1:37.29		1:36.77	
1) KASCHIK, NICHOLAS	14 :25.18	3) ARCHER, CHRIS	15 :23.23		
2) RODHOLM, DAVID	17 :27.01	4) REYNOLDS, MICHAEL	18 :21.35		
7) SOMERSET HILL, NJ		1:37.57		1:38.36	
1) PFARRER, BRIAN	18 :24.58	3) GALLER, MARK	17 :23.85		
2) HASSETT, ROBERT	17 :27.88	4) MULVEY, BRENDAN	15 :22.05		
AURORA, IL		1:36.78		DISQUAL	
1) NELSON, DAVE	18 :25.22	3) COCHRAN, DAMON	17 :23.00		
2) SCHULTZ, JOSH	17 :26.35	4) LARKIN, BRIAN	17 DISQUAL		
CONSOLATION FINAL					
9) ROCHESTER, MI		1:37.58		1:36.68	
1) OLSON, PJ	17 :24.70	3) REINKE, STEVE	16 :23.43		
2) RIGBERT, ANDREW	15 :27.09	4) EHLEN, KEN	18 :21.46		
10) WILTON, CT		1:37.96		1:36.82	
1) KACENGA, MATT	17 :25.59	3) DAVEY, MATT	18 :23.95		
2) DAVIS, TOM	16 :26.61	4) STACEY, GREG	16 :20.67		
11) FLUSHING, NY		1:38.52		1:36.92	
1) BARTZ, MICHAEL	15 :24.77	3) RUBINO, FRANK	17 :23.37		
2) MONTGOMERY, JONAH	17 :26.72	4) STRAUSS, PETER	15 :22.06		
12) MCKINLEY, IL		1:37.73		1:37.52	
1) ELDER, PAT	18 :25.08	3) DUNN, DAVID	17 :23.64		
2) RODGERS, ELLIOTT	17 :26.54	4) O'DONNELL, ERICH	16 :21.46		
13) SARASOTA, FL		1:38.50		1:37.56	
1) CHAMPNEY, TIM	15 :24.50	3) ESPOSITO, JASON	18 :23.58		
2) DEERING, TODD	16 :27.14	4) BRUENNING, JOHN	17 :22.34		
14) UP. MAIN LINE, PA		1:38.06		1:38.00	
1) DONNELLY, SCOTT	18 :25.30	3) GRAVES, JEFF	17 :23.29		
2) CLARK, GRANT	14 :28.02	4) FURLONG, MIKE	16 :21.39		
15) ROANOKE, VA		1:38.29		1:38.59	
1) FELDMAN, DAVID	17 :25.27	3) MARSH, BRIAN	15 :24.28		
2) MCLEOD, MATHEW	15 :27.64	4) SUSIL, ROBERT	18 :21.40		
16) RALEIGH, NC		1:38.17		1:38.92	
1) CROWDER, JASON	18 :25.01	3) HUDSON, SCOTT	16 :24.03		
2) WRIGHT, GRAHAM	17 :28.41	4) LEISER, GRAEME	16 :21.47		
1) M. E. LYONS, OH					
1) STARR, GREG	18 :25.23	3) WALES, DOD	16 :22.32	8) SOMERSET HILL, NJ	1:37.57
2) DRUSD, JASON	18 :26.47	4) SCHEER, KARL	18 :20.97	1) PFARRER, BRIAN	18 :24.37
2) HARRISBURG E, PA					
1) KLNEFELTER, SETH	16 :25.45	3) BILLETT, CHRIS	19 :23.11	3) GALLER, MARK	17 :23.40
2) LINN, JEREMY	17 :25.37	4) SELGAS, TIM	18 :21.47	2) HASSETT, ROBERT	17 :27.64
3) ROCHESTER, MI					
1) OLSON, PJ	17 :24.83	3) REINKE, STEVE	16 :23.63	4) WINTER, JEFF	17 :22.16
2) ROMAN, ERIC	16 :27.45	4) EHLEN, KEN	18 :21.67		
3) LAKELAND HILL, NJ		1:36.26		10) MCKINLEY, IL	
1) ELKO, BRIAN	14 :25.12	3) COHEN, BRIAN	16 :23.42	1) ELDER, PAT	18 :25.65
2) BOARDMAN, DAVID	16 :26.17	4) RUSSELL, DAN	14 :21.55	2) RODGERS, ELLIOTT	17 :26.48
4) AURORA, IL		1:36.78		11) WILTON, CT	
1) NELSON, DAVE	18 :25.62	3) COCHRAN, DAMON	17 :23.01	1) KACENGA, MATT	17 :26.36
2) SCHULTZ, JOSH	17 :26.78	4) LARKIN, BRIAN	17 :21.37	2) DAVIS, TOM	16 :27.06
5) BIRMINGHAM, MI		1:37.02		12) UP. MAIN LINE, PA	
1) PAWLICK, ADAM	16 :25.28	3) ZELLEN, DAVID	17 :23.48	1) DONNELLY, SCOTT	18 :25.43
2) TENNYSON, CHRIS	15 :27.24	4) HANSZ, STEVE	17 :21.02	2) CLARK, GRANT	14 :27.87
3) GRAVES, JEFF					
4) FURLONG, MIKE					
16 :21.45					
6) HOUSTON, TX		1:37.29		13) RALEIGH, NC	
1) KASCHIK, NICHOLAS	14 :24.83	3) ARCHER, CHRIS	15 :23.44	1) CROWDER, JASON	18 :24.63
2) RODHOLM, DAVID	17 :27.17	4) REYNOLDS, MICHAEL	18 :21.85	2) WRIGHT, GRAHAM	17 :28.49
3) HUDSON, SCOTT					
16 :23.67					
4) LEISER, GRAEME					
16 :21.38					
7) NAPERVILLE, IL		1:37.54		14) ROANOKE, VA	
1) SUZZI, ANTHONY	17 :24.98	3) CLAU, RYAN	17 :23.08	1) FELDMAN, DAVID	17 :24.97
2) MURPHY, BRIAN	17 :27.59	4) KOZLOWSKI, MARK	18 :21.89	2) MCLEOD, MATHEW	15 :27.32
3) MARSH, BRIAN					
15 :24.17					
4) SUSIL, ROBERT					
18 :21.83					

( CONTINUED ON NEXT PAGE )

EVENT:	8	BOY'S	200	YARDS	MEDLEY RELAY	(CONTINUED)
15)	SARASOTA, FL				1:38.50	33) CHESHIRE, CT 1:41.12
1)	CHAMPNEY, TIM	15	:25.57	3)	ESPOSITO, JASON 18	:23.71 1) VOELKER, RAY 18 :25.35 3) BURNS, ERIC 18 :25.34
2)	DEERING, TODD	16	:26.71	4)	COURY, KHALED 15	:22.51 2) MCGAVRAN, DAVE 17 :28.78 4) HUESTON, KERRY 17 :21.65
16)	FLUSHING, NY				1:38.52	34) FARGO, ND 1:41.20
1)	BARTZ, MICHAEL	15	:25.25	3)	RUBINO, FRANK 17	:23.79 1) PARSON, PAUL 17 :26.98 3) JILEK, DAVID 17 :24.48
2)	MONTGOMERY, JONAH	17	:27.23	4)	STRAUSS, PETER 15	:22.25 2) SAUVEGEAU, SETH 16 :27.84 4) SCHINDLER, JAY 16 :21.90
17)	WAYNESBORO, VA				1:38.75	35) FAIRFIELD, CT 1:41.45
1)	THOMSON, MATTHEW	17	:24.53	3)	DARIN, MIKE 15	:24.52 1) BAUDER, DAN 17 :24.90 3) BROPHY, CHRIS 18 :23.11
2)	WOODWORTH, TOM	18	:26.96	4)	MULDER, LUI 16	:22.74 2) MAHER, MIKE 13 :30.87 4) CULLINAN, KEVIN 15 :22.57
18)	AUBURN, NY				1:39.16	35) GRAND RAPIDS, MI 1:41.45
1)	DELFAVERO, NIK	17	:25.17	3)	DELLOSTRITTO, DOU 17	:23.92 1) MUSIALCZYK, MARTI 17 :27.00 3) BOYCE, ANDREW 15 :23.48
2)	LIDDARD, JASON	17	:27.88	4)	MCMILLAN, JASON 18	:22.19 2) DOOLEY, MICHAEL 17 :28.58 4) FLIKKEMA, BRAD 14 :22.39
19)	READING, PA				1:39.31	37) UP. MONTGOMERY, MD 1:41.63
1)	EISENHOFER, JUST	16	:25.73	3)	HOUCK, TOM 17	:25.12 1) DOUGLAS, CARLOS 16 :26.83 3) WHITE, KELLY 16 :24.07
2)	TROY, SCOTT	17	:26.14	4)	HALL, RANDY 16	:22.32 2) GOWETSKI, DAN 14 :28.19 4) GOLDSTEIN, ERIC 14 :22.54
20)	LYNCHBURG, VA				1:39.32	38) SPARTANBURG, SC 1:41.85
1)	SMITH, CLYDE	16	:26.08	3)	INGE, ALEX 17	:23.67 1) SAWYER, WESLEY 15 :26.20 3) MORROW, WESLEY 15 :24.58
2)	KING, GREG	19	:27.43	4)	BIRD, DEREK 18	:22.14 2) GRIFFIN, JAY 18 :28.35 4) VAUGHAN, JOEL 16 :22.72
21)	KETTERING, OH				1:39.39	39) HUNTINGTON, NY 1:42.35
1)	BORCHERS, JOHN	16	:26.40	3)	HOGUE, SAMUEL 16	:24.30 1) CHEN, JEFFREY 16 :26.58 3) HARVEY, BILL 17 :26.26
2)	HOUSTON, MARK	16	:26.51	4)	HOU, MATT 15	:22.18 2) CAMPEA, SCOTT 18 :26.96 4) HOLLMEG, TOM 18 :22.55
22)	WINSTON-SALEM, NC				1:39.57	40) COUNTRYSIDE, OH 1:42.62
1)	COLLETTE, JAY	15	:26.73	3)	BLACK, ALEX 18	:23.70 1) HILGENFELD, BRAD 16 :27.60 3) DAVIS, JASON 18 :23.77
2)	ALBRIGHT, MIKE	17	:27.52	4)	TRIBBLE, BRIAN 18	:21.62 2) ABELL, PATRICK 17 :28.47 4) MULSHINE, DAVID 16 :22.78
23)	RED BANK, NJ				1:39.89	41) NEW CANAAN, CT 1:42.69
1)	WILKENS, TOM	17	:25.33	3)	FLORIO, PAUL 17	:24.70 1) MISHKIN, JON 17 :26.66 3) FULLILOVE, ADAM 16 :23.17
2)	MCHUGH, KEVIN	17	:27.46	4)	KELLY, ROBERT 18	:22.40 2) CROSBY, CHANDLER 15 :29.98 4) FORTMAN, JEFF 16 :22.88
24)	BEAVERCREEK, OH				1:39.99	41) ANN ARBOR, MI 1:42.69
1)	TANT, JAY	15	:24.38	3)	HOMAN, MATT 17	:24.19 1) FISCHER, MATT 16 :27.67 3) KORSEDAL, BRIAN 16 :24.17
2)	KEIM, JOHN	18	:28.83	4)	ROBERTSON, MARK 15	:22.59 2) KIM, MICHAEL 16 :29.00 4) McVITTIE, MATTHEW 16 :21.85
25)	BLOOMSBURG, PA				1:40.00	43) SAN PEDRO, CA 1:42.92
1)	ZENYUH, JAMES	16	:24.86	3)	COLE, MATT 17	:23.85 1) IGNACIO, PHILLIP 14 :27.29 3) WITHEY, JESS 18 :24.41
2)	KLEIN, STEVE	17	:28.53	4)	MANOFSKY, BRIAN 17	:22.76 2) IGNACIO, PATRICK 15 :28.43 4) SCHWENDINGER, GREG 15 :22.79
26)	SPRINGFIELD, OH				1:40.21	44) PULASKI, VA 1:42.94
1)	BELL, JEFF	16	:24.69	3)	KAMINSKI, JOCHEN 18	:24.31 1) HUGHSTON, WHIT 15 :27.37 3) JENNINGS, RICKIE 15 :25.35
2)	CREMEANS, TRAVIS	17	:29.30	4)	BURCHAM, BROCK 15	:21.91 2) DUNAWAY, SCOTT 17 :28.50 4) MANNING, BRIAN 17 :21.72
27)	G. NIPPERT, OH				1:40.35	45) N. MIDDLESEX, CT 1:42.99
1)	MELILLO, BEN	17	:26.41	3)	DRYER, IKE 17	:23.23 1) KORITKOSKI, DAVE 15 :26.49 3) KORITKOSKI, JOHN 17 :24.35
2)	DEW, ROB	17	:28.56	4)	SMITH, MATT 17	:22.15 2) SIDOTI, MIKE 15 :29.94 4) CREIGHTON, WILL 17 :22.21
28)	KALAMAZOO, MI				1:40.42	46) GLENDALE, CA 1:43.17
1)	ROBBINS, BRETT	16	:26.20	3)	ROBERTS, MARK 15	:23.46 1) AKOPYAN, RAYMOND 18 :27.29 3) STEWART, CHRIS 15 :25.18
2)	GLISTA, STEVE	16	:28.91	4)	TAYLOR, JAMIE 17	:21.85 2) ZUZUA, REUBEN 17 :28.87 4) BRENDE, DAVID 16 :21.83
29)	ASHLAND, OH				1:40.49	47) RIDGEWOOD, NJ 1:43.21
1)	HENIKMAN, ROB	15	:27.55	3)	JOHNSON, JOE 18	:23.85 1) FISCHER, MICHAEL 17 :27.29 3) POGGI, PAUL 15 :24.84
2)	GRAY, RYAN	19	:27.36	4)	SILBY, STEVE 18	:21.73 2) GEDZELMAN, EVAN 16 :29.10 4) STOVEKEN, ERIC 18 :21.98
30)	FAIRFIELD, OH				1:40.68	48) WILMINGTON, NC 1:43.33
1)	GUIBORD, BRIAN	17	:25.44	3)	ANSUS, STEVE 17	:24.02 1) RICHARDS, LEE 17 :25.37 3) MASON, DAVE 17 :24.92
2)	PACKER, CHAD	18	:29.24	4)	INFANTINO, MATT 17	:21.98 2) WALTON, THOMAS 15 :31.03 4) ALLEN, MATTHEW 16 :22.01
31)	WESTFIELD, NJ				1:40.93	49) MANSFIELD, OH 1:43.50
1)	KENDALL, TODD	16	:25.88	3)	POLLACK, TED 16	:23.82 1) PALENSHUS, DIRK 17 :27.94 3) PARSONS, BRYAN 16 :24.24
2)	SMITH, TIM	17	:28.36	4)	ULRICH, PAUL 17	:22.87 2) SWARNER, SEAN 18 :29.18 4) PARSONS, STEVE 19 :22.14
32)	BURLINGTON, NJ				1:41.07	50) SOMERSET V, NJ 1:43.58
1)	SHELDEN, JOHN	18	:25.87	3)	PETROSKI, MAT 17	:24.46 1) UKEN, DON 17 :27.10 3) RUZAK, MITCHELL 18 :25.29
2)	QUINN, GAVIN	15	:28.73	4)	BRAUN, JASON 18	:22.01 2) SHERMAN, SCOTT 18 :28.40 4) KLEIN, CHRIS 15 :22.79

( CONTINUED ON NEXT PAGE )

## EVENT: 8 BOY'S 200 YARDS MEDLEY RELAY

(CONTINUED)

51) OLD COLONY, MA			1:43.62	61) VINELAND, NJ			1:45.81				
1) MENARD, ERIC	17	:28.12	3) BARNES, CHARLES	16	:23.30	1) SLOAN, BRIAN	16	:26.34	3) PUSTIZZI, CHRIS	17	:25.50
2) NOONAN, SEAN	17	:28.96	4) CURTIS, JAMES	17	:23.24	2) DEPALMA, MARK	16	:30.93	4) COBB, JEFFREY	16	:23.04
52) EAU CLAIRE, WI			1:43.67	62) SEVERNA PARK, MD			1:46.05				
1) LORENTZ, CHAD	18	:27.75	3) MILNE, BILL	17	:24.52	1) BAUER, ANDY	18	:27.69	3) SCHEIER, CHRIS	16	:25.21
2) LOTHE, KRAIG	17	:28.99	4) GABLER, PETER	14	:22.41	2) TIGNOR, PAUL	13	:29.18	4) TURNEY, ADAM	17	:23.97
52) FRANKLIN, PA			1:43.67	63) YOUNGSTOWN, OH			1:46.15				
1) LIVEZEY, DARREN	14	:26.92	3) CHALOT, BEN	16	:24.80	1) MCATT, GREG	15	:27.61	3) CYWINSKI, JOSH	17	:25.76
2) FINDLAN, ANDY	18	:28.81	4) FERRANG, STEPHEN	15	:23.14	2) PORTO, MARVEL	17	:29.84	4) LAYDA, BLAKE	16	:22.94
54) ST CHARLES, MD			1:43.82	64) CONCORD, NH			1:46.35				
1) BUXTON, DAVID	17	:27.03	3) IWASZKOWLER, JON	17	:25.08	1) LUCEY, BRIAN	15	:26.98	3) ANDERSON, RONALD	16	:25.80
2) KNAPP, BRYAN	12	:29.48	4) HERMAN, NEAL	15	:22.23	2) PETERSON, CHRIS	16	:30.90	4) JONES, DAVID	15	:22.67
55) ASHTABULA, OH			1:43.88	65) BATH, ME			1:47.59				
1) THORNTON, MATT	15	:28.37	3) HUTCHINS, MIKE	18	:24.85	1) CHURINS, JON	18	:27.62	3) MAIER, ERIK	16	:26.25
2) BRANT, TREVOR	15	:28.60	4) HAWES, MIKE	18	:22.06	2) SEARLESS, DAVID	15	:29.43	4) DRAUT, JASON	16	:24.29
56) NORTH CANTON, OH			1:43.99	66) GLOUCESTER, NJ			1:48.82				
1) MCCANN, TIM	15	:26.71	3) BURKY, RYAN	17	:25.96	1) MCKEEVER, BRIAN	16	:28.26	3) BURROUGH, ROB	16	:25.85
2) JOHNSON, MATT	15	:28.35	4) STAMATES, JOHN	16	:22.97	2) WEISSER, WESLEY	16	:30.69	4) SIBERT, JEREMY	18	:24.02
57) CHAMBERSBURG, PA			1:44.07	67) BAY CITY, MI			1:48.87				
1) HOSTETLER, BRIAN	14	:27.09	3) LUDWIG, BRYAN	16	:25.32	1) BOHNERT, KURT	16	:27.63	3) WILLIAMS, JOSH	12	:26.32
2) PELOW, COREY	17	:29.01	4) LYONS, CHRIS	15	:22.65	2) CARTMILL, RYAN	14	:31.88	4) GARRISON, MATT	15	:23.04
58) SCHROEDER, WI			1:44.21	68) OLD TOWN, ME			1:50.80				
1) CROW, TRAVIS	13	:29.43	3) HOWELL, STEELE	16	:24.53	1) PETERSON, KEVIN	13	:30.19	3) SHIRLAND, JEFF	18	:27.43
2) LEE, KRISTIAN	14	:27.63	4) SARGET, JEFF	15	:22.62	2) MARKIDES, CONSTANCE	16	:28.86	4) CRAIG, BEN	17	:24.32
59) ELGIN, IL			1:44.56	GREEN BAY, WI			DISQUAL				
1) NOBACK, CHARLES	17	:27.27	3) CULVER, BEN	16	:25.79	1) WEINHOLD, MARK	18	:26.09	3) CLASSON, DAVE	16	:24.73
2) SCHMIDT, MIKE	16	:29.10	4) JONES, KEVIN	18	:22.40	2) MORTENSEN, JASON	17	:29.88	4) DEWAAL, NICK	16	DISQUAL
60) SHEBOYGAN, WI			1:45.16	CAPE ANN, MA			DISQUAL				
1) RASMUSON, ERIK	16	:29.31	3) REGAN, MATT	16	:24.80	1)	:26.33	3)	:24.51		
2) STEPHAN, ERIC	15	:28.19	4) WELCH, CHRIS	16	:22.86	2)	:25.91	4)	DISQUAL		

1993 NATIONAL SHORT COURSE  
 SWIMMING AND DIVING CHAMPIONSHIPS  
 FT. LAUDERDALE, FLORIDA

APRIL 5, 1993

EVENT : 9 BOY'S 1 METER DIVING

NATIONAL RECORD 487.45 F. D'AMAICO RIDGEWOOD, NJ 1972  
 QUALIFYING FOR NATIONALS 13.60

RANK	NAME	YEAR	TEAM	PRELIM	SEMI FINALS	FINALS
1	TERRELL, ADAM	18	MOULTRIE, GA	.00	517.80	513.50
2	MOSS, JEFFERY	18	MOULTRIE, GA	.00	439.40	440.10
3	SHELDON, CHAD	15	MOULTRIE, GA	.00	406.55	409.65
4	LEE, RYAN	13	JOLIET, IL	.00	347.60	390.90
5	CAMPBELL, JUD	14	MOULTRIE, GA	.00	382.00	384.30
6	HART, TREY	15	MOULTRIE, GA	.00	371.70	377.95
7	BEDFORD, KEN	17	BUTLER, PA	.00	343.10	374.60
8	LERARIS, RON	18	KENNETT, PA	.00	395.00	365.50
9	MOSS, CLAYTON	12	MOULTRIE, GA	.00	338.40	
10	MORRIS, JOSH	17	KENNETT, PA	.00	337.70	
11	ECKERT, NOAH	17	SCHROEDER, WI	.00	326.75	
12	KANE, SETH	17	SCHROEDER, WI	.00	317.85	
13	HERNANDEZ, DANNY	15	SOMERSET V, NJ	.00	308.40	
14	NINNEMAN, PAUL	18	SCHROEDER, WI	.00	306.20	
15	NINNEMAN, MATT	16	SCHROEDER, WI	.00	295.20	
16	MUIRHEAD, MARK	18	SCHROEDER, WI	.00	287.05	
17	DAHMER, BRAD	16	SCHROEDER, WI	.00	285.60	
18	RIVERA, LESLIE	17	KENNETT, PA	.00	283.25	
19	MILLER, STEVE	18	CHAMBERSBURG, PA	.00	272.40	
20	HAWLEY, ALEX	15	SCHROEDER, WI	.00	267.40	
21	KANE, JONATHAN	19	SCHROEDER, WI	.00	264.40	
22	GIDELLO, DAN	15	SOMERSET V, NJ	.00	258.60	
23	LIZZOTTE, JARET	17	OLD TOWN, ME	.00	253.85	
24	SHENK, BRIAN	18	CARLISLE, PA	.00	249.40	
25	BURNS, BOB	18	ELKHART, IN	.00	244.40	
26	LAMBERT, ROB	17	KENNETT, PA	.00	223.05	
27	FERRARA, MICHAEL	16	SCHROEDER, WI	.00	221.60	
28	BURGARD, BEN	15	SCHROEDER, WI	.00	218.20	
29	RUTH, KEVIN	15	KENNETT, PA	.00	216.00	
30	SEIDER, NICHOLAS	13	SCHROEDER, WI	.00	201.75	

```

GGGGGG IIIIII RRRRRR LL SSSSS
GGGGGGG IIIIII RRRRRRR LL SSSSSSS
GG II RR RR LL SS
GG GGGGG II RRRRR LL SSSSS
GG GG II RR RR LL SS
GGGGGGG IIIIII RR RR LLLLLL SSSSSSS
GGGGGG IIIIII RR RR LLLLLL SSSSS

```

SCORING AFTER MONDAY APRIL 5TH

ALL EVENTS

1)	HOUSTON, TX	60.0	17)	CHAR'VILLE, VA	14.0
1)	MANSFIELD, OH	60.0	19)	OAK PARK, IL	13.0
3)	NW DUPAGE, IL	53.0	19)	SAGINAW, MI	13.0
4)	UP. MAIN LINE, PA	52.0	19)	WILTON, CT	13.0
5)	SARASOTA, FL	47.0	19)	WINSTON-SALEM, NC	13.0
6)	BIRMINGHAM, MI	46.0	23)	STATE COLLEGE, PA	12.0
7)	LAKE REGION, IL	42.0	24)	PARKERSBURG, WV	11.0
8)	HUNTINGTON, WV	32.0	25)	ROANOKE, VA	10.0
8)	READING, PA	32.0	26)	SEVERNA PARK, MD	8.0
10)	GRAND RAPIDS, MI	30.0	27)	AURORA, IL	7.0
10)	GLENDALE, CA	30.0	27)	KETTERING, OH	7.0
10)	M. E. LYONS, OH	30.0	29)	SHENANGO, PA	6.0
13)	SPARTANBURG, SC	24.0	30)	SOUTHINGTON, CT	5.0
14)	ROCHESTER, MI	22.0	31)	WAYNESBORO, VA	4.0
15)	CAPE ANN, MA	15.0	31)	MCKINLEY, IL	4.0
15)	HAMDEN, CT	15.0	31)	NAPERVILLE, IL	4.0
17)	COUNTRYSIDE, OH	14.0	34)	FAIRFIELD, OH	3.0

```

BBBBBB OOOOO YY YY SSSSS
BBBBBBB OOOOOO YY YY SSSSSSS
BB BB OO OO YY YY SS
BBBBBB OO OO YYY SSSSS
BB BB OO OO YY SS
BBBBBBB OOOOOO YY SSSSSSS
BBBBBB OOOOO YY SSSSS

```

SCORING AFTER MONDAY APRIL 5TH

ALL EVENTS

1)	MOULTRIE, GA	89.0	25)	NEW CANAAN, CT	14.0
2)	M. E. LYONS, OH	84.5	25)	RIDGEWOOD, NJ	14.0
3)	HOUSTON, TX	79.0	25)	WHATCOM, WA	14.0
4)	HARRISBURG E, PA	43.0	28)	SAN PEDRO, CA	13.0
5)	WAYNESBORO, VA	35.0	28)	CLERMONT, OH	13.0
6)	NAPERVILLE, IL	32.0	28)	AURORA, IL	13.0
7)	LAKELAND HILL, NJ	30.0	31)	BUTLER, PA	12.0
7)	SOMERSET HILL, NJ	30.0	32)	HUNTINGTON, NY	11.0
9)	BIRMINGHAM, MI	28.0	32)	SOMERSET V, NJ	11.0
10)	WILTON, CT	25.5	32)	FAIRFIELD, OH	11.0
11)	ROCHESTER, MI	24.0	35)	MCKINLEY, IL	10.0
12)	FLUSHING, NY	21.0	36)	PULASKI, VA	9.0
13)	SPARTANBURG, SC	20.0	37)	GLENDALE, CA	6.0
14)	G. NIPPERT, OH	19.0	37)	UP. MAIN LINE, PA	6.0
14)	SARASOTA, FL	19.0	39)	COUNTRYSIDE, OH	5.0
16)	KENNETT, PA	18.0	39)	HUNTINGTON, WV	5.0
17)	HAMDEN, CT	17.0	41)	ROANOKE, VA	4.0
17)	SCHROEDER, WI	17.0	41)	BLOOMSBURG, PA	4.0
19)	READING, PA	16.0	43)	RALEIGH, NC	2.0
19)	RED BANK, NJ	16.0	43)	ELGIN, IL	2.0
21)	JOLIET, IL	15.0	43)	CAPE ANN, MA	2.0
21)	BEAVERCREEK, OH	15.0	43)	CLAY-PLATTE, MO	2.0
21)	WILMINGTON, NC	15.0	47)	HAMILTON, OH	1.0
21)	WINSTON-SALEM, NC	15.0	47)	ALLENTOWN, PA	1.0

```


CCCCC   00000   MMMM   MMMM   BBBBBB   IIIIII   NNN   NN   EEEEEEE   DDDDDD
CCCCCCCC 0000000  MM MM  MM MM  BBBBBBBB  IIIIII  NNNN  NN  EEEEEEE  DDDDDD
CC       00     00  MM  MMMM  MM BB  BB   II   NN NN  NN  EE       DD   DD
CC       00     00  MM   MM   MM BBBBBB   II   NN  NN  NN  EEEEE  DD   DD
CC       00     00  MM   MM  BB  BB   II   NN  NN  NN  EE       DD   DD
CCCCCCCC 0000000  MM   MM  BBBBBBBB  IIIIII  NN   NNNN  EEEEEEE  DDDDDD
CCCCC   00000   MM   MM  BBBBBB   IIIIII  NN   NNN  EEEEEEE  DDDDDD

```

SCORING	AFTER MONDAY	APRIL 5TH			
1)	HOUSTON, TX	139.0	12)	NAPERVILLE, IL	36.0
2)	M. E. LYONS, OH	114.5	12)	GLENDALE, CA	36.0
3)	BIRMINGHAM, MI	74.0	14)	HAMDEN, CT	32.0
4)	SARASOTA, FL	66.0	15)	WINSTON-SALEM, NC	28.0
5)	UP. MAIN LINE, PA	58.0	16)	AURORA, IL	20.0
6)	READING, PA	48.0	17)	COUNTRYSIDE, OH	19.0
7)	ROCHESTER, MI	46.0	18)	CAPE ANN, MA	17.0
8)	SPARTANBURG, SC	44.0	19)	FAIRFIELD, OH	14.0
9)	WAYNESBORO, VA	39.0	19)	MCKINLEY, IL	14.0
10)	WILTON, CT	38.5	19)	ROANOKE, VA	14.0
11)	HUNTINGTON, WV	37.0			



Alamo Rent A Car Presents



**National  
Swimming  
and  
Diving  
Championships**  
  
**April '93**  
  
**Fort Lauderdale  
Florida**



Women's 3m Diving  
200 Freestyle  
100 Backstroke  
200 Breaststroke  
100 Butterfly  
400 Freestyle Relay

**FINAL  
RESULTS**

**TUESDAY**

INTERNATIONAL SWIMMING HALL OF FAME AQUATIC COMPLEX



1993 NATIONAL SHORT COURSE  
 SWIMMING AND DIVING CHAMPIONSHIPS  
 FT. LAUDERDALE, FLORIDA

APRIL 6, 1993

EVENT : 10 GIRL'S 3 METER DIVING

NATIONAL RECORD 478.50 M. FISCHBACH FT. DODGE, IA 1982  
 QUALIFYING FOR NATIONALS 12.30

RANK	NAME	YEAR	TEAM	PRELIM	SEMI FINALS	FINALS
1	ALESSANDRA, JENNIFER	17	SOMERSET V, NJ	.00	374.50	393.65
2	GEORGS, ERIKA	17	SOMERSET V, NJ	.00	368.30	378.35
3	LEWIS, CARA	15	SOMERSET V, NJ	.00	395.40	373.75
3	SHELL, KORTNEY	16	JOLIET, IL	.00	356.20	373.75
5	WINGER, LAUREN	17	JOLIET, IL	.00	373.70	357.70
6	DOKEY, CHRISTINA	17	JOLIET, IL	.00	345.15	347.50
7	MASTERS, AMY	18	SOMERSET V, NJ	.00	351.95	338.40
8	ETTORE, LARISSA	16	NEW CANAAN, CT	.00	340.55	321.10
9	MCLEAN, CAMILA	13	MOULTRIE, GA	.00	327.60	
10	ROY, KIM	18	SOMERSET V, NJ	.00	318.05	
11	TITTERINGTON, MELISSA	18	SCHROEDER, WI	.00	306.55	
12	ZELLER, KENZIE	17	ROCKFORD, IL	.00	306.45	
13	HANNA, BETH	17	CHAMBERSBURG, PA	.00	297.50	
14	DURIS, DANIELLE	17	NEW CANAAN, CT	.00	288.35	
15	KUNKLE, KATHY	16	JOLIET, IL	.00	273.25	
16	EDWARDS, REBECCA	16	JOLIET, IL	.00	267.70	
17	KETELHOHN, GINA	14	SCHROEDER, WI	.00	258.55	
18	FILO, TARYN	15	KENNETT, PA	.00	252.90	
19	CONNORS, HOLLY	15	JOLIET, IL	.00	240.85	
20	TINUCCI, MAGGIE	13	JOLIET, IL	.00	238.50	

1993 NATIONAL SHORT COURSE  
SWIMMING AND DIVING CHAMPIONSHIPS  
FT. LAUDERDALE, FLORIDA

EVENT : 11 GIRL'S 200 YARDS FREESTYLE  
NATIONAL RECORD 1:47.22 K.LINEHAN SARASOTA, FL  
QUALIFYING FOR NATIONALS 1:59.69

\*\*\*\*\*  
1979

APRIL 6, 1993 \*\*\*\*\*

PLACE	NAME	YEAR	TEAM	TRIALS	FINAL
<b>CHAMPIONSHIP FINAL</b>					
1)	BENKO, LINDSAY	16	ELKHART, IN	1:52.24	1:48.68
	:25.48 :27.55		:27.64 :28.01		
2)	BENDEL, TALOR	16	M.E. LYONS, OH	1:51.75	1:50.11
	:25.97 :27.46		:27.83 :28.85		
3)	WHITE, JAMI	17	NW DUPAGE, IL	1:52.79	1:51.95
	:25.82 :28.07		:29.00 :29.06		
4)	HENSON, WENDY	16	SPARTANBURG, SC	1:53.83	1:52.30
	:25.88 :28.39		:29.11 :28.92		
5)	BURTON, ASHLEY	15	HOUSTON, TX	1:52.55	1:52.69
	:26.25 :28.20		:28.87 :29.37		
6)	KARNES, STACIE	17	HOUSTON, TX	1:52.80	1:53.70
	:26.65 :28.69		:29.58 :28.78		
7)	BENNETT, BROOKE	14	RIDGEWOOD, NJ	1:54.33	1:53.94
	:26.23 :28.41		:29.63 :29.67		
8)	BOWMAN, BAMBI	19	SARASOTA, FL	1:54.05	1:53.97
	:26.80 :28.99		:29.23 :28.95		
<b>CONSOLATION FINAL</b>					
9)	BALLARD, GRETCHEN	14	GLENDALE, CA	1:54.57	1:51.57
	:26.77 :28.23		:28.43 :28.14		
10)	CRONK, REBECCA	14	CHAR'VILLE, VA	1:55.49	1:53.25
	:26.24 :29.34		:29.40 :28.27		
11)	WEBSTER, NOEL	18	COUNTRYSIDE, OH	1:54.35	1:53.96
	:27.18 :28.70		:28.80 :29.28		
12)	DEDE, CHERYL	17	UP. MAIN LINE, PA	1:54.54	1:54.56
	:26.47 :29.03		:29.26 :29.80		
13)	BELLAIRS, ELISSA	17	READING, PA	1:55.46	1:54.87
	:26.52 :28.96		:29.74 :29.65		
14)	LEWIS, JENN	17	WILTON, CT	1:54.96	1:54.91
	:26.81 :29.11		:29.84 :29.15		
15)	SCHOENHAUS, PATTY	15	SOMERSET HILL, NJ	1:55.13	1:55.24
	:26.91 :28.82		:29.89 :29.62		
16)	GALLO, LINDA	16	RED BANK, NJ	1:54.81	1:56.22
	:26.33 :29.27		:30.39 :30.23		
17)	BERGER, SHANNON	16	M.E. LYONS, OH	1:55.52	1:55.52
	:27.02 :28.94		:29.84 :29.72		
18)	LEONARD, DAWN	16	UP. MAIN LINE, PA	1:55.62	1:55.62
	:27.12 :29.32		:29.65 :29.53		
19)	LINN, CRYSTAL	14	PARKERSBURG, WV	1:55.75	1:55.75
	:27.80 :29.30		:29.68 :28.97		
20)	DEARLOVE, EMILY	18	UP. MAIN LINE, PA	1:55.85	1:55.85
	:26.68 :29.17		:29.64 :30.36		
21)	SPATZ, TAMMIE	17	SAGINAW, MI	1:55.95	1:55.95
	:26.21 :29.08		:29.75 :30.91		
22)	SULLIVAN, LAURA	14	SARASOTA, FL	1:55.97	1:55.97
	:27.30 :29.63		:30.15 :28.89		
22)	SIMPSON, CHARLOTTE	16	WILTON, CT	1:55.97	1:55.97
	:26.84 :28.73		:30.01 :30.39		
24)	SMITH, ERIKA	17	ANN ARBOR, MI	1:56.05	1:56.05
	:26.86 :29.16		:29.84 :30.19		
25)	CASSIN, EILEEN	17	M.E. LYONS, OH	1:56.56	1:56.56
	:27.50 :29.35		:29.91 :29.80		
26)	BLACK, SUZANNE	15	WINSTON-SALEM, NC	1:56.58	1:56.58
	:27.67 :29.13		:29.91 :29.87		
27)	O'DONNELL, AMY	16	UP. MAIN LINE, PA	1:56.68	1:56.68
	:27.53 :29.45		:30.06 :29.64		
28)	KULKA, TASHA	15	STATE COLLEGE, PA	1:56.85	1:56.85
	:26.64 :29.01		:30.61 :30.59		
29)	FLYNN, MEGAN	14	MCKINLEY, IL	1:56.86	1:56.86
	:27.76 :29.01		:30.13 :29.96		
30)	VEAZEY, MELANIE	15	HAMDEN, CT	1:56.87	1:56.87
	:27.08 :29.21		:30.34 :30.24		
31)	CARLSON, AMANDA	18	SOUTHINGTON, CT	1:56.89	1:56.89
	:27.94 :29.56		:30.18 :29.29		
32)	SHEFCHUNAS, CHRISTEN	18	FRANKLIN, PA	1:57.20	1:57.20
	:26.95 :29.13		:30.59 :30.53		

( CONTINUED ON NEXT PAGE )

EVENT: 11 GIRL'S 200 YARDS FREESTYLE

(CONTINUED)

33)	KLING, BECKY	18	G. NIPPERT, OH	1:57.21	56)	HAMES, ELIZABETH	17	ANN ARBOR, MI	1:59.70
	:28.35 :29.68		:30.05 :29.13			:27.46 :29.80		:31.26 :31.18	
34)	MINNICH, JAMIE	18	MANSFIELD, OH	1:57.30	56)	AMEZQUITA, CHRISTINA	16	SOMERSET HILL, NJ	1:59.70
	:27.73 :29.61		:30.01 :29.95			:28.30 :30.10		:30.91 :30.39	
34)	BUDD, KERRY	14	UP. MAIN LINE, PA	1:57.30	58)	MAJARIAN, NATALIE	15	BIRMINGHAM, MI	1:59.72
	:27.57 :29.50		:30.08 :30.15			:26.91 :30.09		:31.41 :31.31	
36)	MCRAE, JACQUI	16	ROCHESTER, MI	1:57.32	59)	HOFFMAN, KRISSY	15	BAY CITY, MI	2:00.07
	:27.36 :29.56		:30.39 :30.01			:27.91 :30.04		:31.10 :31.02	
37)	CUTI, PATRICIA	16	HUNTINGTON, NY	1:57.37	60)	BOLDUC, MARY KAY	15	BAY CITY, MI	2:00.09
	:27.26 :29.19		:30.66 :30.26			:28.22 :30.26		:30.77 :30.84	
38)	AMERMAN, BRENDA	17	SOMERSET V, NJ	1:57.46	61)	POLITO, EMILY	15	JOLIET, IL	2:00.40
	:27.13 :29.13		:30.38 :30.82			:28.13 :30.48		:31.06 :30.73	
39)	WONG, STEPHANIE	15	BLUE ASH, OH	1:57.69	62)	ANGERSTEIN, CATHY	18	HOUSTON, TX	2:00.42
	:27.29 :29.77		:30.31 :30.32			:28.03 :30.26		:31.08 :31.05	
40)	KYLE, DEBBIE	16	CLERMONT, OH	1:57.78	63)	LUTZ, KELLI	16	ROCHESTER, MI	2:00.47
	:27.05 :29.76		:30.59 :30.38			:27.55 :30.39		:31.14 :31.39	
41)	STUEHMEIER, KATRIN	17	RED BANK, NJ	1:58.19	64)	TEITELBAUM, ANNE	16	WESTFIELD, NJ	2:00.62
	:27.14 :29.49		:30.53 :31.03			:28.19 :30.06		:31.20 :31.17	
42)	VALLEGO, MELISSA	14	WILTON, CT	1:58.21	65)	BISORKI, KATIE	14	BLOOMSBURG, PA	2:00.91
	:27.37 :29.65		:31.05 :30.14			:28.63 :30.73		:30.86 :30.69	
43)	VARDA, KATIE	16	GRAND RAPIDS, MI	1:58.33	66)	SEIGEL, COURTNEY	17	UP. MAIN LINE, PA	2:00.92
	:27.19 :29.97		:30.45 :30.72			:27.66 :30.53		:32.21 :30.52	
44)	DOHERTY, HEATHER	16	COUNTRYSIDE, OH	1:58.45	67)	NORTON, EMILY	18	WHATCOM, WA	2:01.27
	:27.53 :30.05		:30.23 :30.64			:27.31 :30.20		:31.00 :31.96	
45)	CHRISTIE, STEPHANIE	15	CLERMONT, OH	1:58.47	68)	DURKIN, JULIE	15	CLERMONT, OH	2:01.32
	:27.65 :30.12		:30.48 :30.22			:28.44 :30.49		:31.34 :31.05	
46)	REDMOND, NICOLE	17	OAK PARK, IL	1:58.51	69)	MACHALA, TRACEY	15	NW DUPAGE, IL	2:01.49
	:27.44 :29.25		:30.51 :31.31			:28.15 :30.67		:31.40 :31.27	
47)	BINKLEY, JESSICA	14	NEW CANAAN, CT	1:58.69	70)	KARNES, JENNIFER	14	HOUSTON, TX	2:01.87
	:26.68 :30.09		:31.05 :30.87			:27.97 :30.73		:31.77 :31.40	
48)	NEAL, ELIZABETH	16	BLUE ASH, OH	1:58.80	71)	MATALAVAGE, JILL	16	HARRISBURG E, PA	2:01.92
	:27.79 :29.91		:30.52 :30.58			:27.94 :30.74		:31.70 :31.54	
49)	STEVENSON, SARA	15	MINDOT, ND	1:58.98	72)	UPDEGRAFF, BETH	17	LINCOLN TRAIL, IL	2:02.16
	:28.65 :30.26		:30.47 :29.60			:27.74 :30.57		:31.60 :32.17	
50)	WITTENDORFER, RENEE	15	CHANDLER, AL	1:59.01	73)	KOZACZYNSKI, NATASZA	17	OAK PARK, IL	2:02.81
	:26.19 :29.47		:31.15 :32.20			:29.50 :31.04		:31.18 :31.09	
51)	DELUCIA, ALLYSON	16	CHESHIRE, CT	1:59.33	73)	LYKENS, BRANDI	16	CLEARFIELD, PA	2:02.81
	:27.45 :29.75		:30.77 :31.36			:28.62 :30.79		:31.94 :31.46	
52)	MURPHY, LINDSAY	15	NEW CANAAN, CT	1:59.34	75)	WAGENER, TERI	16	NAPERVILLE, IL	2:02.87
	:27.13 :30.16		:30.96 :31.09			:26.92 :30.47		:32.46 :33.02	
53)	RIKER, LINDA	16	KALAMAZOO, MI	1:59.36	76)	CHRISTIANSEN, ANNA	14	HAVERHILL, MA	2:04.83
	:27.47 :29.72		:31.14 :31.03			:27.99 :31.42		:32.39 :33.03	
54)	POKORNY, STEPHANIE	14	HOUSTON, TX	1:59.52	77)	KLEINER, KRISTIE	18	PITTSFIELD, MA	2:05.84
	:27.69 :29.83		:30.90 :31.10			:28.33 :31.26		:32.73 :33.52	
55)	SCHWANBECK, REBECCA	16	WILTON, CT	1:59.58	78)	TURNER, ADRIENNE	15	ELKHART, IN	2:07.04
	:27.67 :30.20		:31.05 :30.66			:27.97 :31.60		:33.48 :33.99	

EVENT : 12 BOY'S 200 YARDS FREESTYLE  
 NATIONAL RECORD 1:38.01 R. VAN TASSELL ALEXANDRIA, VA  
 QUALIFYING FOR NATIONALS 1:48.69

\*\*\*\*\*  
 1990

APRIL 6, 1993 \*\*\*\*\*

PLACE	NAME	YEAR	TEAM	TRIALS	FINAL
CHAMPIONSHIP FINAL					
1)	WALES, DOD	16	M.E. LYONS, OH	1:41.69	1:40.36
	:23.91 :25.67		:25.49 :25.29		
2)	SCHEER, KARL	18	M.E. LYONS, OH	1:42.39	1:40.99
	:24.17 :25.73		:25.25 :25.84		
3)	WILLIS, KENT	18	HOUSTON, TX	1:42.56	1:41.94
	:24.18 :25.34		:25.95 :26.47		
4)	CAROTHERS, JOSH	17	M.E. LYONS, OH	1:43.80	1:43.02
	:24.44 :26.31		:26.08 :26.19		
5)	FULLILOVE, ADAM	16	NEW CANAAN, CT	1:43.45	1:43.34
	:24.33 :26.23		:26.78 :26.00		
6)	REEDER, JOHN SHAWN	19	HAMDEN, CT	1:43.64	1:43.93
	:24.82 :26.16		:26.48 :26.47		
7)	O'DONNELL, ERICH	16	MCKINLEY, IL	1:43.99	1:44.19
	:24.68 :26.20		:26.94 :26.37		
8)	HARTIG, JOSH	17	COUNTRYSIDE, OH	1:43.74	1:44.38
	:24.17 :26.19		:27.05 :26.97		

( CONTINUED ON NEXT PAGE )

## CONSOLATION FINAL

9) ALLEN, MATTHEW	16 WILMINGTON, NC	1:44.81	1:43.15
:24.41 :26.24	:26.33 :26.17		
10) EHLEN, KEN	18 ROCHESTER, MI	1:44.18	1:43.21
:24.17 :26.13	:25.97 :26.94		
11) BRENDE, DAVID	16 GLENDALE, CA	1:44.66	1:43.42
:25.52 :26.01	:26.02 :25.87		
11) MANNING, BRIAN	17 PULASKI, VA	1:44.50	1:43.42
:23.72 :26.02	:26.88 :26.80		
13) ELDER, PAT	18 MCKINLEY, IL	1:44.86	1:43.83
:24.29 :26.06	:26.68 :26.80		
14) WITHEY, JESS	18 SAN PEDRO, CA	1:44.84	1:44.61
:24.24 :26.41	:26.80 :27.16		
15) LEISER, GRAEME	16 RALEIGH, NC	1:44.03	1:45.06
:24.03 :26.26	:27.27 :27.50		
16) DAVEY, MATT	18 WILTON, CT	1:44.50	1:45.90
:23.81 :26.52	:27.45 :28.12		
1) WALES, DOD	16 M.E. LYONS, OH	1:41.69	
:24.71 :26.38	:26.07 :24.53		
2) SCHEER, KARL	18 M.E. LYONS, OH	1:42.39	
:24.62 :26.07	:25.78 :25.92		
3) WILLIS, KENT	18 HOUSTON, TX	1:42.56	
:24.57 :25.49	:26.45 :26.05		
4) FULLILOVE, ADAM	16 NEW CANAAN, CT	1:43.45	
:24.16 :26.82	:26.40 :26.07		
5) REEDER, JOHN SHAWN	19 HAMDEN, CT	1:43.64	
:24.67 :26.14	:26.66 :26.17		
6) HARTIG, JOSH	17 COUNTRYSIDE, OH	1:43.74	
:24.19 :26.15	:26.74 :26.66		
7) CAROTHERS, JOSH	17 M.E. LYONS, OH	1:43.80	
:24.08 :26.18	:26.28 :27.26		
8) O'DONNELL, ERICH	16 MCKINLEY, IL	1:43.99	
:24.92 :26.07	:26.41 :26.59		
9) LEISER, GRAEME	16 RALEIGH, NC	1:44.03	
:23.87 :26.16	:26.55 :27.45		
10) EHLEN, KEN	18 ROCHESTER, MI	1:44.18	
:25.00 :26.15	:26.04 :26.99		
11) MANNING, BRIAN	17 PULASKI, VA	1:44.50	
:24.07 :26.30	:27.05 :27.00		
11) DAVEY, MATT	18 WILTON, CT	1:44.50	
:23.75 :25.95	:27.39 :27.41		
13) BRENDE, DAVID	16 GLENDALE, CA	1:44.66	
:24.11 :25.92	:27.11 :27.52		
14) ALLEN, MATTHEW	16 WILMINGTON, NC	1:44.81	
:24.18 :26.14	:27.06 :27.43		
15) WITHEY, JESS	18 SAN PEDRO, CA	1:44.84	
:23.51 :25.81	:27.09 :28.43		
16) ELDER, PAT	18 MCKINLEY, IL	1:44.86	
:24.60 :26.49	:27.28 :26.49		
17) HOUCK, TOM	17 READING, PA	1:44.95	
:24.53 :26.27	:27.19 :26.96		
17) DUNN, DAVID	17 MCKINLEY, IL	1:44.95	
:25.45 :26.79	:26.36 :26.35		
19) FURLONG, MIKE	16 UP. MAIN LINE, PA	1:45.12	
:24.44 :26.77	:27.51 :26.40		
20) MARCOTTE, JAMIE	17 M.E. LYONS, OH	1:45.42	
:25.09 :26.69	:26.52 :27.12		
21) CLEVINGER, DAN	18 CLERMONT, OH	1:45.75	
:24.50 :26.71	:27.07 :27.47		
22) PAWLICK, ADAM	16 BIRMINGHAM, MI	1:45.78	
:24.63 :27.18	:26.75 :27.22		
23) WILLIAMS, CHRIS	18 CORTLAND, NY	1:45.80	
:24.37 :26.74	:27.33 :27.36		
24) FERRIS, CHRIS	16 NAPERVILLE, IL	1:45.93	
:24.47 :26.63	:27.48 :27.35		
25) FELDMAN, DAVID	17 ROANOKE, VA	1:45.96	
:24.48 :26.92	:27.67 :26.89		
26) McVITTIE, MATTHEW	16 ANN ARBOR, MI	1:45.98	
:24.68 :27.08	:27.67 :26.55		
27) LUCAN, JARAD	16 HAMDEN, CT	1:45.99	
:24.64 :26.33	:27.47 :27.55		
28) ROYER, RON	17 ROCHESTER, MI	1:46.00	
:24.97 :26.91	:27.34 :26.78		
29) WALKER, SEAN	16 GEN. CHESTER, PA	1:46.10	
:24.31 :26.32	:26.95 :28.52		
30) POLLACK, TED	16 WESTFIELD, NJ	1:46.12	
:24.67 :26.84	:27.20 :27.41		
31) FIGHTMASTER, JASON	18 G. NIPPERT, OH	1:46.19	
:24.82 :26.84	:27.34 :27.19		
32) STIGALL, SHAWN	15 COUNTRYSIDE, OH	1:46.56	
:24.78 :26.80	:27.66 :27.32		
33) KLEIN, CHRIS	15 SOMERSET V, NJ	1:46.72	
:25.10 :27.06	:27.70 :26.86		
34) FLIKKEMA, BRAD	14 GRAND RAPIDS, MI	1:46.73	
:24.59 :26.42	:27.59 :28.13		
35) JOHNSON, JOE	18 ASHLAND, OH	1:46.77	
:24.06 :26.66	:27.74 :28.31		
35) DURKIN, MATT	18 CLERMONT, OH	1:46.77	
:24.96 :26.92	:27.77 :27.12		
37) HUDSON, SCOTT	16 RALEIGH, NC	1:46.85	
:23.86 :25.69	:27.75 :29.55		
38) BLANKENHORN, BRAD	17 STATE COLLEGE, PA	1:47.02	
:24.69 :27.25	:27.28 :27.80		
39) PACKER, CHAD	10 FAIRFIELD, OH	1:47.08	
:25.11 :27.41	:27.55 :27.01		
39) JONES, KEVIN	18 ELGIN, IL	1:47.08	
:24.81 :27.10	:27.83 :27.34		
41) BORCHERS, JOHN	16 KETTERING, OH	1:47.10	
:25.10 :27.45	:27.66 :26.89		
42) HERMAN, NEAL	15 ST CHARLES, MO	1:47.13	
:24.31 :27.11	:28.17 :27.54		
43) KELLY, ROBERT	18 RED BANK, NJ	1:47.29	
:24.41 :26.84	:27.89 :28.15		
44) SMYSER, CHRISTOPHER	16 NAPERVILLE, IL	1:47.39	
:25.09 :26.80	:27.80 :27.70		
45) STACEY, GREG	16 WILTON, CT	1:47.49	
:25.08 :27.07	:27.62 :27.72		
46) FINE, DAVID	16 NEW CANAAN, CT	1:47.56	
:25.15 :26.75	:27.42 :28.24		
47) EISENHOFER, JUSTIN	16 READING, PA	1:47.66	
:24.26 :27.01	:28.09 :28.30		
48) SULLIVAN, JAMES	16 RIDGEWOOD, NJ	1:47.71	
:25.10 :27.12	:27.83 :27.66		
49) SMITH, TIM	17 WESTFIELD, NJ	1:47.79	
:24.61 :27.23	:27.78 :28.17		
50) TURNEY, ADAM	17 SEVERNA PARK, MD	1:47.84	
:24.97 :26.64	:28.04 :28.19		
51) BARNES, CHARLES	16 OLD COLONY, MA	1:47.90	
:24.38 :26.97	:27.83 :26.72		
52) KORSIEDAL, BOB	18 ANN ARBOR, MI	1:48.25	
:25.03 :27.23	:27.74 :28.25		
53) LEIBOLD, JOE	17 KETTERING, OH	1:48.52	
:24.38 :26.34	:28.63 :29.17		
54) HARVEY, BILL	17 HUNTINGTON, NY	1:48.87	
:25.57 :27.05	:27.80 :28.45		
55) DARLING, KEVIN	17 M.E. LYONS, OH	1:49.38	
:25.37 :27.15	:28.20 :28.66		
56) PHILLIPS, DAVID	17 AKRON W.R., OH	1:49.67	
:24.66 :27.41	:28.17 :29.43		

( CONTINUED ON NEXT PAGE )

EVENT: 12 BOY'S 200 YARDS FREESTYLE

(CONTINUED)

57) PAULEN, BRIAN	17 ELKHART, IN	1:49.79	64) REIGEL, SAM	17 BOYERTOWN, PA	1:50.99
:26.12 :28.92	:27.40 :27.35		:24.93 :27.04	:28.76 :29.46	
58) MITTELSTAEDT, BRIAN	16 ROCHESTER, MI	1:49.90	65) THOMAS, JON	16 CAPE ANN, MA	1:52.07
:25.52 :27.49	:28.22 :28.67		:25.37 :27.52	:29.00 :30.18	
59) PHILLIPS, STEVEN	16 PARKERSBURG, WV	1:50.32	66) HANSEN, JOHN	17 FREEHOLD, NJ	1:52.11
:25.22 :27.64	:28.65 :28.81		:24.95 :27.57	:29.30 :30.29	
59) TICOCCHIO, CLINT	17 AKRON W. R., OH	1:50.32	67) MAHAR, PAUL	18 BATTLE CREEK, MI	1:52.46
:25.57 :27.40	:28.48 :28.87		:24.99 :27.03	:29.72 :30.72	
61) BIRD, DEREK	18 LYNCHBURG, VA	1:50.38	68) SHAHAN, ERIC	17 NORTH CANTON, OH	1:55.40
:25.27 :27.90	:27.98 :29.23		:26.13 :28.59	:29.82 :30.86	
62) HANSZ, STEVE	17 BIRMINGHAM, MI	1:50.89	69) STAMATES, JOHN	16 NORTH CANTON, OH	1:57.18
:24.94 :27.72	:28.95 :29.28		:26.14 :29.33	:30.88 :30.83	
63) BURNS, ERIC	18 CHESHIRE, CT	1:50.95			
:25.38 :27.97	:28.95 :28.65				

EVENT : 13 GIRL'S 100 YARDS BACKSTROKE \*\*\*\*\*  
 NATIONAL RECORD :56.41 NORA GRANNELL SEVERNA PARK, MD 1992 APRIL 6, 1993 \*\*\*\*\*  
 QUALIFYING FOR NATIONALS 1:03.59

PLACE	NAME	YEAR	TEAM	TRIALS	FINAL		
<b>CHAMPIONSHIP FINAL</b>							
1)	BREAUX, ALEGRA	17	HOUSTON, TX	:56.41	:55.63 **		
	:27.26 :28.37						
**	NATIONAL RECORD						
2)	BENKO, LINDSAY	16	ELKHART, IN	:58.01	:56.61		
	:27.77 :28.84						
3)	BROOKS, ERIN	17	SOMERSET HILL, NJ	:57.31	:56.77		
	:27.99 :28.78						
4)	CRISMAN, JENNIFER	13	GRAND RAPIDS, MI	:57.33	:57.08		
	:27.50 :29.58						
5)	STONE, MELISA	17	MANSFIELD, OH	:57.34	:57.14		
	:27.93 :29.21						
6)	GRANNELL, NORA	17	SEVERNA PARK, MD	:58.18	:57.31		
	:27.80 :29.51						
7)	ROBINSON, KIMBERLY	16	HUNTINGTON, WV	:58.20	:57.70		
	:28.15 :29.55						
8)	BASSLER, LEIGH	17	M. E. LYONS, OH	:58.54	:58.18		
	:28.57 :29.53						
<b>CONSOLATION FINAL</b>							
9)	ADAMS, BROOKE	17	ROANOKE, VA	:59.00	:58.44		
	:28.70 :29.74						
10)	ECKERT, JENNY	18	FAIRFIELD, OH	:59.17	:58.48		
	:28.77 :29.71						
11)	GOFF, SHANNON	18	ROANOKE, VA	:59.23	:58.63		
	:28.23 :30.40						
12)	RIKER, LINDA	16	KALAMAZOO, MI	:59.33	:58.65		
	:28.52 :30.13						
13)	REED, JANIE	15	MCKINLEY, IL	:59.17	:58.67		
	:28.53 :30.14						
14)	NAGEL, BETSY	15	AURORA, IL	:59.16	:59.05		
	:28.43 :30.62						
15)	DEIGHAN, CAROLYN	17	BIRMINGHAM, MI	:59.20	:59.20		
	:28.91 :30.29						
16)	SESSOMS, MELISSA	16	CAPE ANN, MA	:59.36	:59.56		
	:28.36 :31.20						
1)	BREAUX, ALEGRA	17	HOUSTON, TX	:56.41	8) BASSLER, LEIGH	17 M. E. LYONS, OH	:58.54
	:27.69 :28.72			:29.01 :29.53			
2)	BROOKS, ERIN	17	SOMERSET HILL, NJ	:57.31	9) ADAMS, BROOKE	17 ROANOKE, VA	:59.00
	:28.14 :29.17			:28.91 :30.09			
3)	CRISMAN, JENNIFER	13	GRAND RAPIDS, MI	:57.33	10) NAGEL, BETSY	15 AURORA, IL	:59.16
	:27.88 :29.45			:28.41 :30.75			
4)	STONE, MELISA	17	MANSFIELD, OH	:57.34	11) REED, JANIE	15 MCKINLEY, IL	:59.17
	:27.96 :29.38			:28.73 :30.44			
5)	BENKO, LINDSAY	16	ELKHART, IN	:58.01	11) ECKERT, JENNY	18 FAIRFIELD, OH	:59.17
	:28.52 :29.49			:28.79 :30.38			
6)	GRANNELL, NORA	17	SEVERNA PARK, MD	:58.18	13) DEIGHAN, CAROLYN	17 BIRMINGHAM, MI	:59.20
	:28.52 :29.66			:28.52 :30.68			
7)	ROBINSON, KIMBERLY	16	HUNTINGTON, WV	:58.20	14) GOFF, SHANNON	18 ROANOKE, VA	:59.23
	:28.42 :29.78			:28.44 :30.79			

( CONTINUED ON NEXT PAGE )

## EVENT: 13 GIRL'S 100 YARDS BACKSTROKE

(CONTINUED)

15) RIKER, LINDA :29.24 :30.09	16 KALAMAZOO, MI :59.33	52) BEIBLE, MONICA :29.58 :31.84	14 UP. MAIN LINE, PA 1:01.42
16) SESSOMS, MELISSA :28.98 :30.38	16 CAPE ANN, MA :59.36	53) CHIPLEY, CARY :29.67 :31.77	14 LYNCHBURG, VA 1:01.44
17) BURHAUS, HEATHER :29.00 :30.47	14 UP. MAIN LINE, PA :59.47	53) JOHANNSEN, CHRISTINE :29.71 :31.73	14 SUMMIT AREA, NJ 1:01.44
18) FINOTTI, JENNIFER :29.22 :30.33	15 WAYNESBORO, VA :59.55	55) MALONEY, JENNIFER :30.34 :31.11	16 RED BANK, NJ 1:01.45
19) HOSKINS, HILARY :29.09 :30.49	16 RALEIGH, NC :59.58	56) TIEKE, SARA :29.80 :31.67	15 M. E. LYONS, OH 1:01.47
20) MCRAE, JACQUI :29.30 :30.37	16 ROCHESTER, MI :59.67	57) SCHELLENBERG, KATY :29.44 :32.04	15 BIRMINGHAM, MI 1:01.48
21) BROWN, STACY :29.13 :30.57	15 HUNTINGTON, WV :59.70	58) JABLONOWSKI, ANN :29.42 :32.24	17 WARREN, PA 1:01.66
22) MYERS, JEN :29.09 :30.77	16 FAIRFIELD, CT :59.86	59) NEUBACHER, FRANCIE :30.02 :31.65	18 M. E. LYONS, OH 1:01.67
23) GALLO, LINDA :29.44 :30.49	16 RED BANK, NJ :59.93	60) CROMBIE, KARA :30.22 :31.47	18 CEN. CHESTER, PA 1:01.69
24) WILLIAMS, STEFANIE :29.20 :30.81	13 BLOOMSBURG, PA 1:00.01	61) VOELKER, EMILY :29.93 :31.77	15 CHESHIRE, CT 1:01.70
25) BOHM, TASHY :29.52 :30.57	14 MORRIS CENTER, NJ 1:00.09	62) MAGUIRE, BETH :30.12 :31.60	17 SPARTANBURG, SC 1:01.72
26) MURPHY, MICHELLE :29.29 :30.93	17 M. E. LYONS, OH 1:00.22	63) NELSON, TARA :29.84 :31.91	14 WESTPORT, CT 1:01.75
27) MACKAY, KRISTINE :29.36 :30.87	18 NAPERVILLE, IL 1:00.23	64) SULLIVAN, PAULA :30.01 :31.80	15 NASHUA, NH 1:01.81
28) FOX, JENNIFER :29.54 :30.73	14 MANSFIELD, OH 1:00.27	65) SIMES, LAURIE :29.84 :32.04	16 RED BANK, NJ 1:01.88
29) STEINMAN, ROBIN :28.81 :31.50	17 SOMERSET HILL, NJ 1:00.31	65) BURKHARDT, MARISA :29.90 :31.98	14 LAKE REGION, IL 1:01.88
30) VARDA, KATIE :29.34 :30.99	16 GRAND RAPIDS, MI 1:00.33	67) WINN, CHRISTY :30.04 :31.85	17 LYNCHBURG, VA 1:01.89
31) MCCARTHY, KERRIN :29.18 :31.32	18 CAPE ANN, MA 1:00.50	68) SWARTLEY, DEANNE :29.71 :32.19	14 READING, PA 1:01.90
31) KASUBOSKE, ALISON :29.49 :31.01	16 LAKE REGION, IL 1:00.50	68) PELUSE, ANGIE :30.12 :31.78	14 RIDGEWOOD, NJ 1:01.90
33) TIPPETT, KATIE :29.42 :31.16	15 FAIRFIELD, CT 1:00.58	70) PASION, MARIE JO :30.16 :31.76	17 FLUSHING, NY 1:01.92
34) WALBERT, WENDY :29.04 :31.60	16 ALLENTOWN, PA 1:00.64	71) WITKOWSKI, KARA JO :30.03 :31.90	16 MORRIS CENTER, NJ 1:01.93
34) HANSON, PAM :29.31 :31.33	13 LA CROSSE, WI 1:00.64	72) BRENNAN, KELLY :30.15 :31.79	15 SOMERSET V, NJ 1:01.94
36) HAWLEY, LESLEY :29.53 :31.16	17 RALEIGH, NC 1:00.69	73) MOORHEAD, KIM :29.73 :32.26	13 ROCHESTER, MI 1:01.99
37) BURHAM, MAUREEN :29.50 :31.21	17 SARASOTA, FL 1:00.71	74) GRACE, KELLY :29.97 :32.04	15 WESTPORT, CT 1:02.01
38) GRANT, MANDY :29.06 :31.68	14 NW DUPAGE, IL 1:00.74	75) MICKSCHL, AMY :30.49 :31.55	14 SCHROEDER, WI 1:02.04
39) BREEN, MARNIE :29.44 :31.31	18 BEAVERCREEK, OH 1:00.75	76) SMITH, DANIELLE :30.19 :31.86	17 CORTLAND, NY 1:02.05
40) GELMINE, CLAREY :29.44 :31.53	17 ROCHESTER, MI 1:00.97	77) BROWN, KAREN :30.02 :32.07	17 BRANDYWINE, PA 1:02.09
41) FOX, NELLIE :29.49 :31.52	18 BAR HARBOR, ME 1:01.01	78) BENNETT, KELLY :29.99 :32.11	17 FRANKLIN, PA 1:02.10
42) TUCKER, CHRISTINE :30.29 :30.73	15 RIDGEWOOD, NJ 1:01.02	79) SMITH, SHANNON :30.18 :31.96	16 OLD TOWN, ME 1:02.14
43) ATKINSON, AMANDA :29.33 :31.72	16 RAPPAPANNOCK, VA 1:01.05	79) RESTIVO, DONNA :30.30 :31.84	16 WESTFIELD, NJ 1:02.14
44) HARRIS, DANIELLE :30.07 :31.07	14 GLENS FALLS, NY 1:01.14	81) TRINDAD, LENINA :29.97 :32.26	17 WEST SIDE, NY 1:02.23
44) FERALDO, CAROLINE :29.55 :31.59	15 WESTFIELD, NJ 1:01.14	82) HAWES, ELIZABETH :29.83 :32.41	17 ANN ARBOR, MI 1:02.24
46) WILHELM, HELENA :29.82 :31.43	12 SARASOTA, FL 1:01.25	83) FUHS, KRISTEN :29.72 :32.54	14 FLINT, MI 1:02.26
47) RAINS, ERIN :30.08 :31.18	18 NAPERVILLE, IL 1:01.26	84) RICKERT, REGAN :30.08 :32.24	18 BOYERTOWN, PA 1:02.32
48) WILKINSON, HOLLY :30.02 :31.29	16 ANN ARBOR, MI 1:01.31	85) SCHOLL, KATIE :30.32 :32.01	13 SPRINGFIELD, OH 1:02.33
49) GRUTERS, JACKIE :29.82 :31.51	15 SARASOTA, FL 1:01.33	86) COLLINS, IRENE :30.39 :32.05	15 LYNCHBURG, VA 1:02.44
50) STUART, ANDREA :29.55 :31.85	18 SOMERSET HILL, NJ 1:01.40	87) O'BOYLE, COLLEEN :30.80 :31.75	17 RED BANK, NJ 1:02.55
50) KNIPPENBERG, JESSICA :30.58 :30.82	15 NAPERVILLE, IL 1:01.40	88) GRACE, STEPHANIE :30.13 :32.52	18 SOMERSET HILL, NJ 1:02.65

( CONTINUED ON NEXT PAGE )



## EVENT: 13 GIRL'S 100 YARDS BACKSTROKE

(CONTINUED)

89) CLEAVER, CATHIE	14 RAPPAPANNOCK, VA	1:02.68	126) O'REILLY, REBECCA	16 CAPE ANN, MA	1:04.00
:30.55 :32.13			:30.59 :33.41		
90) EATON, SHELLEY	13 BEVERLY, MA	1:02.77	127) SMITH, JACYNDA	13 FLINT, MI	1:04.03
:30.60 :32.17			:30.64 :33.39		
91) McDONALD, STEPHANIE	17 MONTGOMERY, AL	1:02.83	127) WIGFIELD, STEPHANIE	17 CLEARFIELD, PA	1:04.03
:30.99 :31.84			:30.44 :33.59		
92) McLAUGHLIN, JACKIE	15 PULASKI, VA	1:02.84	129) DURKIN, JULIE	15 CLERMONT, OH	1:04.05
:30.47 :32.37			:31.84 :32.21		
93) NEAL, MELISSA	14 BLUE ASH, OH	1:02.88	130) MUCCINO, MICHELLE	17 BATH, ME	1:04.06
:30.71 :32.17			:30.65 :33.41		
93) HUNGERFORD, KELLY	14 GRAND RAPIDS, MI	1:02.88	131) PINTHER, DANA	13 RED BANK, NJ	1:04.14
:30.84 :32.04			:30.88 :33.26		
95) SCHADY, DEBBIE	15 FLUSHING, NY	1:02.93	132) BLOCK, ERIN	17 MCKINLEY, IL	1:04.15
:30.40 :32.53			:30.89 :33.26		
96) BARNES, VICTORIA	13 GOLDSBORO, NC	1:02.95	133) YEH, LINDA	13 UP. MONTGOMERY, MD	1:04.25
:30.43 :32.52			:30.44 :33.81		
96) RIBERICH, CHRISTINA	15 LA CROSSE, WI	1:02.95	134) CAIN, KAREN	16 SPARTANBURG, SC	1:04.28
:30.70 :32.25			:31.12 :33.16		
98) SMITH, TRINA	16 OLD TOWN, ME	1:02.97	135) CALDWELL, MANDY	17 CEN. CHESTER, PA	1:04.30
:30.32 :32.65			:30.54 :33.76		
99) ECKSTIEN, MEGHAN	16 BLUE ASH, OH	1:02.98	136) WILKIE, HOPE	13 SPARTANBURG, SC	1:04.35
:30.83 :32.15			:31.34 :33.01		
100) DODSON, LARISSA	15 UPPER BUCKS, PA	1:03.00	137) MACMILLAN, STEPHANIE	15 BLUE ASH, OH	1:04.36
:30.21 :32.79			:31.51 :32.85		
101) CAIN, ERIN	17 SEVERNA PARK, MD	1:03.01	137) KARLIN, JENNIFER	16 RIDGEWOOD, NJ	1:04.36
:31.04 :31.97			:31.20 :33.16		
102) PYLE, JAIME	15 RAPPAPANNOCK, VA	1:03.04	139) MULLALLY, CHRISTY	13 ROCHESTER, MI	1:04.38
:29.98 :33.06			:31.06 :33.32		
103) SCHOLL, COURTNEY	15 SPRINGFIELD, OH	1:03.13	139) DOMLINS, MELISSA	15 CUMBERLAND, MD	1:04.38
:29.81 :33.32			:31.76 :32.62		
104) HOHORST, DIANE	17 IDAHO FALLS, ID	1:03.15	141) EARHART, MEGAN	14 BLUE ASH, OH	1:04.45
:30.73 :32.42			:31.46 :32.99		
105) SIMPSON, MEGAN	16 DANVERS, MA	1:03.17	141) SMEVAL, SUNI	17 MANSFIELD, OH	1:04.45
:30.51 :32.66			:31.38 :33.07		
106) ERRECHART, JACKIE	12 BURLINGTON, VT	1:03.22	143) TABLOCK, STEPHANIE	18 WILMINGTON, NC	1:04.50
:30.75 :32.47			:31.31 :33.19		
107) DILLON, KATHERINE	15 RIDGENOOD, NJ	1:03.24	144) KEEN, BEVIN	15 HUNTINGTON, WV	1:04.51
:31.11 :32.13			:31.03 :33.48		
107) JONES, CHRISTIE	17 SEVERNA PARK, MD	1:03.24	145) STEVENS, DANIELLE	15 METUCHEN, NJ	1:04.57
:30.39 :32.85			:31.44 :33.13		
109) FLEWELLING, RHIANNON	14 ANN ARBOR, MI	1:03.26	146) MEANY, ERIKA	16 CAPE ANN, MA	1:04.69
:30.23 :33.03			:31.20 :33.49		
110) LONERGAN, KELLY	15 JOLIET, IL	1:03.28	147) ANGLIM, GUERIN	15 BATH, ME	1:04.71
:30.84 :32.44			:30.88 :33.83		
111) SULLIVAN, ALLYSON	14 LAKELAND HILL, NJ	1:03.29	148) GIBSON, KIM	16 CORNING, NY	1:04.73
:30.21 :33.08			:31.64 :33.09		
112) ZERHUSEN, MEGAN	13 FRANKFORT, KY	1:03.34	149) MABABA, IRENE	15 SAN PEDRO, CA	1:04.78
:30.77 :32.57			:31.65 :33.13		
112) POBLOCKI, EMILY	14 SOMERSET HILL, NJ	1:03.34	150) SELANDER, ANDREA	13 AURORA, IL	1:04.82
:30.79 :32.55			:31.21 :33.61		
114) KLEINER, KRISTIE	18 PITTSFIELD, MA	1:03.38	151) BACIGALUPO, BETSY	18 BAY CITY, MI	1:04.87
:30.23 :33.15			:31.33 :33.54		
115) ABELL, SARAH	15 COUNTRYSIDE, OH	1:03.39	152) WELCH, ANGELA	16 LIMA, OH	1:04.94
:31.21 :32.18			:31.01 :33.93		
116) KLINE, CINEVA	14 MID-DELMARVA, MD	1:03.49	153) HOGAN, JAMIE	15 ROCHESTER, MI	1:04.95
:31.09 :32.40			:31.33 :33.62		
116) PAPINEAU, BETH	15 JOLIET, IL	1:03.49	154) RUSSELL, HILLARY	16 BATH, ME	1:04.96
:30.80 :32.69			:31.43 :33.53		
118) MILLER, TRACY	16 WILTON, CT	1:03.51	155) KALAPINSKI, REBEKAH	12 BEVERLY, MA	1:05.09
:30.71 :32.80			:31.75 :33.34		
119) MARSHALL, STACY	15 SPARTANBURG, SC	1:03.65	156) KSIEZOPOLSKI, JULIE	16 KETTERING, OH	1:05.15
:30.89 :32.76			:31.06 :34.09		
120) KIERAS, JESSICA	12 ANN ARBOR, MI	1:03.72	157) MARSHALL, BUFFY	13 SPARTANBURG, SC	1:05.17
:31.28 :32.44			:31.64 :33.53		
121) SEARBY, ERIN	12 MCKINLEY, IL	1:03.82	158) PRIESTER, JENNIFER	14 BLOOMINGTON, IL	1:05.18
:30.65 :33.17			:31.18 :34.00		
122) HAUNZ, LISA	12 BISMARCK, ND	1:03.83	159) BULLINGTON, LYNSEY	15 HABERSTOWN, MD	1:05.19
:31.25 :32.58			:30.99 :34.20		
123) HUDSON, JILL	14 RALEIGH, NC	1:03.84	160) BROCKER, PORTIA	14 GRAND RAPIDS, MI	1:05.28
:30.91 :32.93			:32.12 :33.16		
123) TURRI, ADRIENNE	12 WESTLAND, MI	1:03.84	161) HOLTAN, ELISE	14 FARGO, ND	1:05.30
:30.93 :32.91			:31.40 :33.90		
125) DOHERTY, KRISTEN	17 CAPE ANN, MA	1:03.92	162) WOODLOCK, BROOKE	15 RED BANK, NJ	1:05.45
:30.79 :33.13			:32.10 :33.35		

( CONTINUED ON NEXT PAGE )

EVENT: 13 GIRL'S 100 YARDS BACKSTROKE

(CONTINUED)

163) HAWES, DANIELLE	16	DARIEN, CT	1:05.60	170) FIGH, LEIGH	12	MONTGOMERY, AL	1:06.83
:32.06 :33.54				:32.03 :34.80			
164) RILEY, SASKIA	16	WESTFIELD, NJ	1:05.61	171) MOSTYN, VICKI	18	AKRON W. R., OH	1:06.96
:31.90 :33.71				:31.99 :34.97			
165) SAUNDERS, COURTNEY	16	SEVERNA PARK, MD	1:05.74	BAKER, LOUISE	16	PALISADES, CA	DISQUAL
:32.61 :33.13				:31.27 DISQUAL			
166) WATTS, KAREN	14	NORTH PENN, PA	1:05.81	MCCLURE, JAINA	14	ST CLOUD, MN	DISQUAL
:31.45 :34.36				DISQUAL			
167) KURZ, KATIE	14	KISHWAUKEE, IL	1:05.82	MAROLD, WENDY	14	BAY VIEW, NY	DISQUAL
:31.37 :34.45				:30.64 DISQUAL			
168) MACARTHUR, ERIN	17	SCHROEDER, WI	1:05.84	CURRAN, KELLY	16	BRANDYWINE, PA	DISQUAL
:31.19 :34.65				:31.61 DISQUAL			
169) SKULY, JEN	16	SARASOTA, FL	1:06.26				
:31.99 :34.27							

EVENT : 14 BOY'S 100 YARDS BACKSTROKE  
 NATIONAL RECORD :49.52 D.WEATHERFORD  
 QUALIFYING FOR NATIONALS :57.69

\*\*\*\*\*  
 COLLIER CTY, FL 1988

APRIL 6, 1993 \*\*\*\*\*

PLACE	NAME	YEAR	TEAM	TRIALS	FINAL
CHAMPIONSHIP FINAL					
1)	THOMSON, MATTHEW	17	WAYNESBORD, VA	:51.86	:50.98
	:24.67 :26.31				
2)	CROWDER, JASON	18	RALEIGH, NC	:52.60	:52.19
	:25.50 :26.69				
3)	CHAMPNEY, TIM	15	SARASOTA, FL	:52.73	:52.66
	:25.73 :26.93				
4)	PFARRER, BRIAN	18	SOMERSET HILL, NJ	:52.49	:52.70
	:25.68 :27.02				
5)	OLSON, PJ	17	ROCHESTER, MI	:52.81	:52.73
	:26.02 :26.71				
6)	KASCHIK, NICHOLAS	14	HOUSTON, TX	:52.13	:53.16
	:25.72 :27.44				
7)	MCCOLLUM, JIM	17	HAMILTON, OH	:53.33	:53.25
	:25.98 :27.27				
	ZENYUH, JAMES	16	BLOOMSBURG, PA	:53.09	DISQUAL
	:26.02 DISQUAL				
CONSOLATION FINAL					
9)	RICHARDS, LEE	17	WILMINGTON, NC	:53.41	:52.92
	:25.96 :26.96				
10)	BANZIGER, BRYAN	17	MARIETTA, OH	:53.39	:53.07
	:25.53 :27.54				
11)	SUZZI, ANTHONY	17	NAPERVILLE, IL	:53.47	:53.08
	:25.73 :27.35				
12)	BROPHY, CHRIS	18	FAIRFIELD, CT	:53.50	:53.35
	:25.67 :27.68				
13)	LEISER, GRAEME	16	RALEIGH, NC	:53.90	:53.46
	:25.99 :27.47				
14)	SCHULTZ, JOSH	17	AURORA, IL	:53.89	:53.80
	:25.85 :27.95				
15)	GUIBORD, BRIAN	17	FAIRFIELD, OH	:53.75	:53.90
	:26.02 :27.88				
15)	SUGRUE, MIKE	16	ROCHESTER, MI	:53.89	:53.90
	:26.13 :27.77				
1)	THOMSON, MATTHEW	17	WAYNESBORD, VA	:51.86	
	:25.30 :26.56				
2)	KASCHIK, NICHOLAS	14	HOUSTON, TX	:52.13	
	:25.73 :26.40				
3)	PFARRER, BRIAN	18	SOMERSET HILL, NJ	:52.49	
	:25.48 :27.01				
4)	CROWDER, JASON	18	RALEIGH, NC	:52.60	
	:25.77 :26.83				
5)	CHAMPNEY, TIM	15	SARASOTA, FL	:52.73	
	:25.76 :26.97				
6)	OLSON, PJ	17	ROCHESTER, MI	:52.81	
	:25.77 :27.04				
7)	ZENYUH, JAMES	16	BLOOMSBURG, PA	:53.09	
	:25.75 :27.34				
8)	MCCOLLUM, JIM	17	HAMILTON, OH	:53.33	
	:25.98 :27.35				
9)	BANZIGER, BRYAN	17	MARIETTA, OH	:53.39	
	:25.66 :27.73				
10)	RICHARDS, LEE	17	WILMINGTON, NC	:53.41	
	:25.95 :27.46				
11)	SUZZI, ANTHONY	17	NAPERVILLE, IL	:53.47	
	:26.02 :27.45				
12)	BROPHY, CHRIS	18	FAIRFIELD, CT	:53.50	
	:26.27 :27.23				
13)	GUIBORD, BRIAN	17	FAIRFIELD, OH	:53.75	
	:25.77 :27.98				
14)	SCHULTZ, JOSH	17	AURORA, IL	:53.89	
	:26.24 :27.65				
14)	SUGRUE, MIKE	16	ROCHESTER, MI	:53.89	
	:26.17 :27.72				
16)	LEISER, GRAEME	16	RALEIGH, NC	:53.90	
	:26.32 :27.58				

( CONTINUED ON NEXT PAGE )

## EVENT: 14 BOY'S 100 YARDS BACKSTROKE

(CONTINUED)

17) BAUDER, DAN	17 FAIRFIELD, CT	:53.95	54) FISCHER, MICHAEL	17 RIDGEWOOD, NJ	:56.56
:25.83 :28.12			:27.63 :28.93		
18) SHELDEN, JOHN	18 BURLINGTON, NJ	:54.01	54) SLDAN, BRIAN	16 VINELAND, NJ	:56.56
:26.41 :27.60			:27.17 :29.39		
19) BARTZ, MICHAEL	15 FLUSHING, NY	:54.06	56) KOWATCH, RICKY	15 WAYNESBORO, VA	:56.59
:26.49 :27.57			:27.77 :28.82		
20) NELSON, DAVE	18 AURORA, IL	:54.18	57) KORITKOSKI, DAVE	15 N. MIDDLESEX, CT	:56.65
:26.15 :28.03			:27.25 :29.40		
21) BELL, JEFF	16 SPRINGFIELD, OH	:54.21	58) INGE, ALEX	17 LYNCHBURG, VA	:56.69
:26.32 :27.89			:27.35 :29.34		
22) PAWLICK, ADAM	16 BIRMINGHAM, MI	:54.22	59) CHURINS, JON	18 BATH, ME	:56.70
:26.35 :27.87			:27.86 :28.84		
23) DONNELLY, SCOTT	18 UP. MAIN LINE, PA	:54.26	59) FOSS, TODD	14 HOUSTON, TX	:56.70
:26.14 :28.12			:27.76 :28.94		
24) DELFAVERO, NIK	17 AUBURN, NY	:54.43	61) TOMJANDVICH, THEO	16 ROCKLAND, NY	:56.71
:26.38 :28.05			:27.90 :28.81		
25) KAMINSKI, JOCHEN	18 SPRINGFIELD, OH	:54.51	62) KENNEDY, JACK	16 HAMDEN, CT	:56.73
:26.81 :27.70			:27.57 :29.16		
26) ESPOSITO, JASON	18 SARASOTA, FL	:54.54	63) LIVEZEY, DARREN	14 FRANKLIN, PA	:56.74
:26.47 :28.07			:27.42 :29.32		
27) ELKO, BRIAN	14 LAKELAND HILL, NJ	:54.56	64) CAMPBELL, JIM	17 COLUMBUS, OH	:56.76
:25.94 :28.62			:27.26 :29.50		
28) REYNOLDS, MICHAEL	18 HOUSTON, TX	:54.59	65) HOGAN, SCOTT	17 COLLIER CTY, FL	:56.80
:26.55 :28.04			:27.38 :29.42		
29) WIDELL, ANDY	15 BELLEVUE, WA	:54.69	66) CRICHTON, WILLIAM	15 PARKERSBURG, WV	:56.82
:26.66 :28.03			:27.51 :29.31		
30) KACENGA, MATT	17 WILTON, CT	:54.72	67) DARIN, MIKE	15 WAYNESBORO, VA	:56.85
:26.83 :27.89			:27.36 :29.49		
31) DOEPKE, BEN	17 M. E. LYONS, OH	:54.79	68) TURNER, JASON	15 MIAMI COUNTY, OH	:56.87
:26.02 :28.77			:26.99 :29.88		
32) KENDALL, TODD	16 WESTFIELD, NJ	:54.86	69) HUTCHINS, MIKE	18 ASHTABULA, OH	:56.89
:26.85 :28.01			:27.29 :29.60		
33) STARR, GREG	18 M. E. LYONS, OH	:55.05	70) COLLETTE, JAY	15 WINSTON-SALEM, NC	:56.91
:26.37 :28.68			:27.52 :29.39		
34) SMITH, CLYDE	16 LYNCHBURG, VA	:55.08	71) DOHERTY, IAN	15 CAPE ANN, MA	:56.94
:26.73 :28.35			:27.44 :29.50		
35) EISENHOFFER, JUSTIN	16 READINGS, PA	:55.17	72) GOULDING, TIMOTHY	17 HOLYOKE, MA	:56.97
:26.94 :28.23			:27.72 :29.25		
36) PINTHER, PAUL	15 RED BANK, NJ	:55.37	73) LIPA, MIKE	14 SOMERSET HILL, NJ	:57.12
:27.07 :28.30			:27.72 :29.40		
37) MILLET, ANDY	16 YAKIMA, WA	:55.42	74) CRABTREE, JOHN	18 WASHINGTON, PA	:57.17
:26.99 :28.43			:27.37 :29.80		
38) BAUER, ANDY	18 SEVERNA PARK, MD	:55.66	75) MUSSMAN, GRANT	17 BLUE ASH, OH	:57.19
:27.00 :28.66			:28.15 :29.04		
39) FASKE, SHAWN	17 M. E. LYONS, OH	:55.69	76) REIGEL, SAM	17 BOYERTOWN, PA	:57.23
:26.87 :28.82			:28.05 :29.18		
40) VOELKER, RAY	18 CHESHIRE, CT	:55.71	77) RAMSTHALER, BRIAN	16 WESTFIELD, NJ	:57.25
:27.17 :28.54			:27.81 :29.44		
41) SEVERSON, CHRIS	16 CORTLAND, NY	:55.87	78) CREIGHTON, WILL	17 N. MIDDLESEX, CT	:57.27
:26.84 :29.03			:27.14 :30.13		
42) BELLAS, DAVE	17 ROCHESTER, MI	:55.96	79) BRAUN, MATTHEW	14 SOUTH OAKLAND, MI	:57.28
:26.65 :29.31			:27.65 :29.63		
43) CARUSO, STEPHEN	16 CAPE ANN, MA	:56.03	80) WEINHOLD, MARK	18 GREEN BAY, WI	:57.34
:27.31 :28.72			:27.74 :29.60		
44) COHEN, BRIAN	16 LAKELAND HILL, NJ	:56.24	81) SCHWENDINGER, GREG	15 SAN PEDRO, CA	:57.35
:27.54 :28.70			:27.59 :29.76		
44) WEISBURG, JEFF	16 CAPE ANN, MA	:56.24	81) FIGLAR, JASON	16 SUMMIT AREA, NJ	:57.35
:27.35 :28.89			:27.49 :29.86		
46) PALENSHUS, DIRK	17 MANSFIELD, OH	:56.27	83) TRENCZER, ROBERT	17 ROCKLAND, NY	:57.36
:26.93 :29.34			:27.87 :29.49		
46) STRAUSS, PETER	15 FLUSHING, NY	:56.27	84) IGNACIO, PHILLIP	14 SAN PEDRO, CA	:57.38
:27.39 :28.88			:27.55 :29.83		
48) MELILLO, BEN	17 G. NIPPERT, OH	:56.30	84) BECKLEY, CASEY	17 TWINBROOK, IL	:57.38
:27.34 :28.96			:27.52 :29.86		
49) WITTERDING, MARK	15 WILTON, CT	:56.37	86) MULDER, LUI	16 WAYNESBORO, VA	:57.41
:27.28 :29.09			:27.99 :29.42		
50) WINTER, JEFF	17 SOMERSET HILL, NJ	:56.46	87) KNAPP, TIM	16 CORRY, PA	:57.45
:27.12 :29.34			:27.51 :29.94		
51) SINGER, GREG	17 WILTON, CT	:56.48	87) KIDD, DAN	17 ERIE GLENWOOD, PA	:57.45
:27.88 :28.60			:27.57 :29.88		
51) KLINEFELTER, SETH	16 HARRISBURG E, PA	:56.48	89) ANDERSON, RONALD	16 CONCORD, NH	:57.50
:28.14 :28.34			:28.19 :29.31		
53) CHEN, JEFFREY	16 HUNTINGTON, NY	:56.50	89) DENEAL, DUSTIN	16 MCKINLEY, IL	:57.50
:27.28 :29.22			:28.03 :29.47		

( CONTINUED ON NEXT PAGE )

EVENT: 14 BOY'S 100 YARDS BACKSTROKE

(CONTINUED)

91) LUCEY, BRIAN	15	CONCORD, NH	:57.53	115) ROBBINS, BRETT	16	KALAMAZOO, MI	:58.32
:28.11 :29.42				:27.83 :30.49			
92) MOELLER, DENNIS	16	TRI-CITY, KY	:57.56	118) FENWICK, SCOTT	18	TOMS RIVER, NJ	:58.33
:28.08 :29.48				:28.50 :29.83			
93) WILLBRAND, MICHAEL	16	HAMILTON, OH	:57.61	119) LUEY, JOSH	17	POTTSTOWN, PA	:58.43
:28.27 :29.34				:28.24 :30.19			
94) CULLINAN, KEVIN	15	FAIRFIELD, CT	:57.63	120) PARSON, PAUL	17	FARGO, ND	:58.47
:28.14 :29.49				:27.85 :30.62			
95) KARMIDL, MICHAEL	15	SUMMIT AREA, NJ	:57.73	121) ANSELD, MICHAEL	18	NEW CASTLE, PA	:58.48
:27.55 :30.18				:28.25 :30.23			
95) UKEN, DON	17	SOMERSET V, NJ	:57.73	122) PIERCE, JAMES	16	WEST BRANCH, PA	:58.52
:27.68 :30.05				:28.30 :30.22			
97) SNYDER, ASHLEY	14	CHAR' VILLE, VA	:57.75	123) SNOOK, ERIC	15	HARRISBURG E, PA	:58.57
:28.28 :29.47				:28.31 :30.26			
98) BALZER, SCOTT	17	ST. AUGUSTINE, FL	:57.77	124) SEWELL, DARREN	18	TRUMBULL CTY, OH	:58.58
:28.00 :29.77				:28.29 :30.29			
99) NOBACK, CHARLES	17	ELGIN, IL	:57.91	124) MCGILLEN, BRIAN	15	NEWARK, DE	:58.58
:27.80 :30.11				:28.39 :30.19			
100) CORSELLO, ED	16	NEW CANAAN, CT	:57.93	126) LINDGREN, JOHN	17	PALISADES, CA	:58.76
:28.29 :29.64				:28.01 :30.75			
101) LINDMARK, JACOB	16	BEVERLY, MA	:57.94	127) SATTTERLY, NEAL	15	FRANKFORT, KY	:58.79
:28.04 :29.90				:28.91 :29.88			
102) SANDER, JEFF	16	G. NIPPERT, OH	:57.99	128) BITTENBENDER, ERIC	16	PETERSBURG, VA	:58.88
:28.26 :29.73				:28.17 :30.71			
103) BARD, CHUCK	15	SOMERSET HILL, NJ	:58.05	129) KORITKOSKI, JOHN	17	N. MIDDLESEX, CT	:58.99
:28.35 :29.70				:27.77 :31.22			
104) PHILLIPSON, TJ	15	HAGERSTOWN, MD	:58.07	130) MCATT, GREG	15	YOUNGSTOWN, OH	:59.04
:28.02 :30.05				:28.55 :30.49			
105) MILLER, ROBERT	16	HAMILTON, NJ	:58.10	131) O'CONNELL, DAN	16	BAY VIEW, NY	:59.29
:28.51 :29.59				:27.79 :31.50			
106) FERGUSON, ANDREW	13	LAKELAND HILL, NJ	:58.11	132) HERSHOCK, MATT	17	LANCASTER, PA	:59.43
:28.04 :30.07				:28.66 :30.77			
107) MCCANN, TIM	15	NORTH CANTON, OH	:58.14	133) BARTH, MIKE	18	BISMARCK, ND	:59.48
:27.91 :30.23				:28.94 :30.54			
108) MCGAVRAN, DAVE	17	CHESHIRE, CT	:58.15	134) FINUCANE, BRIAN	15	ROANOKE, VA	:59.50
:28.11 :30.04				:29.22 :30.28			
109) JANSSEN, BRAD	16	G. NIPPERT, OH	:58.17	135) BOHNERT, KURT	16	BAY CITY, MI	1:00.06
:28.31 :29.86				:28.77 :31.29			
110) SCANLON, BRENDAN	15	RIDGEWOOD, NJ	:58.19	136) FISCHER, MATT	16	ANN ARBOR, MI	1:00.09
:28.28 :29.91				:28.29 :31.80			
111) MARSHALL, ANDY	15	SPARTANBURG, SC	:58.24	137) ROBERTS, PATRICK	15	CARLISLE, PA	1:00.92
:28.25 :29.99				:29.08 :31.84			
112) MISHKIN, JON	17	NEW CANAAN, CT	:58.29	138) CLEMENS, JEFF	17	ROME, NY	1:01.21
:28.34 :29.95				:28.47 :32.74			
113) LAYDA, BLAKE	16	YOUNGSTOWN, OH	:58.30	MICHAELS, TONY	18	ELYRIA, OH	DISQUAL
:28.08 :30.22				DISQUAL			
114) SCHELL, MIKE	17	PHOENIXVILLE, PA	:58.31	CASEY, PATRICK	16	BATTLE CREEK, MI	DISQUAL
:27.98 :30.33				:27.77 DISQUAL			
115) ABRAMS, CHRIS	16	WESTFIELD, NJ	:58.32	STOVEKEN, ERIC	18	RIDGEWOOD, NJ	DISQUAL
:28.58 :29.74				:27.80 DISQUAL			
115) HILGENFELD, BRAD	16	COUNTRYSIDE, OH	:58.32				
:28.72 :29.60							

EVENT: 15 GIRL'S 200 YARDS BREASTSTROKE  
 NATIONAL RECORD 2:13.95 RACHEL GUSTIN M. E. LYONS, OH  
 QUALIFYING FOR NATIONALS 2:34.89

\*\*\*\*\*  
 1992

APRIL 6, 1993 \*\*\*\*\*

PLACE	NAME	YEAR	TEAM	TRIALS	FINAL
CHAMPIONSHIP FINAL					
1)	GUSTIN, RACHEL	17	M. E. LYONS, OH	2:20.91	2:17.13
	:30.62 :34.49		:35.53 :36.49		
2)	MORIARTY, JENNIFER	16	HOUSTON, TX	2:18.94	2:17.59
	:31.60 :34.82		:35.57 :35.60		
3)	SUTTON, ADRIENNE	14	SALEM COUNTY, NJ	2:24.10	2:20.49
	:31.77 :36.00		:36.00 :36.72		
4)	BUCKLEY, EMILY	18	UP. MAIN LINE, PA	2:24.33	2:22.13
	:31.84 :35.97		:36.93 :37.39		
5)	OLSON, MELISSA	14	HUNTINGTON, WV	2:23.38	2:23.11
	:32.43 :36.09		:36.87 :37.72		
6)	HERRICK, SUSAN	16	CAPE ANN, MA	2:23.41	2:23.44
	:32.33 :36.04		:37.18 :37.89		
7)	ANDERSON, CARRIE	15	UP. MAIN LINE, PA	2:23.59	2:23.70
	:32.84 :36.18		:37.54 :37.14		
8)	ARMITAGE, KATHERYN	14	HAMDEN, CT	2:24.12	2:24.20
	:33.18 :36.53		:37.17 :37.32		

( CONTINUED ON NEXT PAGE )

## CONSOLATION FINAL

9) OSWALD, VALERIE	14 WAYNESBORO, VA	2:24.54	2:22.69
:32.10 :36.18	:37.76 :36.65		
10) MILLER, CORI	18 GLENDALE, CA	2:24.88	2:23.72
:33.50 :36.23	:36.74 :37.25		
11) LAURICH, MISTY	16 AURORA, IL	2:26.69	2:24.62
:31.97 :36.10	:37.57 :38.98		
12) SUDDARTH, SHANNON	14 TOPEKA, KS	2:26.20	2:25.13
:33.23 :37.14	:37.69 :37.07		
13) WARNER, ERIN	16 KETTERING, OH	2:25.04	2:25.38
:32.21 :36.80	:37.98 :38.39		
14) FRIEND, JENNIFER	18 RIDGEWOOD, NJ	2:26.56	2:25.53
:32.84 :36.36	:37.58 :38.75		
15) JUNG, ALISON	15 READING, PA	2:25.96	2:26.09
:32.45 :36.78	:38.16 :38.70		
16) BRYM, MICHELLE	16 MOUNT VERNON, OH	2:25.58	2:26.15
:32.77 :36.94	:37.49 :38.95		
1) MORIARTY, JENNIFER	16 HOUSTON, TX	2:18.94	
:30.80 :34.73	:36.30 :37.11		
2) GUSTIN, RACHEL	17 M. E. LYONS, OH	2:20.91	
:32.04 :34.99	:36.14 :37.74		
3) OLSON, MELISSA	14 HUNTINGTON, WV	2:23.38	
:32.43 :36.18	:37.06 :37.71		
4) HERRICK, SUSAN	16 CAPE ANN, MA	2:23.41	
:32.39 :36.32	:36.97 :37.73		
5) ANDERSON, CARRIE	15 UP. MAIN LINE, PA	2:23.59	
:32.55 :35.94	:37.58 :37.52		
6) SUTTON, ADRIENNE	14 SALEM COUNTY, NJ	2:24.10	
:31.71 :36.85	:37.86 :37.68		
7) ARMITAGE, KATHERYN	14 HAMDEN, CT	2:24.12	
:32.60 :35.97	:37.58 :37.97		
8) BUCKLEY, EMILY	18 UP. MAIN LINE, PA	2:24.33	
:32.57 :36.39	:37.45 :37.92		
9) OSWALD, VALERIE	14 WAYNESBORO, VA	2:24.54	
:32.33 :36.77	:37.97 :37.47		
10) MILLER, CORI	18 GLENDALE, CA	2:24.88	
:33.22 :36.96	:37.38 :37.32		
11) WARNER, ERIN	16 KETTERING, OH	2:25.04	
:32.01 :36.55	:37.79 :38.69		
12) BRYM, MICHELLE	16 MOUNT VERNON, OH	2:25.58	
:32.94 :36.41	:37.68 :38.55		
13) JUNG, ALISON	15 READING, PA	2:25.96	
:32.39 :36.26	:37.86 :39.45		
14) SUDDARTH, SHANNON	14 TOPEKA, KS	2:26.20	
:33.31 :37.57	:37.99 :37.33		
15) FRIEND, JENNIFER	18 RIDGEWOOD, NJ	2:26.56	
:33.08 :36.65	:37.76 :39.07		
16) LAURICH, MISTY	16 AURORA, IL	2:26.69	
:32.50 :36.75	:38.18 :39.26		
17) STEPHENS, SARAH	16 MCKINLEY, IL	2:26.96	
:32.83 :36.66	:38.30 :39.17		
18) BAIR, KINSEY	15 HAMDEN, CT	2:27.06	
:33.19 :36.93	:38.22 :38.72		
19) DUNLEAVEY, AMY	17 WILTON, CT	2:27.14	
:33.06 :37.10	:38.33 :38.65		
20) SCHLIPF, KRISTIN	15 READING, PA	2:27.61	
:32.74 :36.89	:38.58 :39.40		
21) LOHMAN, LIBBIE	15 FORT WAYNE, IN	2:27.69	
:32.46 :37.41	:38.85 :38.97		
22) O'NEAL, SHANNON	15 HOUSTON, TX	2:27.86	
:33.84 :37.65	:37.84 :38.53		
23) SALENSKI, SARAH	16 FLINT, MI	2:27.87	
:32.72 :37.13	:39.44 :38.58		
24) EIDE, LESLIE	14 HOUSTON, TX	2:27.98	
:34.22 :37.55	:37.72 :38.49		
24) ABBEY, JENNIFER	14 GLENDALE, CA	2:27.98	
:33.71 :37.09	:38.30 :38.88		
26) MUSK, AMY	17 SEVERNA PARK, MD	2:28.15	
:33.15 :37.97	:38.42 :38.61		
27) GRAHAM, JULIE	16 COUNTRYSIDE, OH	2:28.30	
:32.52 :37.63	:38.52 :39.63		
28) TOPOLSKI, MAGGIE	15 ELKHART, IN	2:28.37	
:33.18 :37.60	:38.81 :38.78		
29) KOWAL, KRISTY	14 READING, PA	2:28.40	
:31.85 :37.05	:39.45 :40.05		
30) FALK, MANDI	17 ROCHESTER, MI	2:28.46	
:32.47 :36.53	:38.74 :40.72		
31) MIERS, JENNY	16 NAPERVILLE, IL	2:28.58	
:32.42 :37.36	:39.16 :39.64		
32) SENIOR, MEGAN	14 STATE COLLEGE, PA	2:28.60	
:33.48 :37.74	:38.68 :38.70		
33) BRENNER, SARA	16 BIRMINGHAM, MI	2:28.80	
:33.28 :37.28	:38.89 :39.35		
34) ROMANAC, COURTNEY	14 WAYNESBORO, VA	2:29.15	
:33.30 :37.61	:38.84 :39.40		
35) RANCK, KELLY	15 BLOOMSBURG, PA	2:29.16	
:33.46 :37.66	:38.63 :39.41		
36) BURGGRAF, SARA	13 GRAND RAPIDS, MI	2:29.20	
:32.90 :37.38	:39.30 :39.62		
37) ERNST, EMILY	12 BIRMINGHAM, MI	2:29.25	
:33.28 :37.24	:38.92 :39.81		
38) BLAKEMORE, JESSICA	17 NORTH CANTON, OH	2:29.34	
:33.95 :38.04	:38.94 :38.41		
39) LANCASTER, JULIET	17 GLOUCESTER, NJ	2:29.37	
:31.64 :36.57	:39.65 :41.51		
40) SZUMERA, KRISTEN	14 RED BANK, NJ	2:29.41	
:33.57 :37.47	:39.24 :39.13		
41) MULLEY, SIOBHAN	17 SOMERSET HILL, NJ	2:29.48	
:33.43 :37.60	:38.59 :39.86		
42) O'GORMAN, ERIN	17 TRI-CITY, KY	2:29.50	
:33.54 :37.96	:38.95 :39.05		
43) PARSONS, ANNE	14 SPRINGFIELD, OH	2:29.76	
:32.98 :37.69	:39.62 :39.47		
44) KELL, ALLISON	14 FRANKFORT, KY	2:29.82	
:33.13 :37.33	:39.09 :40.27		
45) BROPHY, CORINNE	15 FAIRFIELD, CT	2:29.91	
:33.45 :37.24	:38.85 :40.37		
45) REED, CINDY	17 CASS COUNTY, IN	2:29.91	
:33.84 :38.57	:38.31 :39.19		
47) LEEHIVE, KARA	14 SOMERSET HILL, NJ	2:29.99	
:33.08 :37.61	:39.67 :39.63		
48) ANDERSON, ERIN	14 WESTPORT, CT	2:30.16	
:33.82 :37.82	:39.23 :39.29		
49) WALTERS, AMY	16 SARASOTA, FL	2:30.38	
:33.45 :37.53	:39.19 :40.21		
50) GRIFFIS, MEGAN	13 DARIEN, CT	2:30.46	
:33.74 :37.72	:39.34 :39.66		
51) JACKSON, KIM	14 GLENS FALLS, NY	2:30.53	
:33.77 :38.24	:39.51 :39.01		
52) RAMLINGS, BLAKELY	14 PETERSBURG, VA	2:30.70	
:33.59 :37.87	:39.17 :40.07		
53) STRETCHER, SUSAN	17 SPARTANBURG, SC	2:30.76	
:33.35 :37.62	:39.21 :40.58		
54) SMITH, ERIKA	17 ANN ARBOR, MI	2:31.03	
:33.82 :37.79	:39.05 :40.37		
55) TOTH, STEPHANIE	15 BLUE ASH, OH	2:31.09	
:33.53 :37.89	:39.53 :40.14		
56) CHUNG, JESSICA	13 BIRMINGHAM, MI	2:31.10	
:32.86 :37.32	:39.23 :41.69		

( CONTINUED ON NEXT PAGE )

## EVENT: 15 GIRL'S 200 YARDS BREASTSTROKE

(CONTINUED)

57)	KLINE, BRITTANY	15 LAKE REGION, IL	2:31.21	88)	HUNCHAR, EMILY	13 BLOOMSBURG, PA	2:35.04
	:31.89 :37.01	:40.94 :41.37			:35.17 :39.16	:40.04 :40.67	
58)	BRENNAN, JEAN	18 SOMERSET V, NJ	2:31.29	89)	UNGERER, SANDRA	16 ROANOKE, VA	2:35.10
	:33.84 :37.59	:39.60 :40.26			:34.55 :38.46	:40.97 :41.12	
59)	ROSE, KAYLA	16 YAKIMA, WA	2:31.38	90)	LATOURELLE, KRISTIN	14 HAVERHILL, MA	2:35.22
	:33.70 :38.45	:39.84 :39.39			:35.50 :39.18	:40.30 :40.24	
60)	LENNOX, MEGHAN	16 ROCHESTER, MI	2:31.39	91)	AMBUEHL, AMY	15 MORRIS CENTER, NJ	2:35.36
	:33.80 :38.25	:39.07 :40.27			:33.51 :38.46	:40.99 :42.40	
61)	MILLS, COURTNEY	14 RIDGEWOOD, NJ	2:31.47	92)	CARDENAS, MARINA	18 YAKIMA, WA	2:35.39
	:33.32 :38.55	:39.70 :39.90			:33.12 :38.35	:40.96 :42.96	
62)	LOWE, ANGELA	16 ROCHESTER, MI	2:31.65	93)	STARLING, BETH	13 WOOSTER, OH	2:35.88
	:34.18 :37.93	:39.31 :40.23			:36.21 :40.41	:39.94 :39.32	
63)	GILBERT, KRISTEN	18 BOYERTOWN, PA	2:31.78	94)	PIERCE, ELIZABETH	14 BISMARCK, ND	2:35.93
	:34.46 :38.55	:38.96 :39.81			:35.13 :38.99	:40.99 :40.82	
64)	CRAIGEN, LAURIE	15 BEVERLY, MA	2:31.79	95)	KOSTOPOULOS, ALEXIS	13 BEVERLY, MA	2:36.05
	:34.05 :38.04	:39.59 :40.11			:34.24 :39.36	:41.08 :41.37	
65)	CULLINAN, JEANNA	17 RALEIGH, NC	2:31.81	96)	FEY, ELIZABETH	15 WESTPORT, CT	2:36.34
	:35.05 :38.31	:39.25 :39.20			:35.44 :39.45	:40.33 :41.12	
66)	RAINES, HEATHER	14 HUNTINGTON, WV	2:32.16	97)	BUTLER, HOLLIE	14 GOLDSBORO, NC	2:36.37
	:34.87 :38.35	:39.36 :39.58			:35.08 :39.54	:40.62 :41.13	
67)	ECKMAN, KATE	15 M. E. LYONS, OH	2:32.42	98)	HARRIS, DARLAN	14 WEST SIDE, NY	2:37.29
	:35.04 :38.37	:39.37 :39.64			:34.84 :40.19	:41.27 :40.99	
68)	ROARK, TARA	14 NW DUPAGE, IL	2:32.55	99)	KELLEY, ERIN	15 OAK PARK, IL	2:37.64
	:34.14 :38.33	:39.88 :40.20			:33.26 :39.30	:41.55 :43.53	
69)	MCGLOTHLIN, MALIA	16 M. E. LYONS, OH	2:32.64	100)	STEVENS, KATY	16 NAPERVILLE, IL	2:37.78
	:36.33 :38.26	:38.64 :39.41			:34.48 :39.45	:41.83 :42.02	
70)	WARNINGER, AMY	16 YAKIMA, WA	2:32.66	101)	GARDNER, KATIE	13 BLOOMSBURG, PA	2:38.04
	:33.99 :38.42	:39.99 :40.26			:34.36 :39.65	:41.73 :42.30	
71)	KOWALCZYK, TANYA	17 STATE COLLEGE, PA	2:32.78	102)	SHAW, KERRY	15 SAN PEDRO, CA	2:38.08
	:34.51 :38.68	:39.21 :40.38			:34.77 :39.94	:41.18 :42.19	
72)	SANDELL, JACKIE	14 LAKE REGION, IL	2:32.93	103)	PETERS, CORINA	16 ROCHESTER, MI	2:38.55
	:34.69 :39.03	:40.82 :38.39			:34.70 :39.18	:41.66 :43.01	
73)	GRIFFIN, MELISSA	16 PETERSBURG, VA	2:32.96	104)	WEBER, JILL	17 FRANKLIN, PA	2:38.82
	:34.87 :38.42	:39.53 :40.14			:35.41 :39.75	:41.27 :42.39	
74)	MCMILLAN, KATE	15 LAKE REGION, IL	2:33.01	105)	RICHARDS, RACHEL	15 SAN PEDRO, CA	2:38.91
	:32.14 :37.54	:40.94 :42.39			:35.52 :39.43	:41.23 :42.73	
75)	CHIN, JULIET	16 RED BANK, NJ	2:33.06	106)	LLOYD, KATE	13 KETTERING, OH	2:39.05
	:33.58 :37.39	:40.09 :42.00			:35.25 :39.75	:41.77 :42.28	
76)	O'CONNOR, CHRISTIE	16 RIDGEWOOD, NJ	2:33.12	107)	WILLIAMS, MEGAN	15 BOISE, ID	2:39.41
	:34.94 :39.12	:39.32 :39.74			:35.21 :40.53	:41.74 :41.93	
77)	BIDOCZKA, TANYA	17 ROCHESTER, MI	2:33.19	108)	JACKSON, MEREDITH	13 HAMDEN, CT	2:39.55
	:34.27 :38.79	:39.81 :40.32			:35.97 :39.87	:41.41 :42.30	
78)	VOORHEES, LAURA	15 RED BANK, NJ	2:33.26	109)	THOMBLY, BETH	13 RAMWAY, NJ	2:39.95
	:33.96 :38.28	:39.87 :41.15			:35.70 :40.58	:42.24 :41.43	
79)	LAUGHNA, JENNY	16 UP, PENINSULA, MI	2:33.36	110)	SANTILLA, GAYLENE	15 UP, MONTGOMERY, MD	2:40.32
	:33.62 :38.83	:40.23 :40.68			:36.10 :40.95	:41.25 :42.02	
80)	VANWALLEGHEN, EMILY	15 MCKINLEY, IL	2:33.40	111)	ZIRKEL, LESLIE	17 RALEIGH, NC	2:43.08
	:35.52 :38.72	:39.37 :39.79			:35.01 :40.32	:43.26 :44.49	
81)	KRABBE, ALICIA	16 G. NIPPERT, OH	2:33.42	112)	LATEVLERE, SARAH	15 MONTGOMERY, AL	2:47.81
	:33.97 :38.59	:40.39 :40.47			:36.15 :41.42	:44.98 :45.26	
82)	MCNEAL, CHRISTY	18 COUNTRYSIDE, OH	2:33.50		GAMBILL, LINDSEY	13 ROCHESTER, MI	DISQUAL
	:34.52 :38.25	:39.96 :40.77			:34.74 :38.42	:40.34 DISQUAL	
83)	HARVEY, NANCY	16 BIRMINGHAM, MI	2:33.63		CARVER, KATIE	14 FAIRLANE, MI	DISQUAL
	:34.82 :38.86	:39.60 :40.35			:35.58 :39.27	:39.98 DISQUAL	
84)	MCBRIDE, KRISTIN	14 MCKINLEY, IL	2:33.87		EZELL, RENEE	18 DAYTONA BEACH, FL	DISQUAL
	:33.92 :38.15	:39.86 :41.94				DISQUAL	
85)	PIZZELLO, ELIZABETH	13 BEVERLY, MA	2:33.98		MURPHY, ALISON	17 NEW CANAAN, CT	DISQUAL
	:34.56 :38.70	:40.09 :40.63			:33.74 :37.75	:39.11 DISQUAL	
86)	SULLIVAN, BEVIN	15 CEN. CHESTER, PA	2:34.41		ROEDERSHEIMER, BECCA	16 G. NIPPERT, OH	DISQUAL
	:34.69 :38.64	:40.52 :40.56			:33.52 :37.38	:38.48 DISQUAL	
87)	BARGARELLA, CECELIA	14 HUNTINGTON, WV	2:34.78				
	:34.86 :38.57	:40.36 :40.97					

( CONTINUED ON NEXT PAGE )

EVENT : 16 BOY'S 200 YARDS BREASTSTROKE \*\*\*\*\*  
 NATIONAL RECORD 1:58.43 MARTY HUBBELL COUNTRYSIDE, OH 1992  
 QUALIFYING FOR NATIONALS 2:19.19 APRIL 6, 1993 \*\*\*\*\*

PLACE	NAME	YEAR	TEAM	TRIALS	FINAL
<b>CHAMPIONSHIP FINAL</b>					
1)	LINN, JEREMY	17	HARRISBURG E, PA	2:05.26	2:04.25
	:26.57 :31.08		:32.08 :33.72		
2)	TROY, SCOTT	17	READING, PA	2:06.01	2:04.37
	:28.25 :31.82		:32.01 :32.29		
3)	BLACK, ALEX	18	WINSTON-SALEM, NC	2:09.24	2:07.37
	:28.09 :31.83		:33.36 :34.09		
4)	LEE, KRISTIAN	14	SCHROEDER, WI	2:07.83	2:08.51
	:28.59 :32.36		:33.14 :34.42		
5)	MILEWSKI, SCOTT	18	WHATCOM, WA	2:08.36	2:08.60
	:28.36 :32.55		:33.50 :34.19		
6)	ROSENTHAL, JEREMY	18	HAMDEN, CT	2:08.00	2:08.65
	:28.73 :32.48		:33.35 :34.09		
7)	CAMPEA, SCOTT	18	HUNTINGTON, NY	2:07.36	2:08.95
	:28.74 :32.17		:33.53 :34.51		
8)	WELLMAN, AARON	17	HUNTINGTON, WV	2:08.71	2:09.33
	:28.58 :31.98		:33.67 :35.10		
<b>CONSOLATION FINAL</b>					
9)	MONTGOMERY, JONAH	17	FLUSHING, NY	2:10.39	2:07.86
	:29.27 :32.36		:32.92 :33.31		
10)	ROBINSON, ANTHONY	13	HOUSTON, TX	2:09.36	2:09.02
	:29.63 :33.39		:33.21 :32.79		
11)	HASSETT, ROBERT	17	SOMERSET HILL, NJ	2:09.75	2:09.29
	:29.70 :32.69		:32.47 :34.43		
12)	BRUESCH, JOHN	15	NW DUPAGE, IL	2:10.45	2:09.93
	:28.69 :32.79		:33.83 :34.62		
13)	MIKSA, DAVIDE	17	M. E. LYONS, OH	2:10.28	2:10.06
	:29.11 :32.13		:33.48 :35.34		
14)	TENNYSON, CHRIS	15	BIRMINGHAM, MI	2:09.73	2:11.12
	:28.66 :33.03		:35.04 :34.39		
15)	BAKER, DAVID	17	HOUSTON, TX	2:10.20	2:11.46
	:30.29 :33.56		:33.54 :34.07		
16)	DEERING, TODD	16	SARASOTA, FL	2:10.42	2:13.49
	:29.96 :34.24		:34.18 :35.11		
1)	LINN, JEREMY	17	HARRISBURG E, PA	2:05.26	2:11.31
	:26.90 :31.45		:32.76 :34.15		
2)	TROY, SCOTT	17	READING, PA	2:06.01	2:11.57
	:28.05 :32.15		:32.60 :33.21		
3)	CAMPEA, SCOTT	18	HUNTINGTON, NY	2:07.36	2:11.95
	:28.81 :31.94		:32.76 :33.85		
4)	LEE, KRISTIAN	14	SCHROEDER, WI	2:07.83	2:12.09
	:28.73 :32.00		:32.59 :33.71		
5)	ROSENTHAL, JEREMY	18	HAMDEN, CT	2:08.00	2:12.12
	:28.54 :32.17		:33.19 :34.18		
6)	MILEWSKI, SCOTT	18	WHATCOM, WA	2:08.36	2:12.16
	:28.25 :32.24		:33.50 :34.37		
7)	WELLMAN, AARON	17	HUNTINGTON, WV	2:08.71	2:12.30
	:28.82 :32.10		:33.19 :34.60		
8)	BLACK, ALEX	18	WINSTON-SALEM, NC	2:09.24	2:12.46
	:28.89 :32.75		:33.40 :34.20		
9)	ROBINSON, ANTHONY	13	HOUSTON, TX	2:09.36	2:12.58
	:28.46 :32.37		:33.90 :34.63		
10)	TENNYSON, CHRIS	15	BIRMINGHAM, MI	2:09.73	2:12.65
	:29.83 :32.95		:34.40 :33.35		
11)	HASSETT, ROBERT	17	SOMERSET HILL, NJ	2:09.75	2:12.68
	:29.44 :32.73		:33.24 :34.34		
12)	BAKER, DAVID	17	HOUSTON, TX	2:10.20	2:13.19
	:29.91 :33.09		:33.69 :33.51		
13)	MIKSA, DAVIDE	17	M. E. LYONS, OH	2:10.28	2:13.52
	:29.55 :32.50		:33.14 :35.09		
14)	MONTGOMERY, JONAH	17	FLUSHING, NY	2:10.39	2:13.55
	:28.64 :32.50		:34.11 :35.14		
15)	DEERING, TODD	16	SARASOTA, FL	2:10.42	2:13.80
	:29.12 :33.07		:33.76 :34.47		
16)	BRUESCH, JOHN	15	NW DUPAGE, IL	2:10.45	2:13.80
	:28.28 :32.20		:34.07 :35.90		
17)	BOARDMAN, DAVID	16	LAKELAND HILL, NJ	2:10.54	2:13.83
	:27.98 :32.40		:34.25 :35.91		
18)	RODHOLM, DAVID	17	HOUSTON, TX	2:11.31	2:13.80
	:29.09 :32.30		:34.13 :35.79		
19)	DAVIS, TOM	16	WILTON, CT	2:11.57	2:13.80
	:29.07 :32.77		:34.36 :35.37		
20)	BILSTEIN, EMIL	17	TOPEKA, KS	2:11.95	2:13.80
	:28.96 :33.74		:34.20 :35.05		
21)	FLOMERS, TRAVIS	17	YAKIMA, WA	2:12.09	2:13.80
	:28.80 :33.26		:34.62 :35.41		
22)	MCHUGH, KEVIN	17	RED BANK, NJ	2:12.12	2:13.80
	:28.36 :34.08		:34.52 :35.16		
23)	YATES, KURT	17	M. E. LYONS, OH	2:12.16	2:13.80
	:29.32 :33.51		:34.17 :35.16		
24)	MURPHY, BRIAN	17	NAPERVILLE, IL	2:12.30	2:13.80
	:29.16 :33.74		:34.76 :34.64		
25)	CLARK, GRANT	14	UP. MAIN LINE, PA	2:12.46	2:13.80
	:29.90 :33.31		:35.05 :34.20		
26)	ZULEGAR, CHAD	17	WINSTON-SALEM, NC	2:12.58	2:13.80
	:30.13 :34.33		:34.29 :33.83		
27)	GUSTIN, WES	17	HOUSTON, TX	2:12.65	2:13.80
	:29.76 :33.44		:34.21 :35.24		
28)	HOUSTON, MARK	16	KETTERINGS, OH	2:12.68	2:13.80
	:28.39 :33.83		:34.86 :36.40		
29)	ARTIS, BRAD	17	NAPERVILLE, IL	2:13.19	2:13.80
	:29.81 :33.46		:35.06 :34.86		
30)	MARSH, BRIAN	15	ROANOKE, VA	2:13.52	2:13.80
	:29.92 :33.24		:34.33 :36.03		
31)	IGNACIO, PATRICK	15	SAN PEDRO, CA	2:13.55	2:13.80
	:29.92 :33.65		:34.58 :35.40		
32)	CORNISH, DOUG	15	HARRISBURG E, PA	2:13.80	2:13.80
	:29.20 :33.50		:35.33 :35.77		
32)	NAGEL, JASON	15	AURORA, IL	2:13.80	2:13.80
	:29.40 :33.35		:35.23 :35.82		
34)	CARTLIDGE, BRENDAN	18	HAMILTON, NJ	2:13.83	2:13.80
	:29.16 :33.65		:35.10 :35.92		

( CONTINUED ON NEXT PAGE )

## EVENT: 16 BOY'S 200 YARDS BREASTSTROKE

(CONTINUED)

35) SCHINDLER, JAY	16 FARGO, ND	2:14.00	68) GOLDSTEIN, ERIC	14 UP. MONTGOMERY, MD	2:18.60
:28.94 :33.81	:35.32 :35.93		:30.47 :34.51	:35.85 :37.77	
36) STRATTON, JEFF	17 BOISE, ID	2:14.02	69) JEFFERS, MATT	14 BUTLER, PA	2:18.63
:29.65 :32.81	:35.00 :36.56		:30.57 :34.37	:36.31 :37.38	
37) DIAZ, BRIAN	16 ROCHESTER, MI	2:14.19	70) RUSSELL, DAN	14 LAKE LAND HILL, NJ	2:18.72
:30.05 :33.80	:34.43 :35.91		:29.47 :34.40	:37.25 :37.60	
38) ROSS, IAN	18 M. E. LYONS, OH	2:14.22	71) REVERS, MIKE	15 NAPERVILLE, IL	2:18.76
:30.14 :33.10	:34.84 :36.14		:30.45 :35.68	:36.66 :35.97	
39) HOELLER, DAN	16 CHAR' VILLE, VA	2:14.23	72) DANSBY, ADAM	16 ROANOKE, VA	2:18.80
:29.98 :34.04	:34.92 :35.29		:30.24 :34.67	:36.55 :37.34	
40) KING, GREG	19 LYNCHBURG, VA	2:15.03	73) UMBACH, MARK	16 PHOENIXVILLE, PA	2:19.09
:29.84 :33.71	:34.91 :36.57		:31.50 :34.83	:36.24 :36.52	
41) PADUA, FRANCISCO	14 HOUSTON, TX	2:15.06	74) PANIGUTTI, TONY	17 WILTON, CT	2:19.44
:30.16 :34.19	:35.41 :35.30		:30.94 :34.74	:37.00 :36.76	
42) CAPPS, TIM	16 CHAR' VILLE, VA	2:15.14	75) KOZLOWSKI, MARK	18 NAPERVILLE, IL	2:19.54
:30.52 :34.05	:35.04 :35.53		:29.65 :35.71	:36.89 :37.29	
43) HOGUE, SAMUEL	16 KETTERING, OH	2:15.17	76) BULTENA, DAVID	17 LYNCHBURG, VA	2:19.59
:29.83 :33.66	:35.11 :36.55		:30.44 :34.13	:36.52 :38.50	
44) D'ANNA, CHRIS	16 LAKE LAND HILL, NJ	2:15.70	77) HOELLER, DAVID	14 CHAR' VILLE, VA	2:19.73
:31.00 :34.37	:34.78 :35.55		:30.89 :34.29	:36.39 :38.16	
45) ROWAN, ERIC	16 ROCHESTER, MI	2:15.99	78) CAREY, PETE	15 FRANKFORT, KY	2:19.75
:30.70 :35.05	:34.72 :35.52		:30.65 :34.93	:36.73 :37.44	
46) MITCHELL, HEATH	15 BEAVERCREEK, OH	2:16.38	79) KNOBLAUCH, CHRIS	17 FORT WAYNE, IN	2:19.80
:30.35 :34.57	:35.83 :35.55		:30.67 :34.59	:36.54 :38.00	
47) HOUP, MATT	15 KETTERING, OH	2:16.48	80) STANGER, JASON	18 ROANOKE, VA	2:19.84
:28.62 :33.15	:36.21 :38.50		:31.12 :35.27	:36.43 :37.02	
48) MCLEOD, MATHEW	15 ROANOKE, VA	2:16.61	81) HOLTER, JON	17 G. NIPPERT, OH	2:19.86
:29.43 :33.89	:36.01 :37.28		:30.67 :35.23	:36.86 :37.10	
49) HORTON, ALLEN	18 CEN. CHESTER, PA	2:16.67	82) STRATTON, RYAN	15 BOISE, ID	2:20.09
:29.88 :34.37	:35.59 :36.83		:31.72 :35.37	:36.37 :36.63	
50) PYLE, DANNY	13 RAPPAPANNOCK, VA	2:16.77	83) JOHNSON, KARL	16 MADISON WEST, WI	2:20.41
:30.34 :34.69	:35.88 :35.86		:29.62 :34.58	:37.29 :38.92	
51) ALBRIGHT, MIKE	17 WINSTON-SALEM, NC	2:16.80	84) DEW, ROB	17 G. NIPPERT, OH	2:20.55
:29.76 :34.53	:35.83 :36.68		:31.59 :35.17	:36.93 :36.86	
52) TRUESWELL, CORY	16 BIRMINGHAM, MI	2:16.93	85) KELSEY, BENSON	15 LEBANON, PA	2:20.72
:31.10 :34.93	:35.64 :35.26		:30.05 :34.90	:37.95 :37.82	
53) ZUAZUA, REUBEN	17 BLENDALE, CA	2:17.07	86) KEIM, JOHN	18 BEAVERCREEK, OH	2:20.73
:30.69 :33.68	:35.37 :37.33		:30.33 :35.37	:37.61 :37.42	
54) IHLENFELD, MATT	14 NW DUPAGE, IL	2:17.37	87) O'KEEFE, MICHAEL	14 GLENS FALLS, NY	2:20.78
:29.83 :34.23	:36.50 :36.81		:30.92 :35.74	:36.70 :37.42	
55) JAMERSON, FABER	16 LYNCHBURG, VA	2:17.40	88) OLSON, SCOTT	16 HUNTINGTON, WV	2:21.04
:30.04 :34.38	:35.88 :37.10		:30.91 :35.82	:37.06 :37.25	
56) COLDWELL, JASON	16 MCKINLEY, IL	2:17.57	89) SARGEANT, RODNEY	15 WESTPORT, CT	2:21.27
:30.66 :34.41	:36.31 :36.19		:31.32 :35.15	:36.94 :37.86	
56) LIPKA, RON	15 SOMERSET HILL, NJ	2:17.57	90) MANOS, CHRIS	17 WESTFIELD, NJ	2:21.35
:30.21 :34.64	:35.82 :36.90		:31.06 :35.04	:37.05 :38.20	
58) REED, TRAVIS	18 RED BANK, NJ	2:17.70	91) ABELL, PATRICK	17 COUNTRYSIDE, OH	2:21.56
:30.87 :34.48	:35.96 :36.39		:30.34 :34.70	:36.63 :39.89	
59) SCHMIDT, MATT	15 ROCHESTER, MI	2:17.80	92) IMEL, SHAWN	17 FORT WAYNE, IN	2:21.65
:31.21 :34.28	:35.15 :37.16		:30.30 :34.77	:36.91 :39.67	
60) HERSHOCK, MATT	17 LANCASTER, PA	2:17.86	93) RIGBERT, ANDREW	15 ROCHESTER, MI	2:22.06
:29.73 :34.05	:36.62 :37.46		:30.50 :35.48	:37.59 :38.49	
61) POLHILL, JASON	16 NW DUPAGE, IL	2:18.17	94) JOHNSON, MATT	15 NORTH CANTON, OH	2:23.38
:30.89 :34.74	:35.77 :36.77		:31.14 :35.14	:37.49 :39.61	
62) DOWLER, STEVEN	18 TOWSON, MD	2:18.19	95) SNYDER, JEFF	15 NW DUPAGE, IL	2:23.52
:30.82 :34.76	:35.95 :36.66		:32.17 :35.85	:37.55 :37.95	
63) GOWETSKI, DAN	14 UP. MONTGOMERY, MD	2:18.28	96) MONCION, JOSE	15 WEST SIDE, NY	2:26.42
:30.93 :34.10	:35.87 :37.38		:31.00 :35.92	:38.45 :41.05	
64) QUINN, GAVIN	15 BURLINGTON, NJ	2:18.29	KRETER, JUSTIN	17 WILTON, CT	DISQUAL
:30.72 :34.87	:36.29 :36.41		:29.52 :32.66	:33.46 DISQUAL	
65) HOLTER, MIKE	14 G. NIPPERT, OH	2:18.38	VIRDEN, TYLER	17 CAPE ANN, MA	DISQUAL
:30.84 :34.65	:36.32 :36.57		:28.07 :31.95	:33.05 DISQUAL	
66) YARNALL, TIM	18 SOMERSET HILL, NJ	2:18.48	WRIGHT, GRAHAM	17 RALEIGH, NC	DISQUAL
:30.10 :34.75	:35.94 :37.69		:30.97 :34.98	:36.62 DISQUAL	
67) SMITH, TIM	17 WESTFIELD, NJ	2:18.54	SEDLACK, GREG	17 RED BANK, NJ	DISQUAL
:30.95 :35.13	:35.52 :36.94		:29.76 :33.76	:36.07 DISQUAL	

( CONTINUED ON NEXT PAGE )



EVENT : 17 GIRL'S 100 YARDS BUTTERFLY  
 NATIONAL RECORD :53.67 J. JORSENSEN  
 QUALIFYING FOR NATIONALS 1:01.99

\*\*\*\*\*

APRIL 6, 1993 \*\*\*\*\*

WILTON FAMILY, CT 1989

PLACE	NAME	YEAR	TEAM	TRIALS	FINAL			
<b>CHAMPIONSHIP FINAL</b>								
1)	CAMPBELL, KAREN	15	KALAMAZOD, MI	:55.88	:56.24			
	:26.73 :29.51							
2)	BENDEL, TALOR	16	M. E. LYONS, OH	:56.59	:56.32			
	:26.30 :30.02							
3)	TOLEDO, SUZANNE	16	KALAMAZOD, MI	:58.01	:56.66			
	:26.54 :30.12							
4)	KARNES, STACIE	17	HOUSTON, TX	:57.11	:57.73			
	:27.29 :30.44							
5)	DEARLOVE, EMILY	18	UP. MAIN LINE, PA	:58.47	:58.59			
	:27.69 :30.90							
6)	BONTRAGER, JANETTE	17	NAPERVILLE, IL	:58.59	:58.85			
	:27.39 :31.46							
7)	OLSON, KRISTEN	15	ROCHESTER, MI	:58.60	:58.92			
	:27.64 :31.28							
8)	GENDLER, WENDY	16	LINCOLN TRAIL, IL	:58.80	:59.10			
	:27.42 :31.68							
<b>CONSOLATION FINAL</b>								
9)	DEIGHAN, CAROLYN	17	BIRMINGHAM, MI	:58.99	:58.34			
	:27.51 :30.83							
10)	TURNER, ADRIENNE	15	ELKHART, IN	:59.05	:58.60			
	:27.44 :31.16							
11)	TRINIDAD, LIESELLE	15	WEST SIDE, NY	:59.06	:58.84			
	:26.97 :31.87							
12)	WECKER, MEREDITH	15	WESTPORT, CT	:59.03	:58.85			
	:27.00 :31.05							
13)	PETERSON, DANIELLE	16	WILTON, CT	:58.88	:58.92			
	:27.92 :31.00							
14)	HORTON, KATINA	17	RALEIGH, NC	:59.30	:58.93			
	:27.85 :31.08							
15)	STRINGFELLOW, SANDIE	17	UP. MAIN LINE, PA	:59.45	:59.41			
	:27.09 :32.32							
16)	TARASUK, HILARY	17	PARKERSBURG, WV	:58.85	:59.85			
	:27.60 :32.25							
1)	CAMPBELL, KAREN	15	KALAMAZOD, MI	:55.88	18) MCMAHON, MEREDITH	15	BIRMINGHAM, MI	:59.62
	:26.24 :29.64							
2)	BENDEL, TALOR	16	M. E. LYONS, OH	:56.59	19) STACKHOUSE, CARRIE	15	UP. MAIN LINE, PA	:59.66
	:26.51 :30.08							
3)	KARNES, STACIE	17	HOUSTON, TX	:57.11	19) FLEWELLING, RHIANNON	14	ANN ARBOR, MI	:59.66
	:27.02 :30.09							
4)	TOLEDO, SUZANNE	16	KALAMAZOD, MI	:58.01	21) CLIFF, ALLISON	16	HAMILTON, NJ	:59.75
	:27.18 :30.83							
5)	DEARLOVE, EMILY	18	UP. MAIN LINE, PA	:58.47	22) BERGER, SHANNON	16	M. E. LYONS, OH	:59.80
	:27.57 :30.90							
6)	BONTRAGER, JANETTE	17	NAPERVILLE, IL	:58.59	23) WRIGHT, MARTHA	15	WAYNESBORO, VA	:59.84
	:27.46 :31.13							
7)	OLSON, KRISTEN	15	ROCHESTER, MI	:58.60	24) HARTSOCK, JENNIFER	16	COUNTRYSIDE, OH	:59.97
	:27.99 :30.61							
8)	GENDLER, WENDY	16	LINCOLN TRAIL, IL	:58.80	24) SESSOMS, MELISSA	16	CAPE ANN, MA	:59.97
	:27.32 :31.48							
9)	TARASUK, HILARY	17	PARKERSBURG, WV	:58.85	26) BERGLIND, KRISSY	16	SOMERSET V, NJ	:59.98
	:27.02 :31.83							
10)	PETERSON, DANIELLE	16	WILTON, CT	:58.88	27) RYAN, KATIE	17	SOMERSET HILL, NJ	1:00.13
	:27.64 :31.24							
11)	DEIGHAN, CAROLYN	17	BIRMINGHAM, MI	:58.99	28) SHEFCHUNAS, CHRISTEN	18	FRANKLIN, PA	1:00.15
	:27.62 :31.37							
12)	WECKER, MEREDITH	15	WESTPORT, CT	:59.03	29) CHRISTIE, STEPHANIE	15	CLERMONT, OH	1:00.18
	:27.86 :31.17							
13)	TURNER, ADRIENNE	15	ELKHART, IN	:59.05	30) SCHEIDMAN, JO ELLEN	13	HUNTINGTON, WV	1:00.25
	:27.71 :31.34							
14)	TRINIDAD, LIESELLE	15	WEST SIDE, NY	:59.06	31) HOSKINS, HILARY	16	RALEIGH, NC	1:00.31
	:26.91 :32.15							
15)	HORTON, KATINA	17	RALEIGH, NC	:59.30	32) CULLEN, MAUREEN	15	SOMERSET HILL, NJ	1:00.36
	:27.88 :31.42							
16)	STRINGFELLOW, SANDIE	17	UP. MAIN LINE, PA	:59.45	33) O'DONNELL, HEATHER	14	KANKAKEE, IL	1:00.39
	:27.07 :32.38							
17)	GRAVES, SARAH	14	NW DUPAGE, IL	:59.60	34) KNIPPENBERG, JESSICA	15	NAPERVILLE, IL	1:00.44
	:27.65 :31.95							

( CONTINUED ON NEXT PAGE )

## EVENT: 17 GIRL'S 100 YARDS BUTTERFLY

(CONTINUED)

35) MADONIA, CLAIRE	14 FLUSHING, NY	1:00.50	68) WORLAND, ALICE	15 TRI-CITY, KY	1:01.93
:28.44 :32.06			:28.89 :33.04		
36) MOSHER, ASHLEY	18 BIRMINGHAM, MI	1:00.60	69) SCHMIDT, LIBBY	14 M. E. LYONS, OH	1:01.94
:27.56 :33.04			:28.42 :33.52		
37) HEEBNER, HILLARY	16 READING, PA	1:00.71	69) AMOROSA, JUDY	16 SOMERSET V, NJ	1:01.94
:28.27 :32.44			:28.50 :33.44		
37) SPIESS, MARTINA	17 INDIANA CTY, PA	1:00.71	71) LAGUE, JESSICA	14 HAVERHILL, MA	1:02.03
:28.36 :32.35			:29.30 :32.73		
39) HENRY, JESSACA	16 KALAMAZOO, MI	1:00.75	72) HARTSOCK, JILL	16 COUNTRYSIDE, OH	1:02.09
:27.95 :32.80			:29.03 :33.06		
40) HILLMAN, JENNIE	15 WILMINGTON, NC	1:00.80	73) SCHULER, KATE	16 WILTON, CT	1:02.10
:28.22 :32.58			:28.99 :33.11		
41) MOREHART, REBECCA	16 HAMILTON, NJ	1:00.87	74) O'CONNOR, JOHNN	16 SOMERSET HILL, NJ	1:02.11
:28.74 :32.13			:29.00 :33.11		
42) BURTON, ASHLEY	15 HOUSTON, TX	1:00.92	75) HUDSON, JILL	14 RALEIGH, NC	1:02.16
:27.75 :33.17			:29.23 :32.93		
43) DOHERTY, ERIN	17 G. NIPPERT, OH	1:00.93	76) SHRIEVES, JANET	15 RALEIGH, NC	1:02.18
:28.25 :32.68			:28.61 :33.57		
44) SCHMIDT, VICKI	14 PARKERSBURG, WV	1:01.02	77) CHINN, ERIN	15 RAPPAPANNOCK, VA	1:02.19
:28.36 :32.66			:29.06 :33.13		
45) SULLIVAN, LAURA	14 SARASOTA, FL	1:01.09	78) VARGAS, ELISIA	16 LENAHEE CTY., MI	1:02.22
:29.06 :32.03			:28.66 :33.56		
46) MAGUIRE, BETH	17 SPARTANBURG, SC	1:01.12	79) KALTENBACH, KARA	17 SAGINAW, MI	1:02.24
:28.62 :32.50			:28.67 :33.57		
47) SPARKS, KRISTEN	15 WILTON, CT	1:01.18	80) KRABBE, ALICIA	16 G. NIPPERT, OH	1:02.32
:28.69 :32.49			:28.68 :33.64		
48) FRITTSCH, AMY	14 GRAND RAPIDS, MI	1:01.23	81) BOHM, TASHY	14 MORRIS CENTER, NJ	1:02.49
:28.09 :33.14			:29.23 :33.26		
49) RAIDER, STEPHANIE	17 CHESHIRE, CT	1:01.24	82) MOE, KATHLEEN	17 GRAND RAPIDS, MI	1:02.63
:28.00 :32.44			:28.44 :34.19		
50) HICKS, LINDSAY	15 WILMINGTON, NC	1:01.28	83) NORCALIS, KAREN	18 SOMERSET V, NJ	1:02.65
:28.75 :32.53			:28.59 :34.06		
51) HODGDON, BECKI	15 NW DUPAGE, IL	1:01.30	84) NICKELS, JENNY	14 SPRINGFIELD, OH	1:02.75
:28.46 :32.84			:28.92 :33.83		
52) POTTORF, AMY	18 COUNTRYSIDE, OH	1:01.36	85) TIEKE, SARA	15 M. E. LYONS, OH	1:03.25
:28.75 :32.61			:28.44 :34.81		
53) WALBERT, WENDY	16 ALLENTOWN, PA	1:01.37	86) REED, CINDY	17 CASS COUNTY, IN	1:03.26
:28.29 :33.08			:29.74 :33.52		
54) SHEPARD, LAURA	15 WESTPORT, CT	1:01.41	87) HAYNIE, MISSY	15 SEVERNA PARK, MD	1:03.27
:28.46 :32.95			:29.06 :34.21		
55) BRYAN, JENELLE	13 HAVERHILL, MA	1:01.42	88) CHAIN, LAURIE	15 UP. MAIN LINE, PA	1:03.48
:29.27 :32.15			:28.36 :35.12		
56) SUPPINGER, AMY	16 SPARTANBURG, SC	1:01.45	89) BRENNAN, KELLY	15 SOMERSET V, NJ	1:03.89
:28.19 :33.26			:29.56 :34.33		
56) PASION, MARIE JO	17 FLUSHING, NY	1:01.45	89) LUSCHAS, MARY	13 BLOOMSBURG, PA	1:03.89
:28.44 :33.01			:29.83 :34.06		
58) MUSSMAN, LEE	13 BLUE ASH, OH	1:01.46	91) ROSENBERGER, MELISSA	18 MEADVILLE, PA	1:04.03
:28.49 :32.97			:29.86 :34.17		
59) KELLY, KARA	16 M. E. LYONS, OH	1:01.54	92) OKAMOTO, SATOKO	16 SAN PEDRO, CA	1:04.12
:29.41 :32.13			:29.49 :34.63		
60) SHERMAN, KERRI	15 SOMERSET V, NJ	1:01.61	93) SCHOENHAUS, KARA	17 SOMERSET HILL, NJ	1:04.37
:28.91 :32.70			:29.31 :35.06		
61) BEST, KARIN	17 SAN PEDRO, CA	1:01.65	94) HAKE, KATIE	16 WILTON, CT	1:04.69
:29.22 :32.43			:30.01 :34.68		
62) FOWLES, BRIANNE	14 LAKE REGION, IL	1:01.72	95) ANDERSON, ERIN	14 WESTPORT, CT	1:05.63
:29.08 :32.64			:30.15 :35.48		
63) BOHNSACK, BETH	14 HUNTINGTON, WV	1:01.76	96) BOICZYK, MARY	16 WHEELER, CT	1:06.29
:28.88 :32.88			:29.68 :36.61		
63) WILLIAMS, DANIKA	18 BOISE, ID	1:01.76	LOCKHART, MOLLY	18 MASSILLON, OH	DISQUAL
:28.58 :33.18			DISQUAL		
63) GOLDEN, SARAH	17 CHESHIRE, CT	1:01.76	SANTORO, LAURIE	17 PHOENIXVILLE, PA	DISQUAL
:29.25 :32.51			:28.49 DISQUAL		
66) DONOHUE, KRISTIN	15 RIDGEWOOD, NJ	1:01.89	OLSON, CANDICE	17 ST CLOUD, MN	DISQUAL
:28.76 :33.13			DISQUAL		
66) MADSEN, RIKKE	19 MORRIS CENTER, NJ	1:01.89			
:29.35 :32.54					

( CONTINUED ON NEXT PAGE )

EVENT : 18 BOY'S 100 YARDS BUTTERFLY  
 NATIONAL RECORD :49.13 W. KEEVER RALEIGH, NC  
 QUALIFYING FOR NATIONALS :54.89

\*\*\*\*\*  
 1988

APRIL 6, 1993 \*\*\*\*\*

PLACE	NAME	YEAR	TEAM	TRIALS	FINAL
CHAMPIONSHIP FINAL					
1)	WALES, DOD :23.32 :25.91	16	M. E. LYONS, OH	:49.71	:49.23
2)	WOODWORTH, TOM :23.83 :27.52	18	WAYNESBORO, VA	:52.22	:51.35
3)	CLEVINGER, DAN :24.18 :27.59	18	CLERMONT, OH	:52.21	:51.77
4)	COCHRAN, DAMON :23.85 :27.95	17	AURORA, IL	:51.69	:51.80
5)	BROPHY, CHRIS :24.27 :27.61	18	FAIRFIELD, CT	:52.00	:51.88
6)	OLSON, PJ :24.33 :27.75	17	ROCHESTER, MI	:51.84	:52.08
7)	GRAVES, JEFF :24.04 :28.25	17	UP. MAIN LINE, PA	:51.74	:52.29
8)	SUGRUE, MIKE :24.54 :28.31	16	ROCHESTER, MI	:51.84	:52.85
CONSOLATION FINAL					
9)	BLACK, ALEX :23.96 :27.60	18	WINSTON-SALEM, NC	:52.52	:51.56
10)	CLAUS, RYAN :23.90 :27.89	17	NAPERVILLE, IL	:52.24	:51.87
11)	VOGT, MATT :24.63 :27.31	16	CLAY-PLATTE, MO	:52.38	:51.94
12)	REINKE, STEVE :24.66 :27.37	16	ROCHESTER, MI	:52.40	:52.03
13)	BELL, JEFF :24.47 :27.58	16	SPRINGFIELD, OH	:52.36	:52.05
14)	COLE, MATT :24.48 :27.59	17	BLOOMSBURG, PA	:52.25	:52.07
15)	SINTZ, NICK :24.36 :28.10	19	CHANDLER, AL	:52.60	:52.46
16)	TANT, JAY :24.02 :28.50	15	BEAVERCREEK, OH	:52.51	:52.52
1)	WALES, DOD :23.34 :26.37	16	M. E. LYONS, OH	:49.71	18) KAMINSKI, JOCHEN :24.62 :28.12
2)	COCHRAN, DAMON :24.06 :27.63	17	AURORA, IL	:51.69	19) DUNN, DAVID :24.71 :28.04
3)	GRAVES, JEFF :23.86 :27.88	17	UP. MAIN LINE, PA	:51.74	20) HODMAN, MATT :24.74 :28.10
4)	OLSON, PJ :24.44 :27.40	17	ROCHESTER, MI	:51.84	21) DAVIS, JASON :24.63 :28.24
4)	SUGRUE, MIKE :24.36 :27.48	16	ROCHESTER, MI	:51.84	22) O' DONNELL, ERICH :24.75 :28.13
6)	BROPHY, CHRIS :24.78 :27.22	18	FAIRFIELD, CT	:52.00	23) RUBINO, FRANK :24.75 :28.29
7)	CLEVINGER, DAN :24.46 :27.75	18	CLERMONT, OH	:52.21	24) BARNES, CHARLES :24.29 :28.76
8)	WOODWORTH, TOM :24.19 :28.03	18	WAYNESBORO, VA	:52.22	25) TRIBBLE, BRIAN :24.73 :28.41
9)	CLAUS, RYAN :24.42 :27.82	17	NAPERVILLE, IL	:52.24	26) HUTCHINSON, TYRONE :24.63 :28.56
10)	COLE, MATT :24.87 :27.38	17	BLOOMSBURG, PA	:52.25	27) ZENYUH, JAMES :24.78 :28.49
11)	BELL, JEFF :24.79 :27.57	16	SPRINGFIELD, OH	:52.36	28) PARSONS, BRYAN :24.74 :28.59
12)	VOGT, MATT :24.62 :27.76	16	CLAY-PLATTE, MO	:52.38	29) POLLACK, TED :25.09 :28.36
13)	REINKE, STEVE :24.56 :27.84	16	ROCHESTER, MI	:52.40	30) INFANTINO, MATT :25.02 :28.46
14)	TANT, JAY :23.95 :28.56	15	BEAVERCREEK, OH	:52.51	31) DRYER, IKE :24.87 :28.84
15)	BLACK, ALEX :24.37 :28.15	18	WINSTON-SALEM, NC	:52.52	32) WOLFENBENG, ADAM :25.35 :28.44
16)	SINTZ, NICK :24.09 :28.51	19	CHANDLER, AL	:52.60	32) SUSIL, ROBERT :25.13 :28.66
17)	GALLER, MARK :24.40 :28.28	17	SOMERSET HILL, NJ	:52.68	34) BILLET, CHRIS :24.39 :29.43
17)					18) SPRINGFIELD, OH :52.74
					17) MCKINLEY, IL :52.75
					17) BEAVERCREEK, OH :52.84
					18) COUNTRYSIDE, OH :52.87
					16) MCKINLEY, IL :52.88
					17) FLUSHING, NY :53.04
					16) OLD COLONY, MA :53.05
					18) WINSTON-SALEM, NC :53.14
					17) WEST SIDE, NY :53.19
					16) BLOOMSBURG, PA :53.27
					16) MANSFIELD, OH :53.33
					16) WESTFIELD, NJ :53.45
					17) FAIRFIELD, OH :53.48
					17) G. NIPPERT, OH :53.71
					15) ROCHESTER, MI :53.79
					18) ROANOKE, VA :53.79
					19) HARRISBURG E, PA :53.82

( CONTINUED ON NEXT PAGE )

EVENT: 18 BOY'S 100 YARDS BUTTERFLY

(CONTINUED)

35) RUMMEL, JUSTIN	15	HARRISBURG E, PA	:53.85	57) JILEK, DAVID	17	FARGO, ND	:55.36
:25.06 :28.79				:25.43 :29.93			
36) HUDSON, SCOTT	16	RALEIGH, NC	:53.87	58) STRAUSS, PETER	15	FLUSHING, NY	:55.38
:25.00 :28.87				:25.53 :29.85			
37) ROBERTS, MARK	15	KALAMAZOO, MI	:53.89	59) SCHRIEBER, DARCY	16	WEST MACOMB, MI	:55.46
:24.55 :29.34				:25.61 :29.85			
38) CHAMBLISS, BAKER	16	MONTGOMERY, AL	:53.91	60) WHITE, KELLY	16	UP. MONTGOMERY, MD	:55.53
:25.19 :28.72				:25.44 :30.09			
39) SHERMAN, SCOTT	18	SOMERSET V, NJ	:53.92	61) KORSEDAL, BRIAN	16	ANN ARBOR, MI	:55.60
:24.86 :29.06				:25.39 :30.21			
40) SELGAS, TIM	18	HARRISBURG E, PA	:53.94	62) YAMAMOTO, JIN	18	HAMILTON, NJ	:55.63
:24.44 :29.50				:26.26 :29.37			
41) MCGINLEY, BRIAN	17	BRANDYWINE, PA	:54.00	63) STARR, GREG	18	M. E. LYONS, OH	:55.68
:24.63 :29.37				:25.95 :29.73			
42) BAUDER, DAN	17	FAIRFIELD, CT	:54.16	64) MODEEN, WALT	15	WILTON, CT	:55.72
:24.77 :29.39				:25.99 :29.73			
43) INGE, ALEX	17	LYNCHBURG, VA	:54.31	65) ZELLEN, DAVID	17	BIRMINGHAM, MI	:55.95
:25.15 :29.16				:26.21 :29.74			
44) ESPELAND, STEVE	18	BISMARCK, ND	:54.36	66) ROBBINS, BRETT	16	KALAMAZOO, MI	:56.06
:25.55 :28.81				:25.63 :30.43			
44) FISHMAN, ILYA	15	MALDEN, MA	:54.36	67) CRABTREE, JOHN	18	WASHINGTON, PA	:56.15
:25.15 :29.21				:26.07 :30.08			
46) FOSS, TODD	14	HOUSTON, TX	:54.37	68) FLOWERS, TRAVIS	17	YAKIMA, WA	:56.24
:25.20 :29.17				:25.91 :30.33			
47) BOYCE, ANDREW	15	GRAND RAPIDS, MI	:54.44	69) WENTZEL, ERIC	16	CAMBRIDGE, OH	:56.40
:25.11 :29.33				:25.91 :30.49			
48) WALSH, BRANDON	15	NEW CASTLE, PA	:54.54	70) MILNE, BILL	17	EAU CLAIRE, WI	:56.84
:25.45 :29.09				:26.14 :30.70			
49) ADAMS, CHRIS	16	TALBOT COUNTY, MD	:54.60	71) MAHAR, PAUL	18	BATTLE CREEK, MI	:56.93
:25.55 :29.05				:26.46 :30.47			
50) CONONICO, CHRIS	17	FLUSHING, NY	:54.65	72) POLHEMUS, JOHN	17	ELKHART, IN	:56.99
:25.86 :28.79				:26.33 :30.66			
51) HOWELL, STEELE	16	SCHROEDER, WI	:54.92	73) SCHRIEBER, DAYCE	17	WEST MACOMB, MI	:57.02
:25.31 :29.61				:26.00 :31.02			
52) FLORIO, PAUL	17	RED BANK, NJ	:54.97	ZELLEN, DAN	18	DULUTH, MN	DISQUAL
:25.53 :29.44				DISQUAL			
53) MCCOMBS, JOE	15	AURORA, IL	:55.06	BILSTEIN, EMIL	17	TOPEKA, KS	DISQUAL
:25.06 :30.00				DISQUAL			
54) BRYANT, CHRIS	17	DARIEN, CT	:55.09	ABERCROMBIE, JAY	17	DAYTONA BEACH, FL	DISQUAL
:25.45 :29.64				DISQUAL			
55) DENEAL, DUSTIN	16	MCKINLEY, IL	:55.23	FROST, CHAD	16	SOUTHEASTERN, CT	DISQUAL
:26.33 :28.90				DISQUAL			
56) WALES, CRAIG	14	M. E. LYONS, OH	:55.25				
:25.51 :29.74							

EVENT : 19 GIRL'S 400 YARDS FREESTYLE RELAY  
 NATIONAL RECORD 3:24.28 WILTON FAMILY, CT 1988  
 QUALIFYING FOR NATIONALS 3:46.49

\*\*\*\*\*

APRIL 6, 1993 \*\*\*\*\*

PLACE	NAME	YEAR	TEAM	TRIALS	FINAL
CHAMPIONSHIP FINAL					
1)	UP. MAIN LINE, PA			3:33.04	3:30.68
1)	ACUFF, ERIKA	14		:25.35	3) CHEPELEVICH, NATALIE 17 :24.81
				:27.88	:27.64
2)	STRINGFELLOW, SANDIE	17		:24.76	4) DEDE, CHERYL 17 :24.64
				:27.94	:27.66
2)	MANSFIELD, OH			3:33.55	3:30.75
1)	FOX, JENNIFER	14		:25.10	3) STONE, MELISA 17 :24.16
				:28.09	:27.35
2)	MINNICH, JAMIE	18		:24.52	4) CARMEL, CANDY 14 :25.41
				:27.40	:28.72
3)	NW DUPAGE, IL			3:31.88	3:30.78
1)	WHITE, JAMI	17		:25.39	3) COLEMAN, COURTNEY 15 :25.29
				:26.87	:27.32
2)	HODGDON, BECKI	15		:25.02	4) MAGGIO, SARAH 17 :25.04
				:28.67	:27.18

( CONTINUED ON NEXT PAGE )

## EVENT: 19 GIRL'S 400 YARDS FREESTYLE RELAY (CONTINUED)

4) BIRMINGHAM, MI			3:32.83	3:31.13
1) NAJARIAN, NATALIE	15	:25.63	3) BENJAMIN, BONNIE	18 :24.65
		:27.92		:28.06
2) MCMAHON, MEREDITH	15	:24.12	4) MOSHER, ASHLEY	18 :24.41
		:28.70		:27.64
5) KALAMAZOO, MI			3:35.21	3:32.59
1) CAMPBELL, KAREN	15	:25.37	3) RIKER, LINDA	16 :54.18
		:27.32		:24.89
2) STOVER, SARAH	16	:25.84	4) TOLEDO, SUZANNE	16 :26.25
		:28.74		
6) HOUSTON, TX			3:34.18	3:33.31
1) BREAUX, ALEGRA	17	:25.66	3) MORIARTY, JENNIFER	16 :25.68
		:27.09		:28.54
2) BURTON, ASHLEY	15	:25.39	4) KARNES, STACIE	17 :25.16
		:28.01		:27.78
7) ROCHESTER, MI			3:35.73	3:34.09
1) LENNOX, MEGHAN	16	:25.97	3) FALK, MANDI	17 :25.29
		:28.30		:28.05
2) BELMINE, CLAREY	17	:25.69	4) ALLSHOUSE, JAMIE	16 :24.52
		:28.84		:27.43
8) WILTON, CT			3:34.44	3:34.39
1) DUNLEAVEY, AMY	17	:26.16	3) LINDBLOM, AMY	15 :26.11
		:27.55		:28.14
2) SIMPSON, CHARLOTTE	16	:25.39	4) LEWIS, JENN	17 :25.08
		:28.40		:27.56

## CONSOLATION FINAL

9) M. E. LYONS, OH			3:36.29	3:31.08
1) GUSTIN, RACHEL	17	:25.53	3) BASSLER, LEIGH	17 :25.93
		:27.44		:28.01
2) BERGER, SHANNON	16	:25.17	4) BENDEL, TALOR	16 :24.66
		:27.26		:27.08
10) BLUE ASH, OH			3:35.94	3:35.14
1) WONG, STEPHANIE	15	:25.88	3) MUSSMAN, LEE	13 :26.29
		:27.89		:29.24
2) NEAL, ELIZABETH	16	:25.35	4) EARHART, NICOLE	15 :24.88
		:28.13		:27.56
11) NAPERVILLE, IL			3:38.37	3:35.36
1) KNIPPENBERG, JESSICA	15	:26.37	3) MACKEY, KRISTINE	18 :25.83
		:29.13		:28.14
2) WAGENER, TERI	16	:24.82	4) BONTRAGER, JANETTE	17 :24.91
		:28.49		:27.67
12) GRAND RAPIDS, MI			3:36.83	3:35.40
1) VARDIA, KATIE	16	:25.89	3) CRISMAN, JENNIFER	13 :25.26
		:28.12		:27.88
2) MOE, KATHLEEN	17	:25.79	4) FRITSCHE, AMY	14 :24.91
		:29.67		:27.88
13) SOMERSET HILL, NJ			3:36.82	3:36.48
1) SCHOENHAUS, PATTY	15	:26.47	3) STEINMAN, ROBIN	17 :25.33
		:27.87		:28.61
2) STUART, ANDREA	18	:26.08	4) BROOKS, ERIN	17 :25.29
		:29.07		:27.76
14) SOMERSET V, NJ			3:38.04	3:37.12
1) BERGLUND, KRISSEY	16	:25.81	3) NORGALIS, KAREN	18 :25.61
		:28.50		:28.93
2) AMOROSA, JUDY	16	:26.01	4) AMERMAN, BRENDA	17 :25.82
		:28.59		:27.85
15) RED BANK, NJ			3:37.85	3:38.13
1) STUEHMEIER, KATRIN	17	:26.46	3) GALLO, LINDA	16 :24.99
		:28.20		:28.61
2) KELLY, KATHLEEN	16	:25.66	4) O'BOYLE, COLLEEN	17 :25.99
		:29.34		:28.88

( CONTINUED ON NEXT PAGE )

## EVENT: 19 GIRL'S 400 YARDS FREESTYLE RELAY (CONTINUED)

WESTPORT, CT		3:38.12		DISQUAL	
1) SHEPARD, LAURA	15	:25.37	3) JOHNSON, KENDRA	14	:26.26
		:27.63			:29.95
2) GRACE, KELLY	15	:25.76	4) WECKER, MEREDITH	15	:25.66
		:29.23			DISQUAL
1) NW DUPAGE, IL		3:31.88		12) GRAND RAPIDS, MI	
1) WHITE, JAMI	17	:25.88	3) COLEMAN, COURTNEY	15	:25.41
		:27.25			:27.29
2) HODGSON, BECKI	15	:25.24	4) MAGGIO, SARAH	17	:25.01
		:28.60			:27.20
2) BIRMINGHAM, MI		3:32.83		13) RED BANK, NJ	
1) NAJARIAN, NATALIE	15	:25.92	3) BENJAMIN, BONNIE	18	:24.90
		:27.92			:28.36
2) MCMAHON, MEREDITH	15	:24.63	4) MOSHER, ASHLEY	18	:24.32
		:28.89			:27.89
3) UP. MAIN LINE, PA		3:33.04		14) SOMERSET V, NJ	
1) LEONARD, DAWN	16	:26.12	3) CHEPELEVICH, NATA	17	:25.20
		:28.11			:27.70
2) ACUFF, ERIKA	14	:25.38	4) DEDE, CHERYL	17	:24.74
		:28.14			:27.65
4) MANSFIELD, OH		3:33.55		15) WESTPORT, CT	
1) FOX, JENNIFER	14	:25.88	3) CARMEL, CANDY	14	:26.14
		:28.40			:29.07
2) MINNICH, JAMIE	18	:24.97	4) STONE, MELISA	17	:24.21
		:27.45			:27.43
5) HOUSTON, TX		3:34.18		16) NAPERVILLE, IL	
1) BREAUX, ALEGRA	17	:25.48	3) MORIARTY, JENNIFE	16	:25.94
		:27.01			:28.55
2) KARNES, STACIE	17	:26.06	4) BURTON, ASHLEY	15	:25.14
		:27.85			:28.15
6) WILTON, CT		3:34.44		17) READING, PA	
1) DUNLEAVEY, AMY	17	:26.49	3) LINDBLOM, AMY	15	:25.98
		:27.93			:27.98
2) SIMPSON, CHARLOTT	16	:25.54	4) LEWIS, JENN	17	:24.76
		:28.17			:27.59
7) KALAMAZOO, MI		3:35.21		18) ROANOKE, VA	
1) TOLEDO, SUZANNE	16	:25.95	3) RIKER, LINDA	16	:25.76
		:27.20			:28.89
2) STOVER, SARAH	16	:26.28	4) CAMPBELL, KAREN	15	:24.93
		:28.75			:27.45
8) ROCHESTER, MI		3:35.73		19) CEN. CHESTER, PA	
1) LENNOX, MEGHAN	16	:26.21	3) FALK, MANDI	17	:25.85
		:28.46			:28.36
2) LUTZ, KELLI	16	:25.78	4) ALLSHOUSE, JAMIE	16	:25.00
		:28.51			:27.56
9) BLUE ASH, OH		3:35.94		20) ELKHART, IN	
1) WONG, STEPHANIE	15	:25.64	3) MUSSMAN, LEE	13	:26.53
		:27.70			:29.56
2) NEAL, ELIZABETH	16	:26.17	4) EARHART, NICOLE	15	:24.85
		:27.88			:27.61
10) M. E. LYONS, OH		3:36.29		21) SARASOTA, FL	
1) BENDEL, TALOR	16	:25.49	3) BASSLER, LEIGH	17	:26.43
		:27.67			:28.44
2) SCHMIDT, LIBBY	14	:25.75	4) GUSTIN, RACHEL	17	:25.43
		:29.48			:27.60
11) SOMERSET HILL, NJ		3:36.82		22) LAKE REGION, IL	
1) SCHOENHAUS, PATTY	15	:26.33	3) STEINMAN, ROBIN	17	:25.00
		:27.68			:28.94
2) STUART, ANDREA	18	:26.05	4) BROOKS, ERIN	17	:25.30
		:28.72			:28.00
1) VARDAS, KATIE	16	:26.33	3) CRISMAN, JENNIFER	13	:25.28
		:28.03			:28.15
2) MOE, KATHLEEN	17	:26.36	4) FRITSCH, AMY	14	:24.69
		:30.06			:27.93
1) STUEHMEIER, KATRI	17	:26.53	3) GALLO, LINDA	16	:25.06
		:28.11			:28.58
2) KELLY, KATHLEEN	16	:25.82	4) O'BOYLE, COLLEEN	17	:25.81
		:29.01			:28.93
3) AMOROSA, JUDY	16	:26.84	3) AMOROSA, JUDY	16	:25.93
		:28.99			:28.60
4) AMERMAN, BRENDA	17	:25.39	4) AMERMAN, BRENDA	17	:26.16
		:27.94			:28.19
3) JOHNSON, KENDRA	14	:25.72	3) JOHNSON, KENDRA	14	:25.95
		:27.71			:29.39
4) WECKER, MEREDITH	15	:26.22	4) WECKER, MEREDITH	15	:25.70
		:29.16			:28.27
3) MACKAY, KRISTINE	18	:26.71	3) MACKAY, KRISTINE	18	:25.72
		:29.17			:28.77
4) BONTRAGER, JANETT	17	:25.89	4) BONTRAGER, JANETT	17	:25.37
		:28.60			:28.14
3) HEEBNER, HILLARY	16	:25.77	3) HEEBNER, HILLARY	16	:25.95
		:27.92			:28.66
4) KOWAL, KRISTY	14	:26.73	4) KOWAL, KRISTY	14	:25.31
		:28.82			:29.30
3) GOFF, SHANNON	18	:26.76	3) GOFF, SHANNON	18	:25.74
		:29.90			:28.10
4) ADAMS, BROOKE	17	:26.08	4) ADAMS, BROOKE	17	:25.53
		:28.95			:27.67
3) CALDWELL, MANDY	17	:26.59	3) CALDWELL, MANDY	17	:25.52
		:28.70			:29.54
4) CROMBIE, KARA	18	:25.74	4) CROMBIE, KARA	18	:25.32
		:29.07			:28.50
3) BLACK, JENNY	14	:26.91	3) BLACK, JENNY	14	:27.00
		:29.19			:29.66
4) BENKO, LINDSAY	16	:25.99	4) BENKO, LINDSAY	16	:24.68
		:28.83			:27.03
3) BARNES, WENDY	16	:27.39	3) BARNES, WENDY	16	:26.32
		:28.53			:28.53
4) BOWMAN, BAMBI	19	:26.49	4) BOWMAN, BAMBI	19	:25.00
		:29.70			:27.71
3) KASUBOSKE, ALISON	16	:25.98	3) KASUBOSKE, ALISON	16	:25.87
		:28.55			:29.11
4) FOWLES, BRIANNE	14	:26.73	4) FOWLES, BRIANNE	14	:25.36
		:29.49			:28.71

( CONTINUED ON NEXT PAGE )

EVENT: 19 GIRL'S 400 YARDS FREESTYLE RELAY (CONTINUED)

23) PARKERSBURG, WV 1) GILSON, TARA 15 :26.44 :28.31 2) TARASUK, HILARY 17 :24.98 :29.36	3) SCHMIDT, VICKI 14 :27.54 :30.03 4) LINN, CRYSTAL 14 :25.51 :27.64	3:39.81	35) BLOOMSBURG, PA 1) BISORKI, KATIE 14 :27.42 :28.92 2) CAMPBELL, STEPHAN 17 :26.73 :28.89	3) GARDNER, KATIE 13 :27.04 :29.69 4) WILLIAMS, STEFANI 13 :25.79 :28.22	3:42.70
24) OAK PARK, IL 1) REDMOND, NICOLE 17 :26.58 :28.23 2) KOZACZYNSKI, NATA 17 :26.88 :29.92	3) HABAKUK, ANDREA 15 :25.58 :29.33 4) WENDT, KATE 18 :25.32 :27.99	3:39.83	36) WAYNESBORO, VA 1) WRIGHT, MARTHA 15 :27.16 :29.36 2) ROMANAC, COURTNEY 14 :27.75 :30.00	3) FINOTTI, JENNIFER 15 :26.75 :28.58 4) OSWALD, VALERIE 14 :26.01 :27.56	3:43.17
25) COUNTRYSIDE, OH 1) POTTORF, AMY 18 :27.06 :28.87 2) DOHERTY, HEATHER 16 :25.90 :28.74	3) HARTSOCK, JENNIFE 16 :26.49 :29.12 4) WEBSTER, NOEL 18 :25.96 :28.08	3:40.22	37) CAPE ANN, MA 1) HERRICK, SUSAN 16 :26.35 :28.51 2) BAIRD, KELLY 17 :26.80 :30.00	3) SESSOMS, MELISSA 16 :26.68 :29.63 4) O'REILLY, REBECCA 16 :25.97 :29.67	3:43.61
26) RIDGEWOOD, NJ 1) BENNETT, BROOKE 14 :25.65 :27.16 2) MILLS, COURTNEY 14 :26.73 :29.82	3) PELUSE, ANSIE 14 :26.28 :29.28 4) KARLIN, JENNIFER 16 :26.09 :29.30	3:40.31	38) HARRISBURG E, PA 1) NATALAVAGE, JILL 16 :26.66 :29.10 2) HACK, ANGELA 15 :27.09 :29.70	3) CHESNEY, RACHEL 15 :27.57 :30.32 4) BRELSFORD, EMILY 16 :24.91 :28.29	3:43.64
27) MCKINLEY, IL 1) STEPHENS, SARAH 16 :26.88 :28.60 2) FLYNN, MEGAN 14 :26.75 :28.28	3) DANENHOWER, ANNE 13 :27.24 :29.71 4) REED, JANIE 15 :25.17 :28.15	3:40.78	39) HAMILTON, NJ 1) MOREHART, REBECCA 16 :26.86 :28.70 2) GRAHAM, KELLY 18 :27.25 :29.21	3) CUFF, ALLISON 16 :26.66 :29.86 4) MOO, RACHEL 17 :26.75 :29.17	3:43.66
28) FRANKLIN, PA 1) WILKINSON, JILL 13 :26.81 :28.87 2) BENNETT, KELLY 17 :26.17 :29.24	3) MARSHALL, JULIE 17 :26.20 :29.34 4) SHEFCHUNAS, CHRIS 18 :26.04 :28.27	3:40.94	40) GLENDALE, CA 1) MILLER, CORI 18 :27.00 :27.80 2) ABBEY, JENNIFER 14 :26.33 :28.99	3) JONES, MEGAN 13 :27.94 :31.65 4) BALLARD, GRETCHEN 14 :25.65 :28.36	3:43.72
29) SPARTANBURG, SC 1) BOROWSKI, SARAH 17 :27.43 :29.49 2) STRETCHER, SUSAN 17 :26.61 :28.89	3) GLENN, DORI 14 :26.57 :29.32 4) HENSON, WENDY 16 :25.56 :27.53	3:41.40	41) WESTFIELD, NJ 1) TEITLBAUM, ANNE 16 :27.07 :28.91 2) RILEY, SASKIA 16 :26.74 :29.95	3) RESTIVO, DONNA 16 :26.54 :29.11 4) FERALDO, CAROLINE 15 :26.21 :29.22	3:43.75
30) RALEIGH, NC 1) HOSKINS, HILARY 16 :26.71 :28.34 2) LEISER, JENNY 13 :26.32 :28.77	3) HAWLEY, LESLEY 17 :26.80 :29.65 4) CHEEK, JENNY 15 :25.63 :29.30	3:41.52	42) SAGINAW, MI 1) KALTENBACH, KARA 17 :27.04 :29.35 2) BRAY, JODI 16 :26.85 :29.70	3) STELZER, JENNY 17 :27.45 :31.56 4) SPATZ, TAMMIE 17 :24.53 :27.64	3:44.12
31) ANN ARBOR, MI 1) KOWAL, HOLEN 13 :26.88 :28.82 2) FLEWELLING, RHIAN 14 :27.29 :30.31	3) HAMES, ELIZABETH 17 :26.09 :28.62 4) SMITH, ERIKA 17 :25.79 :27.97	3:41.77	43) GOLDSBORO, NC 1) TRIBOU, PAIGE 14 :26.02 :28.51 2) BUTLER, HOLLIE 14 :27.23 :29.68	3) BARNES, VICTORIA 13 :26.73 :30.19 4) TRIBOU, MEGAN 14 :26.64 :29.44	3:44.44
32) HUNTINGTON, WV 1) OLSON, MELISSA 14 :26.98 :28.50 2) BOHNSACK, BETH 14 :27.94 :29.55	3) SCHEIRMAN, JD ELL 13 :26.89 :30.05 4) ROBINSON, KIMBERL 16 :24.76 :27.21	3:41.88	44) LINCOLN TRAIL, IL 1) GENDLER, WENDY 16 :26.82 :28.24 2) ROBINSON, LETA 17 :27.20 :30.80	3) TRIPP, CHRISTINA 17 :26.87 :29.39 4) UPDEGRAFF, BETH 17 :26.02 :29.18	3:44.52
33) KETTERING, OH 1) WARNER, ERIN 16 :26.18 :28.53 2) JONES, KENDALL 18 :26.66 :29.71	3) HEMMELBARN, HEIDI 14 :27.04 :30.56 4) ECK, LISA 18 :25.15 :28.26	3:42.09	45) HAMDEN, CT 1) VEAZEY, MELANIE 15 :26.27 :28.73 2) REEDER, MEGHAN 17 :28.38 :31.31	3) ARMITAGE, KATHERY 14 :26.31 :28.84 4) BAIR, KINSEY 15 :26.09 :28.81	3:44.74
34) STATE COLLEGE, PA 1) WERNER, SHARON 15 :27.37 :28.46 2) LOTT, KELLY 15 :26.61 :29.87	3) WERNER, DEBBY 17 :27.01 :29.77 4) KULKA, TASHA 15 :25.70 :27.62	3:42.41	46) PHOENIXVILLE, PA 1) COX, JULIE 16 :26.35 :29.69 2) SANTORO, LAURIE 17 :26.29 :28.88	3) STOUFFER, MANDI 14 :27.30 :30.21 4) PAULSEN, JULIE 15 :27.23 :28.81	3:44.76

( CONTINUED ON NEXT PAGE )

EVENT: 19 GIRL'S 400 YARDS FREESTYLE RELAY (CONTINUED)

47) CHESHIRE, CT 1) RAIDER, STEPHANIE 17 :26.68 :28.43 :27.31 :30.13 2) GOLDEN, SARAH 17 :27.58 :30.13	3) LASALLE, STEPHANIE 16 :26.94 :30.32 :25.95 :28.94 4) DELUCIA, ALLYSON 16 :25.95 :28.94	55) HUNTINGTON, NY 1) BERNARD, KRISTIN 18 :28.06 :29.72 :27.24 :30.42 2) BLAUBERG, ERICA 16 :27.24 :30.42	3) VANCE, JAMIE 16 :27.36 :30.21 :25.92 :28.23 4) CUTI, PATRICIA 16 :25.92 :28.23
48) BOISE, ID 1) WILLIAMS, KELSEY 15 :26.57 :29.15 :27.31 :28.87 2) COYLE, JUDY 15 :27.31 :28.87	3) WILLIAMS, MEGAN 15 :27.84 :31.23 :25.69 :28.89 4) WILLIAMS, DANIKA 18 :25.69 :28.89	56) LYNCHBURG, VA 1) WINN, CHRISTY 17 :27.25 :29.79 :26.89 :30.03 2) COLLINS, IRENE 15 :26.89 :30.03	3) CHIPLEY, CARY 14 :27.30 :30.12 :26.30 :29.75 4) VON DESEN, HEATHE 16 :26.30 :29.75
49) FLINT, MI 1) REDUMSKI, JENNIFE 14 :27.62 :29.09 :27.43 :30.32 2) SMITH, JACYNDA 13 :27.43 :30.32	3) FUNS, KRISTEN 14 :26.31 :30.20 :25.80 :28.89 4) SALENSKI, SARAH 16 :25.80 :28.89	57) OLD TOWN, ME 1) CLEMENT, HEATHER 16 :27.28 :30.51 :26.97 :30.16 2) GODSOE, DEBBIE 15 :26.97 :30.16	3) KOVENOCK, SARAH 13 :26.74 :29.41 :26.23 :30.24 4) SMITH, TRINA 16 :26.23 :30.24
50) SEVERNA PARK, MD 1) JONES, CHRISTIE 17 :26.71 :28.95 :26.24 :28.91 2) HAYNIE, MISSY 15 :26.24 :28.91	3) CAIN, ERIN 17 :27.27 :30.23 :27.05 :30.47 4) MUSK, AMY 17 :27.05 :30.47	58) MACOMB, MI 1) CONGER, SARAH 13 :27.38 :29.18 :27.11 :31.69 2) KWIA TEK, MARTA 15 :27.11 :31.69	3) KWIA TEK, EVA 13 :26.75 :32.10 :26.19 :29.65 4) LEONARD, JACY 13 :26.19 :29.65
51) BAY CITY, MI 1) HOFFMAN, KRISSY 15 :27.58 :29.40 :26.92 :29.54 2) BACIGALUPO, BETSY 18 :26.92 :29.54	3) WILLIAMS, KRISTY 14 :27.44 :30.70 :26.06 :28.22 4) BOLDUC, MARY KAY 15 :26.06 :28.22	59) SALEM COUNTY, NJ 1) PIETRANTONIO, SAM 17 :26.85 :31.07 :27.59 :31.08 2) PIETRANTONIO, JOA 16 :27.59 :31.08	3) KAISER, JAIME 14 :27.28 :29.99 :26.96 :30.83 4) SUTTON, ADRIENNE 14 :26.96 :30.83
52) BOYERTOWN, PA 1) KORENDA, JILL 17 :26.98 :29.22 :26.86 :29.58 2) PIETROWSKI, NATAL 15 :26.86 :29.58	3) GEISEL, MICHELLE 17 :26.54 :29.80 :26.44 :30.66 4) CARD, NICHOLE 14 :26.44 :30.66	60) WEST SIDE, NY 1) TRINIDAD, LIESELL 15 :27.65 :29.97 :27.97 :30.28 2) SALTARES, ELIZABE 13 :27.97 :30.28	3) HARRIS, DARLAN 14 :29.10 :33.22 :26.64 :31.22 4) TRINIDAD, LENINA 17 :26.64 :31.22
53) WARREN, PA 1) JABLONOWSKI, ANN 17 :26.69 :29.41 :27.33 :30.75 2) JABLONOWSKI, BETH 14 :27.33 :30.75	3) SORENSEN, BRYNNE 14 :27.26 :30.91 :25.41 :29.02 4) HANDKAMMER, KRIST 16 :25.41 :29.02	6. NIPPERT, OH 1) KLING, BECKY 18 :26.25 :28.16 :25.90 :29.17 2) LINCK, ERIN 15 :25.90 :29.17	3) SCHUMACHER, JILL 15 :26.46 :30.24 :25.59 DISQUAL 4) KRABBE, ALICIA 16 :25.59 DISQUAL
54) FLUSHING, NY 1) MADONIA, CLAIRE 14 :26.92 :28.90 :26.60 :30.41 2) O'CONNOR 17 :26.60 :30.41	3) SCHADY, DEBBIE 15 :27.71 :30.26 :26.78 :29.35 4) ASHTON, COLLEEN 16 :26.78 :29.35	AURORA, IL 1) MCCUTCHEON, KELLY 15 :26.66 :28.80 :25.98 :28.17 2) SILVA, LAUREN 13 :25.98 :28.17	3) MCCUTCHEON, LARA 16 :25.64 :28.44 :25.18 DISQUAL 4) NAGEL, BETSY 15 :25.18 DISQUAL

EVENT : 20 BOY'S 400 YARDS FREESTYLE RELAY  
 NATIONAL RECORD 3:03.68 RALEIGH, NC 1988  
 QUALIFYING FOR NATIONALS 3:23.49

\*\*\*\*\*

APRIL 6, 1993 \*\*\*\*\*

PLACE	NAME	YEAR	TEAM	TRIALS	FINAL
CHAMPIONSHIP FINAL					
1)	M. E. LYONS, OH			3:09.61	3:03.88
1)	WALES, DOD	16		:21.78	3) DRUSO, JASON 18 :22.28
				:23.16	:25.27
2)	CROTHERS, JOSH	17		:22.22	4) SCHEER, KARL 18 :21.41
				:24.32	:23.44
2)	HOUSTON, TX			3:09.49	3:08.14
1)	ARCHER, CHRIS	15		:22.17	3) REYNOLDS, MICHAEL 18 :22.38
				:23.49	:25.36
2)	KASCHIK, NICHOLAS	14		:22.84	4) WILLIS, KENT 18 :22.32
				:24.72	:24.86
3)	HARRISBURG E, PA			3:13.31	3:11.30
1)	SELGAS, TIM	18		:22.88	3) BILLET, CHRIS 19 :22.31
				:25.46	:25.61
2)	KLINEFELTER, SETH	16		:23.16	4) LINN, JEREMY 17 :22.03
				:25.68	:24.17

( CONTINUED ON NEXT PAGE )



EVENT: 20 BOY'S 400 YARDS FREESTYLE RELAY (CONTINUED)

4) WINSTON-SALEM, NC			3:13.28		3:11.66
1) TRIBBLE, BRIAN	16	:22.58	3) ZULEGAR, CHAD	17	:23.20
		:24.82			:26.05
2) ALBRIGHT, MIKE	17	:23.26	4) BLACK, ALEX	18	:21.58
		:26.04			:24.13
5) MCKINLEY, IL			3:11.59		3:11.81
1) DUNN, DAVID	17	:23.46	3) RODGERS, ELLIOTT	17	:23.01
		:25.25			:25.92
2) O'DONNELL, ERICH	16	:22.40	4) ELDER, PAT	18	:22.52
		:24.48			:24.77
6) WILTON, CT			3:10.88		3:12.47
1) DAVEY, MATT	18	:22.76	3) DAVIS, TOM	16	:22.55
		:24.85			:26.28
2) SINGER, GREG	17	:23.45	4) STACEY, GREG	16	:22.15
		:26.36			:24.07
7) NAPERVILLE, IL			3:13.50		3:12.73
1) SMYSER, CHRISTOPHER	16	:23.49	3) CLAUS, RYAN	17	:22.98
		:25.18			:25.99
2) MURPHY, BRIAN	17	:23.02	4) SUZZI, ANTHONY	17	:22.40
		:25.17			:24.50
8) AURORA, IL			3:13.05		3:13.17
1) SCHULTZ, JOSH	17	:23.16	3) COCHRAN, DAMON	17	:22.54
		:25.45			:24.95
2) HICKS, JEFF	16	:22.99	4) LARKIN, BRIAN	17	:22.56
		:26.06			:25.46
CONSOLATION FINAL					
9) ROCHESTER, MI			3:13.71		3:11.36
1) EHLEN, KEN	18	:22.75	3) SUGRUE, MIKE	16	:22.59
		:25.09			:24.95
2) REINKE, STEVE	16	:23.13	4) OLSON, PJ	17	:22.57
		:25.18			:25.10
10) WAYNESBORO, VA			3:14.00		3:12.27
1) THOMSON, MATTHEW	17	:22.76	3) DARIN, MIKE	15	:22.99
		:24.88			:25.92
2) MULDER, LUI	16	:23.20	4) WOODWORTH, TOM	18	:21.77
		:26.65			:24.10
11) FLUSHING, NY			3:15.18		3:13.24
1) RUBINO, FRANK	17	:23.02	3) MONTGOMERY, JONAH	17	:23.57
		:24.99			:25.59
2) STRAUSS, PETER	15	:23.05	4) BARTZ, MICHAEL	15	:22.08
		:26.22			:24.72
12) BIRMINGHAM, MI			3:14.02		3:13.26
1) PAWLICK, ADAM	16	:22.93	3) TACK, STEVE	17	:22.61
		:25.07			:25.40
2) NAJARIAN, BRIAN	16	:23.30	4) HANSZ, STEVE	17	:22.07
		:26.63			:25.25
13) UP. MAIN LINE, PA			3:14.69		3:13.44
1) GRAVES, JEFF	17	:23.13	3) CARROLL, RICHARD	16	:22.36
		:25.68			:25.86
2) PRICE, MIKE	15	:22.46	4) FURLONG, MIKE	16	:22.41
		:26.68			:24.86
14) RALEIGH, NC			3:13.56		3:13.80
1) LEISER, GRAEME	16	:23.23	3) HUDSON, SCOTT	16	:22.66
		:25.18			:25.80
2) RILEY, EDDIE	17	:22.60	4) CROWDER, JASON	18	:22.87
		:26.08			:25.38
15) SOMERSET V. NJ			3:15.02		3:13.96
1) SHERMAN, SCOTT	18	:22.58	3) RUZAK, MITCHELL	18	:23.38
		:25.10			:26.17
2) UKEN, DON	17	:22.94	4) KLEIN, CHRIS	15	:22.79
		:25.94			:25.06

( CONTINUED ON NEXT PAGE )

EVENT: 20 BOY'S 400 YARDS FREESTYLE RELAY (CONTINUED)

16) G. NIPPERT, OH			3:14.04		3:14.99				
1) DRYER, IKE	17	:23.14		3) KRABBE, BRYAN	17	:23.69			
		:25.44				:26.93			
2) FIGHTMASTER, JASON	18	:23.12		4) SMITH, MATT	17	:22.52			
		:25.49				:24.66			
1) HOUSTON, TX			3:09.49	12) BIRMINGHAM, MI			3:14.02		
1) ARCHER, CHRIS	15	:22.41		3) REYNOLDS, MICHAEL	18	:23.01		3) TACK, STEVE	17
		:23.53				:25.41			:22.89
2) KASCHIK, NICHOLAS	14	:23.04		4) WILLIS, KENT	18	:22.94		4) HANSZ, STEVE	17
		:24.53				:24.62			:25.68
2) M. E. LYONS, OH			3:09.61	13) UP. MAIN LINE, PA			3:14.69		
1) DRUSO, JASON	18	:23.19		1) PRICE, MIKE	15	:23.52		3) GRAVES, JEFF	17
		:25.89				:27.07			:22.74
2) MARCOTTE, JAMIE	17	:23.17		2) CARROLL, RICHARD	16	:22.51		4) FURLONG, MIKE	16
		:25.10				:25.72			:25.44
3) WILTON, CT			3:10.88	14) G. NIPPERT, OH			3:14.84		
1) DAVEY, MATT	18	:22.50		1) DRYER, IKE	17	:23.28		3) KRABBE, BRYAN	17
		:24.67				:25.36			:23.71
2) SINGER, GREG	17	:23.11		2) FIGHTMASTER, JASON	18	:23.18		4) SMITH, MATT	17
		:26.21				:25.33			:27.05
4) MCKINLEY, IL			3:11.59	15) SOMERSET V, NJ			3:15.02		
1) DUNN, DAVID	17	:23.68		1) KLEIN, CHRIS	15	:23.65		3) RUZAK, MITCHELL	18
		:25.15				:25.20			:23.55
2) O'DONNELL, ERICH	16	:22.61		2) UKEN, DON	17	:23.00		4) SHERMAN, SCOTT	18
		:24.36				:26.27			:26.19
5) AURORA, IL			3:13.05	16) FLUSHING, NY			3:15.18		
1) SCHULTZ, JOSH	17	:22.84		1) RUBINO, FRANK	17	:23.92		3) STRAUSS, PETER	15
		:25.21				:25.08			:23.80
2) HICKS, JEFF	16	:22.67		2) MONTGOMERY, JONAH	17	:23.62		4) BARTZ, MICHAEL	15
		:25.93				:25.94			:25.47
6) WINSTON-SALEM, NC			3:13.28	17) SPARTANBURG, SC			3:15.22		
1) TRIBBLE, BRIAN	18	:23.15		1) MORROW, WESLEY	15	:23.45		3) VAUGHAN, JOEL	16
		:24.57				:25.40			:23.26
2) ALBRIGHT, MIKE	17	:23.78		2) SAWYER, WESLEY	15	:23.66		4) GRIFFIN, JAY	18
		:26.15				:25.74			:26.21
7) HARRISBURG E, PA			3:13.31	18) SARASOTA, FL			3:15.78		
1) SELGAS, TIM	18	:23.52		1) CHAMPNEY, TIM	15	:23.99		3) ESPOSITO, JASON	18
		:25.52				:24.41			:23.07
2) KLINEFELTER, SETH	16	:23.18		2) COURY, KHALED	15	:23.76		4) BRUENWING, JOHN	17
		:26.10				:25.56			:26.26
8) NAPERVILLE, IL			3:13.50	19) HAMDEN, CT			3:15.80		
1) SMYSER, CHRISTOPH	16	:23.40		1) KENNEDY, JACK	16	:23.53		3) REEDER, JOHN SHAW	19
		:25.09				:25.43			:23.31
2) MURPHY, BRIAN	17	:23.18		2) CADMAN, BRIAN	15	:23.70		4) LUCAN, JARAD	16
		:25.22				:26.71			:25.24
9) RALEIGH, NC			3:13.56	20) ROANOKE, VA			3:15.98		
1) RILEY, EDDIE	17	:23.19		1) SUSIL, ROBERT	18	:24.37		3) MARSH, BRIAN	15
		:26.10				:25.74			:23.98
2) HUDSON, SCOTT	16	:23.08		2) MCLEDD, MATHEW	15	:23.10		4) FELDMAN, DAVID	17
		:25.51				:26.09			:25.83
10) ROCHESTER, MI			3:13.71	21) LYNCHBURG, VA			3:16.35		
1) EHLEN, KEN	18	:22.94		1) WALLACE, PHILIP	16	:23.51		3) INGE, ALEX	17
		:26.07				:25.80			:23.04
2) SUGRUE, MIKE	16	:22.75		2) SMITH, CLYDE	16	:22.77		4) BIRD, DEREK	18
		:25.16				:25.79			:26.59
11) WAYNESBORO, VA			3:14.00	22) WESTFIELD, NJ			3:16.42		
1) THOMSON, MATTHEW	17	:23.01		1) KENDALL, TODD	16	:23.42		3) SMITH, TIM	17
		:24.66				:26.07			:22.99
2) MULDER, LUJ	16	:23.48		2) ULRICH, PAUL	17	:23.55		4) POLLACK, TED	16
		:26.98				:26.25			:25.94

( CONTINUED ON NEXT PAGE )

EVENT: 20 BOY'S 400 YARDS FREESTYLE RELAY		(CONTINUED)	
23) ASHLAND, OH	3:16.48	35) SOMERSET HILL, NJ	3:18.19
1) SILDY, STEVE 18 :24.27	3) HENIKMAN, ROB 15 :23.01	1) PFARRER, BRIAN 18 :23.09	3) MULVEY, BRENDAN 15 :34.54
:25.90	:26.29	:24.73	:23.72
2) GRAY, RYAN 19 :23.28	4) JOHNSON, JOE 18 :22.28	2) LIPA, MIKE 14 :24.09	4) GALLER, MARK 17 :25.98
:26.41	:25.04	:42.04	
24) FAIRFIELD, OH	3:16.52	36) NW DUPAGE, IL	3:18.31
1) GUIBORD, BRIAN 17 :22.66	3) INFANTINO, MATT 17 :22.88	1) ACKERT, STEPHEN 15 :24.97	3) BRUESCH, JOHN 15 :22.97
:24.78	:26.57	:26.16	:25.69
2) ANGUS, STEVE 17 :23.72	4) PACKER, CHAD 18 :23.19	2) MURPHY, GLENN 17 :23.61	4) SZWEDA, BRYAN 15 :22.84
:27.21	:25.51	:26.19	:25.88
24) BLOOMSBURG, PA	3:16.52	37) SPRINGFIELD, OH	3:18.32
1) ZENYUH, JAMES 16 :24.09	3) KLEIN, STEVE 17 :23.27	1) BURCHAM, BROCK 15 :23.31	3) RAILSBACK, JOEL 16 :24.71
:26.40	:26.36	:25.78	:27.64
2) MANOFSKY, BRIAN 17 :23.56	4) COLE, MATT 17 :22.18	2) BELL, JEFF 16 :23.15	4) KAMINSKI, JOCHEN 18 :22.97
:26.00	:24.66	:25.36	:25.40
26) COUNTRYSIDE, OH	3:16.64	38) GLENDALE, CA	3:18.34
1) DAVIS, JASON 18 :23.38	3) MULSHINE, DAVID 16 :24.39	1) STEWART, CHRIS 15 :24.71	3) ZUAZUA, REUBEN 17 :23.52
:25.31	:26.88	:27.18	:26.35
2) STIGALL, SHAUN 15 :23.17	4) HARTIG, JOSH 17 :22.81	2) AKOPYAN, RAYMOND 18 :22.71	4) BRENDE, DAVID 16 :22.99
:25.21	:25.49	:25.78	:25.10
27) BURLINGTON, NJ	3:16.68	39) KALAMAZOO, MI	3:18.37
1) PETROSKI, MAT 17 :23.82	3) BRAUN, JASON 18 :22.88	1) JOHNSON, SCOTT 16 :24.40	3) ROBBINS, BRETT 16 :23.25
:26.12	:41.58	:26.20	:26.33
2) WILKINSON, MIKE 15 :23.09	4) SHELDEN, JOHN 18 :32.57	2) ROBERTS, MARK 15 :23.00	4) TAYLOR, JAMIE 17 :22.96
:26.70		:26.61	:25.62
28) RED BANK, NJ	3:16.88	40) MANSFIELD, OH	3:18.84
1) WILKENS, TOM 17 :23.08	3) FLORIO, PAUL 17 :23.81	1) FRANKOW, ADAM 15 :24.67	3) PALENSHUS, DIRK 17 :23.52
:24.45	:26.51	:26.96	:26.32
2) KELLY, ROBERT 18 :23.26	4) KEENAN, DAN 16 :22.77	2) PARSONS, BRYAN 16 :23.44	4) PARSONS, STEVE 19 :22.57
:25.73	:27.27	:26.03	:25.33
29) KETTERING, OH	3:17.05	41) GRAND RAPIDS, MI	3:19.03
1) LEIBOLD, JOE 17 :23.58	3) WEISS, KEVIN 18 :23.44	1) BOYCE, ANDREW 15 :23.82	3) FLIKKEMA, BRAD 14 :23.21
:25.86	:26.37	:25.32	:26.21
2) HOGUE, SAMUEL 16 :23.25	4) BORCHERS, JOHN 16 :22.54	2) SCHINNERER, DAN 14 :24.41	4) MUSIALCZYK, MARTI 17 :23.50
:26.07	:25.94	:26.87	:25.69
30) NEW CANAAN, CT	3:17.19	42) CAPE ANN, MA	3:19.69
1) FULLILOVE, ADAM 16 :23.04	3) CORSELLO, ED 16 :24.35	1) CARUSO, STEPHEN 16 :24.06	3) DOHERTY, IAN 15 :23.80
:24.21	:26.59	:25.96	:26.24
2) FINE, DAVID 16 :23.34	4) FORTMAN, JEFF 16 :23.66	2) THOMAS, JON 16 :24.71	4) VIRDEN, TYLER 17 :22.60
:25.99	:26.01	:26.71	:25.61
31) READING, PA	3:17.44	43) LAKELAND HILL, NJ	3:19.98
1) HALL, RANDY 16 :24.01	3) TROY, SCOTT 17 :23.40	1) RUSSELL, DAN 14 :23.41	3) FERGUSON, ANDREW 13 :23.56
:26.86	:25.99	:26.00	:26.80
2) EISENHOFER, JUST 16 :22.85	4) HOUCK, TOM 17 :23.31	2) BOARDMAN, BRIAN 14 :23.87	4) COHEN, BRIAN 16 :22.78
:25.50	:25.52	:28.00	:25.56
32) RIDGEWOOD, NJ	3:17.56	44) PULASKI, VA	3:20.11
1) RABINOVITCH, DAN 16 :24.04	3) POGGI, PAUL 15 :22.92	1) MANNING, BRIAN 17 :22.95	3) STONE, MARK 16 :24.84
:26.21	:26.25	:24.69	:26.68
2) GUASTELLO, CHRIS 17 :23.19	4) STOVEKEN, ERIC 18 :22.89	2) HUGHSTON, WHIT 15 :23.93	4) JENNINGS, RICKIE 15 :23.86
:26.53	:25.53	:26.63	:26.53
33) ELGIN, IL	3:17.91	45) AUBURN, NY	3:20.53
1) JONES, KEVIN 18 :23.73	3) FLETCHER, JAMIE 18 :22.97	1) CIERI, JOE 17 :23.59	3) DELLOSTRITTO, DOU 17 :23.77
:25.51	:26.37	:27.00	:26.10
2) CULVER, BEN 16 :24.09	4) NOBACK, CHARLES 17 :22.98	2) RYAN, NEIL 17 :23.42	4) MCMILLAN, JASON 18 :23.05
:26.65	:25.61	:26.68	:26.92
34) ANN ARBOR, MI	3:18.00	46) HUNTINGTON, NY	3:20.77
1) McVITTIE, MATTHEW 16 :23.19	3) SPENSER, KURT 15 :23.87	1) CHEN, JEFFREY 16 :24.32	3) HARVEY, BILL 17 :24.45
:24.97	:26.78	:26.00	:26.30
2) CHAMPLEY, JAY 15 :23.91	4) KORSIEDAL, BOB 18 :23.22	2) HOLLWEG, TOM 18 :23.93	4) CAMPEA, SCOTT 18 :23.87
:26.65	:25.41	:25.45	:26.45

( CONTINUED ON NEXT PAGE )

EVENT: 20 BOY'S 400 YARDS FREESTYLE RELAY		(CONTINUED)	
47) ASHTABULA, OH	3:21.81	55) YOUNGSTOWN, OH	3:25.00
1) HAWES, MIKE 18 :23.64	3) ROSSITER, JOE 16 :23.59	1) KOSTELIC, MATT 15 :24.87	3) PORTO, MARVEL 17 :23.59
:26.74	:26.81	:27.92	:26.46
2) BRANT, TREVOR 15 :24.81	4) HUTCHINS, MIKE 18 :22.67	2) DOMONKOS, ANDREW 17 :24.53	4) LAYDA, BLAKE 16 :22.98
:28.07	:25.48	:27.95	:26.70
48) SCOTTDALE, PA	3:22.10	56) HAMILTON, NJ	3:25.27
1) BALKO, JASON 18 :23.54	3) SCHELL, DAVID 18 :23.51	1) BUTCH, JASON 16 :25.76	3) SOLAN, JOHN 17 :24.24
:25.72	:26.77	:27.98	:26.32
2) PRYJMAK, PETER 17 :23.83	4) WILLIAMS, DAVID 17 :24.34	2) YAMAMOTO, JIN 18 :25.37	4) KANE, ROBERT 19 :22.89
:27.42	:26.97	:27.42	:25.29
49) CHESHIRE, CT	3:23.82	57) MARIETTA, OH	3:25.79
1) MCGAVRAN, DAVE 17 :24.23	3) BURNS, ERIC 18 :24.61	1) LIECHTI, MARTIN 18 :24.42	3) OSBORNE, DAVID 17 :24.68
:26.83	:27.86	:27.92	:25.04
2) VOELKER, RAY 18 :24.25	4) HUESTON, KERRY 17 :23.01	2) HAAS, NATHANIEL 16 :24.13	4) BANZIGER, BRYAN 17 :22.57
:27.09	:25.94	:27.71	:25.32
50) UP. MONTGOMERY, MD	3:24.21	58) GREEN BAY, WI	3:26.62
1) DOUGLAS, CARLOS 16 :24.30	3) WHITE, KELLY 16 :23.19	1) WEINHOLD, MARK 18 :24.34	3) VANDENWYMELENBERG 15 :24.81
:26.84	:26.82	:26.02	:28.20
2) GOWETSKI, DAN 14 :24.56	4) GOLDSTEIN, ERIC 14 :23.74	2) CLASSON, DAVE 16 :24.77	4) GOEBEN, TIM 23 :24.15
:28.38	:26.38	:27.71	:26.62
51) EAU CLAIRE, WI	3:24.25	59) BATH, ME	3:29.39
1) GABLER, BILL 18 :24.09	3) STIEN, TODD 17 :23.50	1) SEARLESS, DAVID 15 :24.37	3) DRAUT, JASON 16 :25.27
:27.82	:26.38	:27.88	:27.89
2) FUERSTENBERG, JON 18 :23.65	4) MILNE, BILL 17 :23.91	2) MAIER, ERIK 16 :25.15	4) CHURING, JON 18 :23.07
:27.16	:27.74	:29.21	:26.55
52) FARGO, ND	3:24.31	AKRON W. R., OH	DISQUAL
1) SCHINDLER, JAY 16 :23.76	3) PARSON, PAUL 17 :24.67	1)	3)
:26.58	:27.09	2)	4)
2) SAUVEGEAU, SETH 16 :24.77	4) JILEK, DAVID 17 :23.64		
:28.28	:25.52		DISQUAL
53) NORTH CANTON, OH	3:24.69	BATTLE CREEK, MI	DISQUAL
1) STAMATES, JOHN 16 :23.94	3) JOHNSON, MATT 15 :24.26	1)	3)
:27.22	:27.73	2)	4)
2) MCCANN, TIM 15 :24.10	4) SHAHAN, ERIC 17 :24.17		
:27.05	:26.22		DISQUAL
54) CONCORD, NH	3:24.81		
1) JONES, DAVID 15 :24.81	3) TEAGUE, REUBEN 16 :24.42		
:26.79	:28.72		
2) ANDERSON, RONALD 16 :17.07	4) LUCEY, BRIAN 15 :22.99		
:34.74	:25.27		

```

GGGGGGG  IIIIII  RRRRRRR  LL      GGGGGG
GG        II      RR      RR  LL      SS
GG  GGGG  II      RRRRRR  LL      SSSSS
GG  GG    II      RR      RR  LL      SS
GGGGGGG  IIIIII  RR      RR  LLLLLL  SSSSSSS
GGGGGGG  IIIIII  RR      RR  LLLLLL  SSSSS

```

SCORING AFTER TUESDAY APRIL 6TH

ALL EVENTS

1) HOUSTON, TX	165.0	28)	SALEM COUNTY, NJ	16.0
2) UP. MAIN LINE, PA	140.0	28)	AURORA, IL	16.0
3) M. E. LYONS, OH	113.0	30)	RIDGEWOOD, NJ	15.0
4) MANSFIELD, OH	108.0	31)	NEW CANAAN, CT	14.0
5) NW DUPAGE, IL	101.0	31)	BLUE ASH, OH	14.0
6) BIRMINGHAM, MI	87.0	33)	SAGINAW, MI	13.0
7) SOMERSET V, NJ	77.5	33)	OAK PARK, IL	13.0
8) KALAMAZOO, MI	69.0	33)	WAYNESBORO, VA	13.0
9) HUNTINGTON, WV	58.0	33)	WINSTON-SALEM, NC	13.0
9) ROCHESTER, MI	58.0	37)	STATE COLLEGE, PA	12.0
9) SARASOTA, FL	58.0	37)	PARKERSBURG, WV	12.0
12) GRAND RAPIDS, MI	55.0	39)	LINCOLN TRAIL, IL	11.0
13) GLENDALE, CA	46.0	39)	KETTERING, OH	11.0
14) JOLIET, IL	45.5	41)	FAIRFIELD, OH	10.0
15) ELKHART, IN	44.0	42)	MOULTRIE, GA	9.0
16) LAKE REGION, IL	42.0	43)	MCKINLEY, IL	8.0
16) WILTON, CT	42.0	44)	SHENANGO, PA	6.0
18) SPARTANBURG, SC	39.0	44)	SCHROEDER, WI	6.0
19) READING, PA	38.0	44)	WEST SIDE, NY	6.0
20) CAPE ANN, MA	29.0	47)	RED BANK, NJ	5.0
20) NAPERVILLE, IL	29.0	47)	WESTPORT, CT	5.0
22) HAMDEN, CT	26.0	47)	SOUTHINGTON, CT	5.0
22) SOMERSET HILL, NJ	26.0	47)	TOPEKA, KS	5.0
24) ROANOKE, VA	25.0	47)	ROCKFORD, IL	5.0
25) CHAR'VILLE, VA	21.0	52)	CHAMBERSBURG, PA	4.0
25) SEVERNA PARK, MD	21.0	53)	RALEIGH, NC	3.0
27) COUNTRYSIDE, OH	20.0	54)	MOUNT VERNON, OH	1.0

```

BBBBBB      00000      YY      YY      SSSSS
BBBBBBBB    0000000    YY      YY    SSSSSSS
BB      BB  00      00    YY      YY    SS
BBBBBB      00      00      YYYY      SSSSS
BB      BB  00      00      YY      SS
BBBBBBBB    0000000    YY      SSSSSSS
BBBBBB      00000      YY      SSSSS

```

SCORING AFTER TUESDAY APRIL 6TH

ALL EVENTS

1)	M. E. LYONS, OH	200.5	28)	SPARTANBURG, SC	20.0
2)	HOUSTON, TX	151.0	29)	FAIRFIELD, CT	19.0
3)	HARRISBURG E, PA	95.0	30)	KENNETT, PA	18.0
4)	ROCHESTER, MI	93.5	31)	COUNTRYSIDE, OH	16.0
5)	MOULTRIE, GA	89.0	31)	BEAVERCREEK, OH	16.0
6)	WAYNESBORO, VA	86.0	31)	RED BANK, NJ	16.0
7)	WINSTON-SALEM, NC	70.0	31)	SAN PEDRO, CA	16.0
8)	NAPERVILLE, IL	69.0	31)	HUNTINGTON, WV	16.0
9)	MCKINLEY, IL	54.0	36)	JOLIET, IL	15.0
10)	AURORA, IL	53.0	36)	SOMERSET V, NJ	15.0
11)	WILTON, CT	52.5	38)	PULASKI, VA	14.5
12)	SOMERSET HILL, NJ	51.0	39)	RIDGEWOOD, NJ	14.0
13)	HAMDEN, CT	43.0	40)	HAMILTON, OH	13.0
14)	FLUSHING, NY	42.0	41)	FAIRFIELD, OH	12.5
15)	BIRMINGHAM, MI	41.0	42)	BUTLER, PA	12.0
16)	SARASOTA, FL	36.0	43)	GLENDALE, CA	11.5
17)	READING, PA	33.0	44)	CLAY-PLATTE, MO	8.0
17)	WILMINGTON, NC	33.0	45)	BLOOMSBURG, PA	7.0
19)	SCHROEDER, WI	32.0	45)	MARIETTA, OH	7.0
20)	RALEIGH, NC	31.0	47)	NW DUPAGE, IL	5.0
21)	LAKELAND HILL, NJ	30.0	48)	SPRINGFIELD, OH	4.0
22)	CLERMONT, OH	29.0	48)	ROANOKE, VA	4.0
23)	NEW CANAAN, CT	28.0	50)	CAPE ANN, MA	2.0
23)	WHATCOM, WA	28.0	50)	ELGIN, IL	2.0
25)	UP. MAIN LINE, PA	26.0	50)	CHANDLER, AL	2.0
26)	HUNTINGTON, NY	23.0	53)	ALLENTOWN, PA	1.0
27)	G. NIPPERT, OH	21.0			

```

CCCCC   00000   MMMM   MMMM   BBBBBB   IIIIII   NNN   NN   EEEEEEE   DDDDD
CCCCCCCC 0000000  MM MM   MM MM   BBBBBBBB  IIIIII   NNNN   NN   EEEEEEE   DDDDDDD
CC       00     00   MM   MMMM   MM   BB   BB   II   NN   NN   NN   EE   DD   DD
CC       00     00   MM     MM   MM   BBBBBB   II   NN   NN   NN   EEEEE   DD   DD
CC       00     00   MM     MM   MM   BB   BB   II   NN   NN   NN   EE   DD   DD
CCCCCCCC 0000000  MM     MM   BBBBBBBB  IIIIII   NN   NNNN   EEEEEEE   DDDDDDD
CCCCC   00000   MM     MM   BBBBBB   IIIIII   NN   NNN   EEEEEEE   DDDDD



```

SCORING	AFTER TUESDAY	APRIL 6TH			
1)	HOUSTON, TX	316.0	17)	AURORA, IL	69.0
2)	M. E. LYONS, OH	313.5	17)	HAMDEN, CT	69.0
3)	UP. MAIN LINE, PA	166.0	19)	MCKINLEY, IL	62.0
4)	ROCHESTER, MI	151.5	20)	JOLIET, IL	60.5
5)	BIRMINGHAM, MI	128.0	21)	SPARTANBURG, SC	59.0
6)	NW DUPAGE, IL	106.0	22)	GLENDALE, CA	57.5
7)	WAYNESBORO, VA	99.0	23)	NEW CANAAN, CT	42.0
8)	MOULTRIE, GA	98.0	24)	SCHROEDER, WI	38.0
8)	NAPERVILLE, IL	98.0	25)	COUNTRYSIDE, OH	36.0
10)	WILTON, CT	94.5	26)	RALEIGH, NC	34.0
11)	SARASOTA, FL	94.0	27)	CAPE ANN, MA	31.0
12)	SOMERSET V, NJ	92.5	28)	ROANOKE, VA	29.0
13)	WINSTON-SALEM, NC	83.0	28)	RIDGEWOOD, NJ	29.0
14)	SOMERSET HILL, NJ	77.0	30)	FAIRFIELD, OH	22.5
15)	HUNTINGTON, WV	74.0	31)	RED BANK, NJ	21.0
16)	READING, PA	71.0			





Alamo Rent A Car Presents



**National  
Swimming  
and  
Diving  
Championships**  
  
**April '93**  
  
**Fort Lauderdale  
Florida**



400 IM  
50 Freestyle  
200 Backstroke  
800 Freestyle Relay  
Men's 3m Diving

**FINAL  
RESULTS**

**WEDNESDAY**

INTERNATIONAL SWIMMING HALL OF FAME AQUATIC COMPLEX



1993 NATIONAL SHORT COURSE  
 SWIMMING AND DIVING CHAMPIONSHIPS  
 FT. LAUDERDALE, FLORIDA

EVENT : 21 GIRL'S 400 YARDS INDIVIDUAL MEDLEY \*\*\*\*\* APRIL 7, 1993 \*\*\*\*\*  
 NATIONAL RECORD 4:18.70 J. JORGENSEN WILTON FAMILY, CT 1988  
 QUALIFYING FOR NATIONALS 4:52.39

PLACE	NAME	YEAR	TEAM	TRIALS	FINAL
<b>CHAMPIONSHIP FINAL</b>					
1)	MAGGIO, SARAH	17	NW DUPAGE, IL	4:23.98	4:22.01
	:27.09 :31.81 :33.74 :33.40				
	:37.15 :37.49 :30.95 :29.58				
2)	SILVA, LAUREN	13	AURORA, IL	4:31.42	4:24.47
	:29.28 :32.79 :33.18 :33.53				
	:37.33 :38.49 :30.41 :29.46				
3)	ABBEY, JENNIFER	14	GLENDALE, CA	4:31.92	4:26.58
	:29.87 :32.95 :33.90 :33.66				
	:37.29 :37.57 :31.14 :30.20				
4)	HERRICK, SUSAN	16	CAPE ANN, MA	4:32.34	4:30.50
	:28.58 :32.52 :34.20 :34.36				
	:38.42 :39.00 :32.40 :31.02				
5)	BAUSHER, SAMANTHA	16	READING, PA	4:33.11	4:30.61
	:28.00 :32.50 :34.61 :34.24				
	:39.04 :39.83 :31.83 :29.76				
6)	LINDBLOM, AMY	15	WILTON, CT	4:33.40	4:31.74
	:29.01 :32.63 :35.87 :34.65				
	:39.19 :39.66 :31.00 :29.73				
7)	OLSON, MELISSA	14	HUNTINGTON, WV	4:32.05	4:32.81
	:29.50 :33.40 :34.40 :33.71				
	:39.30 :39.32 :32.31 :30.87				
8)	VANSLINGERLANDT, MICA	17	BIRMINGHAM, MI	4:32.42	4:34.01
	:29.23 :33.00 :34.97 :34.67				
	:39.62 :40.14 :31.26 :31.12				
<b>CONSOLATION FINAL</b>					
9)	OSWALD, VALERIE	14	WAYNESBORO, VA	4:33.90	4:28.21
	:28.90 :33.27 :34.60 :33.81				
	:38.84 :37.72 :31.63 :29.44				
10)	BUCHER, CAROLYN	13	ROANOKE, VA	4:35.97	4:38.47
	:29.21 :33.43 :34.68 :33.59				
	:38.10 :38.96 :31.36 :31.14				
11)	WENDT, KATE	18	OK PARK, IL	4:35.77	4:31.81
	:28.65 :32.76 :35.49 :33.80				
	:38.71 :39.26 :32.05 :31.01				
12)	ARMITAGE, KATHERYN	14	HAMDEN, CT	4:36.16	4:34.09
	:30.30 :34.28 :36.78 :34.86				
	:38.14 :38.18 :31.19 :30.36				
13)	MILLER, CORI	18	GLENDALE, CA	4:37.28	4:34.84
	:30.77 :34.37 :37.09 :35.95				
	:38.40 :38.28 :30.91 :29.07				
14)	DORMER, DINA	16	UP, MAIN LINE, PA	4:36.15	4:34.90
	:30.09 :33.67 :37.52 :35.07				
	:38.48 :38.60 :31.81 :29.66				
15)	DUNLEAVEY, AMY	17	WILTON, CT	4:33.65	4:36.67
	:29.72 :33.67 :36.76 :35.97				
	:37.71 :39.48 :32.52 :30.84				
16)	ANDREASEN, ERIKA	17	KALAMAZOO, MI	4:38.62	4:38.39
	:29.82 :33.79 :34.73 :34.14				
	:40.73 :41.27 :32.24 :31.67				
1)	MAGGIO, SARAH	17	NW DUPAGE, IL	4:23.98	4:32.42
	:28.14 :32.40 :34.10 :34.41				
	:36.81 :36.96 :32.22 :28.94				
2)	SILVA, LAUREN	13	AURORA, IL	4:31.42	4:33.11
	:29.30 :33.18 :32.09 :33.19				
	:40.04 :40.15 :31.92 :30.75				
3)	ABBEY, JENNIFER	14	GLENDALE, CA	4:31.92	4:33.40
	:30.25 :33.35 :34.23 :34.29				
	:38.26 :39.05 :31.55 :30.94				
4)	OLSON, MELISSA	14	HUNTINGTON, WV	4:32.05	4:33.65
	:29.65 :33.29 :34.02 :33.02				
	:38.99 :39.53 :32.37 :31.18				
5)	HERRICK, SUSAN	16	CAPE ANN, MA	4:32.34	4:33.90
	:28.75 :32.64 :34.49 :33.99				
	:38.75 :39.33 :32.99 :31.40				
6)	VANSLINGERLANDT, MICA	17	BIRMINGHAM, MI	4:32.42	4:33.11
	:28.69 :32.29 :34.27 :34.30				
	:39.73 :40.39 :31.70 :31.05				
7)	BAUSHER, SAMANTHA	16	READING, PA	4:33.11	4:33.40
	:28.84 :32.61 :34.55 :33.97				
	:39.77 :40.80 :31.66 :30.91				
8)	LINDBLOM, AMY	15	WILTON, CT	4:33.40	4:33.65
	:29.19 :32.83 :36.36 :35.12				
	:39.42 :39.69 :30.93 :29.86				
9)	DUNLEAVEY, AMY	17	WILTON, CT	4:33.65	4:33.90
	:29.71 :34.04 :36.63 :35.80				
	:37.72 :39.20 :31.74 :28.81				
10)	OSWALD, VALERIE	14	WAYNESBORO, VA	4:33.90	4:33.90
	:29.23 :33.80 :35.67 :34.51				
	:38.65 :39.25 :32.17 :30.62				

( CONTINUED ON NEXT PAGE )

## EVENT: 21 GIRL'S 400 YARDS INDIVIDUAL MEDLEY (CONTINUED)

11) MENDT, KATE	18 OAK PARK, IL	4:35.77	36) BRYM, MICHELLE	16 MOUNT VERNON, OH	4:46.10
:28.76 :32.79	:35.83 :34.06		:31.10 :35.71	:38.75 :36.97	
:40.51 :40.26	:32.40 :31.16		:39.42 :40.04	:32.78 :31.41	
12) BUCHER, CAROLYN	13 ROANOKE, VA	4:35.97	37) SEIDER, AMY	17 SCHROEDER, WI	4:46.37
:29.51 :33.74	:35.07 :34.79		:30.32 :34.76	:37.28 :35.80	
:39.75 :40.36	:32.42 :30.33		:41.26 :41.70	:33.37 :31.88	
13) DORMER, DINA	16 UP. MAIN LINE, PA	4:36.15	38) HORTON, KATINA	17 RALEIGH, NC	4:46.55
:29.87 :33.94	:37.32 :35.55		:29.46 :33.97	:36.89 :36.97	
:38.47 :39.05	:31.66 :30.29		:42.33 :42.43	:32.90 :31.60	
14) ARMITAGE, KATHERYN	14 HAMDEN, CT	4:36.16	39) RAWLINGS, BLAKELY	14 PETERSBURG, VA	4:46.67
:30.29 :34.74	:37.12 :34.72		:30.75 :35.74	:36.03 :36.00	
:37.87 :38.44	:32.02 :30.96		:40.50 :41.65	:34.03 :31.97	
15) MILLER, CORI	18 GLENDALE, CA	4:37.28	40) RAINES, HEATHER	14 HUNTINGTON, WV	4:46.74
:30.02 :33.43	:35.82 :35.93		:31.76 :35.54	:38.01 :36.67	
:38.95 :39.23	:32.47 :31.43		:40.15 :40.32	:32.82 :31.47	
16) ANDREASEN, ERIKA	17 KALAMAZOO, MI	4:38.62	41) JACKSON, KIM	14 GLENS FALLS, NY	4:46.79
:29.44 :33.61	:34.69 :34.39		:31.92 :36.06	:36.96 :35.19	
:40.04 :41.90	:32.32 :31.43		:40.01 :40.17	:34.17 :31.51	
17) BOYLE, LORI	17 POWEL CROSLY, OH	4:39.01	42) GARGARELLA, CECELIA	14 HUNTINGTON, WV	4:47.95
:29.41 :33.41	:35.51 :34.40		:30.18 :34.60	:36.12 :35.59	
:40.79 :40.79	:32.84 :31.86		:41.37 :40.99	:35.32 :33.78	
18) HENRY, JESSACA	16 KALAMAZOO, MI	4:39.79	43) BERGLUND, KRISSEY	16 SOMERSET V, NJ	4:48.32
:29.55 :33.16	:35.36 :34.40		:29.41 :34.09	:37.05 :36.78	
:41.37 :41.15	:32.86 :31.94		:42.48 :42.97	:33.08 :32.46	
19) RYAN, KATIE	17 SOMERSET HILL, NJ	4:40.83	44) BRENNER, SARA	16 BIRMINGHAM, MI	4:48.44
:29.36 :33.10	:35.84 :34.67		:30.50 :35.64	:37.75 :37.54	
:42.64 :42.91	:31.63 :30.68		:40.89 :41.07	:33.25 :31.80	
20) MINETREE, COURTNEY	15 PETERSBURG, VA	4:41.76	45) TRIBOU, PAIGE	14 GOLDSBORO, NC	4:48.55
:29.46 :34.07	:35.14 :34.90		:30.30 :34.52	:37.60 :36.28	
:41.94 :42.35	:32.59 :31.31		:42.43 :43.63	:32.33 :31.46	
21) SCHLIPF, KRISTIN	15 READING, PA	4:42.15	46) GUSSEN, CHRISSY	15 FAIRFIELD, CT	4:49.32
:29.31 :34.15	:35.60 :34.53		:30.78 :34.69	:38.22 :37.06	
:39.95 :41.59	:34.09 :32.93		:41.62 :41.60	:33.13 :32.22	
22) MUSK, ELLEN	16 M. E. LYONS, OH	4:43.40	47) HANSON, PAM	13 LA CROSSE, WI	4:49.43
:30.49 :34.32	:36.13 :34.57		:29.99 :35.14	:36.72 :36.63	
:41.82 :42.87	:32.13 :31.07		:41.77 :41.93	:33.69 :33.56	
23) STRETCHER, SUSAN	17 SPARTANBURG, SC	4:43.48	48) CHUNG, JESSICA	13 BIRMINGHAM, MI	4:50.84
:29.76 :33.95	:35.47 :35.41		:31.44 :35.34	:37.35 :37.54	
:40.32 :41.50	:33.68 :33.39		:39.97 :40.75	:34.93 :33.52	
24) FINOTTI, JENNIFER	15 WAYNESBORO, VA	4:43.59	49) SHERMAN, KERRI	15 SOMERSET V, NJ	4:51.38
:30.13 :35.36	:34.81 :32.72		:31.12 :35.29	:38.13 :37.82	
:42.83 :42.62	:33.09 :32.03		:41.56 :41.63	:33.57 :32.26	
25) BOROMSKI, SARAH	17 SPARTANBURG, SC	4:43.60	50) FENN, MEGHAN	13 WESTPORT, CT	4:51.49
:30.94 :34.92	:35.86 :34.85		:30.63 :35.19	:38.13 :36.55	
:42.88 :42.36	:31.49 :30.30		:42.45 :41.58	:33.82 :33.14	
26) MUSK, STEPHANIE	17 M. E. LYONS, OH	4:43.70	51) GILSON, TARA	15 PARKERSBURG, WV	4:51.80
:29.72 :35.35	:35.64 :35.29		:29.97 :33.87	:37.27 :37.38	
:40.77 :41.21	:33.41 :32.31		:43.34 :44.03	:33.50 :32.44	
27) SCHEIRMAN, JO ELLEN	13 HUNTINGTON, WV	4:43.87	52) STEPHENS, ELLEN	13 HOUSTON, TX	4:51.83
:28.99 :32.82	:35.85 :35.75		:30.98 :34.77	:36.72 :36.55	
:42.54 :41.71	:33.52 :32.69		:41.75 :43.17	:34.04 :33.85	
28) WRIGHT, MARTHA	15 WAYNESBORO, VA	4:44.14	53) FOLKEMER, SARAH	16 SEVERNA PARK, MD	4:52.08
:29.15 :33.65	:37.11 :36.23		:30.22 :34.50	:38.12 :37.48	
:41.66 :42.37	:33.03 :30.94		:40.61 :41.62	:35.48 :34.05	
29) MURPHY, ALISON	17 NEW CANAN, CT	4:44.15	54) BARNES, VICTORIA	13 GOLDSBORO, NC	4:52.16
:29.28 :34.15	:37.14 :36.47		:29.67 :34.52	:35.24 :35.57	
:40.23 :41.69	:32.86 :32.33		:44.06 :44.95	:34.15 :34.00	
30) BUDD, KERRY	14 UP. MAIN LINE, PA	4:44.41	55) UPDEGRAFF, BETH	17 LINCOLN TRAIL, IL	4:52.34
:30.60 :36.59	:37.92 :35.67		:29.92 :34.47	:38.14 :37.96	
:39.60 :39.90	:32.91 :31.22		:42.22 :42.75	:33.35 :33.53	
31) O'GORMAN, ERIN	17 TRI-CITY, KY	4:44.46	56) BOWER, ALISON	14 AURORA, IL	4:52.56
:30.62 :35.12	:38.13 :37.13		:30.46 :36.17	:37.89 :36.09	
:39.51 :39.57	:33.38 :31.00		:42.51 :42.10	:34.41 :32.93	
32) GRAVES, SARAH	14 NW DUPAGE, IL	4:44.69	57) MULSHINE, BARB	13 COUNTRYSIDE, OH	4:52.95
:29.28 :32.73	:35.82 :36.42		:30.82 :35.90	:38.23 :38.02	
:41.98 :43.58	:32.74 :32.14		:40.21 :42.01	:34.34 :33.42	
33) SULLIVAN, BEVIN	15 CEN. CHESTER, PA	4:45.10	58) HEGARTY, BRIDGET	15 SCHROEDER, WI	4:53.31
:30.23 :34.83	:37.80 :36.43		:30.22 :34.64	:36.31 :36.28	
:40.14 :40.42	:33.49 :31.76		:44.34 :45.12	:33.58 :32.82	
34) GRIFFIN, MELISSA	16 PETERSBURG, VA	4:45.43	59) ROBIE, MANDY	16 SARASOTA, FL	4:53.46
:31.02 :35.29	:36.41 :36.20		:30.48 :35.30	:37.49 :36.86	
:40.33 :40.85	:33.54 :31.79		:42.88 :43.52	:34.75 :32.18	
35) CHRISTIANSEN, ANNA	14 HAVERHILL, MA	4:46.06	60) LEONARD, JACY	13 MACOMB, MI	4:53.64
:30.13 :35.03	:36.72 :36.16		:29.97 :35.64	:39.34 :38.41	
:43.14 :43.20	:31.11 :30.57		:41.29 :42.87	:33.66 :32.46	

(CONTINUED ON NEXT PAGE)

EVENT: 21 GIRL'S 400 YARDS INDIVIDUAL MEDLEY (CONTINUED)

60)	AYERS, SARAH	16 SOUTH TOLEDO, OH	4:53.64	75)	SCHAEFER, LISA	17 GRAND RAPIDS, MI	4:59.54
	:29.82 :34.94	:37.48 :37.48			:31.39 :35.30	:37.66 :38.23	
	:41.87 :43.62	:34.13 :34.30			:43.70 :44.50	:34.33 :34.43	
62)	O'CONNOR, JOANN	16 SOMERSET HILL, NJ	4:54.56	76)	GAMBILL, LINDSEY	13 ROCHESTER, MI	4:59.87
	:30.10 :34.10	:37.87 :38.57			:32.14 :37.03	:38.79 :38.29	
	:42.02 :43.77	:34.76 :33.37			:41.32 :42.51	:35.52 :34.27	
63)	MURPHY, LINDSAY	15 NEW CANAAN, CT	4:54.70	77)	MILLER, KATYE	17 COUNTRYSIDE, OH	5:04.19
	:29.44 :35.61	:38.01 :38.22			:30.96 :36.41	:39.70 :39.12	
	:42.24 :43.49	:34.46 :33.23			:43.42 :45.29	:34.86 :34.43	
64)	MARSHALL, BUFFY	13 SPARTANBURG, SC	4:54.95	78)	LEEhive, KARA	14 SOMERSET HILL, NJ	5:05.78
	:31.34 :36.17	:35.67 :36.03			:31.54 :37.21	:38.45 :38.38	
	:44.68 :45.29	:33.09 :32.68			:43.43 :44.31	:36.94 :35.52	
65)	BARNES, WENDY	16 SARASOTA, FL	4:54.96	79)	HOMO, MALAIKA	14 ELKHART, IN	5:06.49
	:31.57 :35.83	:39.47 :38.57			:30.77 :36.74	:39.47 :39.37	
	:42.09 :42.66	:33.37 :31.40			:43.10 :43.76	:37.31 :35.97	
66)	SPARKS, KRISTEN	15 WILTON, CT	4:55.36	80)	WIETHORN, MOLLY	13 POWEL CROSLEY, OH	5:09.58
	:30.65 :35.73	:37.98 :36.74			:32.94 :37.61	1:18.48 :44.89	
	:42.69 :43.95	:34.01 :33.61			:44.72 :35.87	:35.07	
67)	WILKIE, HOPE	13 SPARTANBURG, SC	4:55.85		KOMAL, HOLEN	13 ANN ARBOR, MI	DISQUAL
	:31.36 :36.00	:36.69 :35.79			:30.23 :35.03	:37.19 :36.74	
	:45.40 :44.86	:33.23 :32.52			:43.02 :43.21	:31.06	DISQUAL
68)	CHONG, YUKO	15 G. NIPPERT, OH	4:57.16		EZELL, RENEE	18 DAYTONA BEACH, FL	DISQUAL
	:31.05 :35.61	:38.73 :38.68					
	:42.39 :43.88	:33.49 :33.33					
69)	BROWN, STACY	15 HUNTINGTON, WV	4:57.23		KIERAS, JESSICA	12 ANN ARBOR, MI	DISQUAL
	:31.15 :36.08	:35.63 :34.42			:31.80 :36.65		
	:47.26 :47.01	:33.15 :32.53					
70)	CONNOR, KERRIE	15 SPARTANBURG, SC	4:57.32		O'NEAL, SHANNON	15 HOUSTON, TX	DISQUAL
	:31.45 :36.39	:37.38 :36.23			:31.85 :35.21	:35.68 :36.40	
	:43.87 :44.59	:34.52 :32.89			:39.21 :40.22	:34.11	DISQUAL
71)	RAIDER, STEPHANIE	17 CHESHIRE, CT	4:58.10		FALK, MANDI	17 ROCHESTER, MI	DISQUAL
	:29.63 :33.52	:37.05 :36.19			:29.05 :33.77	:36.41 :36.09	
	:45.14 :46.45	:35.20 :34.92			:39.09 :40.07	:33.44	DISQUAL
72)	CARRIZO, KAREN	15 RIDGEMOOD, NJ	4:58.23		BENNETT, LEIGH-ANNE	14 UP. MAIN LINE, PA	DISQUAL
	:31.51 :35.44	:36.18 :35.30			:30.64 :34.75	:38.50 :37.58	
	:44.62 :45.49	:35.24 :34.45			:42.86 :44.68	:34.15	DISQUAL
73)	SULLIVAN, DEIDRE	17 RIDGEMOOD, NJ	4:58.47		GRAHAM, JULIE	16 COUNTRYSIDE, OH	DISQUAL
	:32.04 :36.64	:37.62 :36.92			:30.99 :35.72	:38.08 :37.06	
	:42.76 :43.92	:34.70 :33.87			:40.47 :41.91	:34.06	DISQUAL
74)	PIZZELLO, ELIZABETH	13 BEVERLY, MA	4:59.08				
	:32.10 :36.66	:39.46 :39.27					
	:41.95 :42.09	:34.29 :33.26					

EVENT : 22 BOY'S 400 YARDS INDIVIDUAL MEDLEY \*\*\*\*\*  
 NATIONAL RECORD 3:53.03 MARTY HUBBELL COUNTRYSIDE, OH 1992  
 QUALIFYING FOR NATIONALS 4:30.69

APRIL 7, 1993 \*\*\*\*\*

PLACE	NAME	YEAR	TEAM	TRIALS	FINAL
CHAMPIONSHIP FINAL					
1)	THOMSON, MATTHEW	17	WAYNESBORO, VA	4:06.94	3:59.09
	:24.73 :28.35	:30.16 :29.45			
	:35.07 :35.22	:28.74 :27.37			
2)	KASCHIK, NICHOLAS	14	HOUSTON, TX	4:00.35	3:59.55
	:25.75 :29.59	:29.69 :29.88			
	:34.68 :35.19	:28.44 :26.33			
3)	WILKENS, TOM	17	RED BANK, NJ	4:04.13	4:00.33
	:26.06 :30.28	:30.57 :29.92			
	:33.97 :34.34	:28.78 :26.41			
4)	GRIFFIN, JAY	18	SPARTANBURG, SC	4:04.93	4:04.97
	:25.92 :29.67	:32.21 :31.25			
	:34.43 :35.46	:28.74 :27.29			
5)	MORROW, WESLEY	15	SPARTANBURG, SC	4:11.24	4:11.83
	:25.64 :29.96	:33.41 :32.70			
	:36.64 :37.12	:28.81 :27.55			
6)	EVERTT, KEVIN	18	BOISE, ID	4:11.98	4:12.54
	:26.78 :30.87	:32.69 :32.15			
	:36.06 :37.14	:29.12 :27.73			
7)	SCHULTZ, JOSH	17	AURORA, IL	4:11.50	4:12.68
	:25.84 :30.08	:31.75 :31.56			
	:35.62 :36.03	:31.23 :29.77			
8)	GUSTIN, WES	17	HOUSTON, TX	4:12.36	4:17.83
	:27.03 :30.58	:34.28 :33.50			
	:36.20 :37.19	:30.34 :28.71			

( CONTINUED ON NEXT PAGE )

EVENT: 22 BOY'S 400 YARDS INDIVIDUAL MEDLEY (CONTINUED)

CONSOLATION FINAL

9)	BRENNING, JOHN	17 SARASOTA, FL	4:15.21	4:09.50
	:26.90 :30.22	:31.77 :30.35		
	:36.66 :36.96	:28.54 :28.10		
10)	SAWYER, WESLEY	15 SPARTANBURG, SC	4:13.68	4:10.14
	:26.57 :30.64	:31.06 :30.90		
	:36.29 :38.04	:29.09 :27.55		
11)	SHERMAN, SCOTT	18 SOMERSET V, NJ	4:12.59	4:11.65
	:25.86 :30.36	:32.73 :32.28		
	:36.27 :36.67	:29.60 :27.88		
12)	KIM, MICHAEL	16 ANN ARBOR, MI	4:12.65	4:12.02
	:26.33 :30.39	:32.09 :32.97		
	:35.22 :36.36	:29.70 :28.16		
13)	REINKE, STEVE	16 ROCHESTER, MI	4:14.66	4:13.19
	:26.56 :30.26	:33.48 :32.23		
	:37.40 :36.18	:28.85 :28.23		
14)	CADMAN, BRIAN	15 HAMDEN, CT	4:13.65	4:13.32
	:27.24 :30.83	:33.22 :32.67		
	:36.97 :36.75	:28.78 :26.86		
15)	MILLET, ANDY	16 YAKIMA, WA	4:16.15	4:13.61
	:26.37 :30.45	:32.54 :32.73		
	:35.51 :37.52	:30.16 :28.33		
16)	PADUA, FRANCISCO	14 HOUSTON, TX	4:16.39	4:17.89
	:27.49 :31.49	:33.05 :32.62		
	:36.23 :36.75	:30.40 :29.86		
1)	KASCHIK, NICHOLAS	14 HOUSTON, TX	4:00.35	
	:25.92 :29.63	:29.87 :29.73		
	:34.29 :34.92	:28.95 :27.04		
2)	WILKENS, TOM	17 RED BANK, NJ	4:04.13	
	:25.91 :30.66	:30.71 :29.80		
	:34.46 :34.99	:29.58 :28.02		
3)	GRIFFIN, JAY	18 SPARTANBURG, SC	4:04.93	
	:26.31 :29.84	:31.93 :31.20		
	:34.09 :35.21	:28.90 :27.45		
4)	THOMSON, MATTHEW	17 WAYNESBORO, VA	4:06.94	
	:25.40 :29.64	:31.47 :31.03		
	:35.64 :35.57	:29.90 :28.29		
5)	MORROW, WESLEY	15 SPARTANBURG, SC	4:11.24	
	:26.03 :30.14	:32.76 :32.27		
	:36.17 :36.60	:29.04 :28.23		
6)	SCHULTZ, JOSH	17 AURORA, IL	4:11.50	
	:25.79 :30.00	:31.48 :31.91		
	:35.70 :36.80	:30.43 :29.39		
7)	EVERTT, KEVIN	18 BOISE, ID	4:11.90	
	:26.50 :30.27	:31.84 :30.94		
	:37.15 :37.45	:29.53 :28.30		
8)	GUSTIN, WES	17 HOUSTON, TX	4:12.36	
	:26.91 :30.14	:33.16 :32.21		
	:35.72 :35.71	:29.83 :28.68		
9)	SHERMAN, SCOTT	18 SOMERSET V, NJ	4:12.59	
	:25.51 :30.06	:32.68 :32.38		
	:36.13 :37.19	:29.76 :28.88		
10)	KIM, MICHAEL	16 ANN ARBOR, MI	4:12.65	
	:26.56 :30.39	:33.33 :32.62		
	:34.60 :35.66	:30.10 :29.39		
11)	CADMAN, BRIAN	15 HAMDEN, CT	4:13.65	
	:27.39 :30.66	:32.83 :31.63		
	:37.24 :36.58	:29.70 :27.62		
12)	SAWYER, WESLEY	15 SPARTANBURG, SC	4:13.68	
	:26.09 :31.04	:31.67 :31.52		
	:37.82 :38.44	:29.18 :27.92		
13)	REINKE, STEVE	16 ROCHESTER, MI	4:14.66	
	:26.08 :29.82	:33.03 :31.86		
	:37.68 :37.37	:30.84 :28.78		
14)	BRENNING, JOHN	17 SARASOTA, FL	4:15.21	
	:26.29 :30.60	:32.31 :31.04		
	:37.83 :38.19	:30.02 :28.93		
15)	MILLET, ANDY	16 YAKIMA, WA	4:16.15	
	:26.41 :30.03	:31.44 :32.49		
	:36.38 :38.70	:31.48 :29.22		
16)	PADUA, FRANCISCO	14 HOUSTON, TX	4:16.39	
	:27.23 :32.08	:33.22 :33.03		
	:35.67 :36.41	:30.17 :28.58		
17)	HASSETT, ROBERT	17 SOMERSET HILL, NJ	4:16.76	
	:27.29 :31.03	:33.85 :33.51		
	:35.37 :36.26	:30.72 :28.73		
18)	JANSSEN, BRIAN	14 G. NIPPERT, OH	4:16.81	
	:28.18 :31.75	:32.42 :31.86		
	:36.53 :37.00	:30.18 :28.89		
19)	TENNYSON, CHRIS	15 BIRMINGHAM, MI	4:17.10	
	:28.43 :32.07	:34.41 :34.35		
	:34.10 :35.73	:29.87 :28.14		
20)	JENNINGS, RICKIE	15 PULASKI, VA	4:17.68	
	:26.81 :31.36	:32.67 :32.01		
	:38.02 :37.13	:30.04 :29.64		
21)	FULLIN, BRIAN	17 MCKINLEY, IL	4:17.72	
	:26.29 :29.89	:32.97 :32.75		
	:37.74 :38.66	:30.11 :29.31		
22)	KLEIN, CHRIS	15 SOMERSET V, NJ	4:18.74	
	:27.49 :30.92	:33.97 :33.65		
	:37.10 :37.86	:29.84 :27.91		
23)	PINGEL, THADD	18 PETERSBURG, VA	4:20.09	
	:28.02 :32.64	:33.27 :32.96		
	:36.07 :37.11	:30.44 :29.58		
24)	LEISER, GRAEME	16 RALEIGH, NC	4:20.22	
	:25.97 :30.73	:32.08 :32.05		
	:39.18 :39.76	:30.41 :30.04		
25)	CAPEN, TODD	14 NAPERVILLE, IL	4:20.38	
	:26.91 :31.36	:32.39 :32.61		
	:38.03 :38.71	:30.71 :29.66		
26)	DWYER, GREG	14 RIDGEMOOD, NJ	4:20.57	
	:27.36 :31.61	:33.12 :31.98		
	:37.04 :37.75	:31.58 :30.13		
27)	FINE, DAVID	16 NEW CANAAN, CT	4:20.68	
	:27.13 :31.21	:34.32 :34.63		
	:37.08 :38.42	:29.44 :28.45		
28)	SUSIL, ROBERT	18 ROANOKE, VA	4:20.98	
	:25.79 :29.86	:35.09 :33.69		
	:38.96 :38.50	:30.45 :28.64		
29)	WIDELL, ANDY	15 BELLEVUE, WA	4:21.07	
	:27.10 :31.41	:32.28 :32.03		
	:38.30 :39.61	:30.91 :29.43		
30)	BENJAMIN, WADE	18 FORT WAYNE, IN	4:21.47	
	:27.07 :30.74	:33.04 :32.43		
	:38.89 :38.67	:30.82 :29.81		
31)	DOMLER, STEVEN	18 TOMSON, MD	4:21.70	
	:28.23 :32.29	:33.74 :33.54		
	:36.78 :37.59	:30.17 :29.36		
32)	BAKER, DAVID	17 HOUSTON, TX	4:21.73	
	:27.10 :31.72	:33.75 :33.34		
	:35.61 :37.22	:31.88 :31.11		

( CONTINUED ON NEXT PAGE )

## EVENT: 22 BOY'S 400 YARDS INDIVIDUAL MEDLEY (CONTINUED)

33) HALL, MATT	15 WINSTON-SALEM, NC	4:21.79	58) HOLTER, MIKE	14 G. NIPPERT, OH	4:29.32
:27.32 :32.17	:33.29 :33.54		:27.71 :32.40	:35.02 :34.54	
:38.78 :39.16	:29.74 :27.79		:37.62 :38.59	:31.94 :31.50	
34) HORNE, JAMIE	17 POWEL CROSBY, OH	4:21.91	59) OLES, BRIAN	16 TOMS RIVER, NJ	4:29.79
:28.17 :31.26	:33.66 :33.25		:28.52 :33.36	:35.63 :34.36	
:38.40 :38.50	:29.92 :28.75		:37.99 :39.53	:30.65 :29.75	
35) CROSBY, CHANDLER	15 NEW CANAAN, CT	4:21.96	60) STUART, CLAY	16 WINSTON-SALEM, NC	4:30.24
:27.67 :31.59	:31.83 :33.45		:27.62 :32.24	:34.69 :35.10	
:37.51 :38.32	:30.77 :30.82		:39.63 :40.10	:31.31 :29.55	
36) O'KEEFE, MICHAEL	14 GLENS FALLS, NY	4:22.55	61) FISCHER, JEFF	17 MONTGOMERY, AL	4:30.30
:27.53 :31.39	:33.94 :33.67		:28.51 :33.92	:37.19 :34.89	
:37.33 :37.74	:31.37 :29.58		:37.41 :37.92	:31.30 :29.16	
37) PARK, JAMES	15 SAN PEDRO, CA	4:22.62	62) DANEY, ADAM	16 ROANOKE, VA	4:30.67
:28.05 :31.57	:33.75 :33.50		:27.05 :32.25	:35.73 :35.53	
:38.31 :37.43	:30.66 :29.35		:39.52 :39.74	:31.28 :29.57	
38) CRON, CHAD	17 G. NIPPERT, OH	4:23.18	63) KNAPP, TIM	16 CORRY, PA	4:30.70
:26.91 :31.57	:35.39 :33.94		:26.50 :31.19	:33.00 :34.12	
:37.01 :37.94	:30.43 :29.99		:39.03 :39.89	:34.08 :32.01	
39) HUGHSTON, WHIT	15 PULASKI, VA	4:23.23	64) GEDZELMAN, EVAN	16 RIDGEWOOD, NJ	4:30.87
:27.47 :32.24	:34.73 :33.14		:26.39 :31.39	:35.05 :35.03	
:38.46 :38.26	:30.05 :28.00		:37.55 :39.59	:33.55 :32.32	
40) SCHEIER, CHRIS	16 SEVERNA PARK, MD	4:23.30	65) HOELLER, DAVID	14 CHAR'VILLE, VA	4:31.29
:26.64 :30.61	:32.89 :32.56		:28.61 :32.92	:35.65 :35.58	
:39.10 :40.55	:30.71 :30.24		:38.55 :38.61	:31.77 :30.19	
41) CAPPS, TIM	16 CHAR'VILLE, VA	4:23.68	66) KNOBLAUCH, CHRIS	17 FORT WAYNE, IN	4:31.46
:27.16 :30.55	:33.99 :34.27		:28.76 :32.98	:34.53 :34.51	
:37.37 :38.37	:31.27 :30.70		:38.07 :39.12	:32.05 :31.44	
42) BOHAN, HUMPHREY	17 RIDGEWOOD, NJ	4:24.25	67) SCANLON, BRENDAN	15 RIDGEWOOD, NJ	4:31.68
:27.92 :32.37	:33.73 :33.83		:28.19 :31.53	:34.15 :34.10	
:37.98 :38.41	:30.27 :29.74		:40.57 :41.02	:32.34 :29.78	
43) CLARK, GRANT	14 UP. MAIN LINE, PA	4:24.71	68) MANSARD, MATT	15 COUNTRYSIDE, OH	4:32.37
:28.53 :32.30	:35.10 :33.94		:27.86 :32.24	:35.42 :35.55	
:36.04 :37.27	:30.82 :29.91		:41.04 :41.68	:29.52 :29.06	
44) MITCHELL, HEATH	15 BEAVERCREEK, OH	4:25.17	69) PULHEMUS, JOHN	17 ELKHART, IN	4:33.04
:28.32 :33.39	:34.14 :33.05		:27.61 :31.89	:35.06 :35.58	
:37.40 :36.63	:31.78 :30.38		:38.39 :40.89	:32.36 :31.26	
45) SNYDER, ASHLEY	14 CHAR'VILLE, VA	4:25.32	70) LINDMARK, JACOB	16 BEVERLY, MA	4:33.22
:28.10 :32.85	:33.68 :33.00		:27.40 :32.63	:33.58 :33.68	
:38.35 :38.62	:30.82 :29.90		:39.87 :40.49	:33.53 :32.04	
46) RUZAK, MITCHELL	18 SOMERSET V, NJ	4:25.52	71) HILL, MARCUS	15 LYNCHBURG, VA	4:33.30
:27.56 :32.29	:34.40 :33.50		:27.38 :32.19	:34.95 :35.25	
:39.15 :39.26	:30.13 :29.23		:40.28 :41.12	:31.75 :30.38	
47) QUINN, GAVIN	15 BURLINGTON, NJ	4:25.96	72) LEONARD, MARK	15 MACOMB, MI	4:33.65
:27.46 :32.19	:35.00 :33.97		:28.32 :33.28	:35.89 :35.56	
:35.90 :38.53	:31.89 :30.94		:39.70 :41.22	:31.00 :28.68	
48) MURPHY, GLENN	17 NW DUPAGE, IL	4:26.12	73) REEDER, KEVIN	16 HAMDEN, CT	4:33.76
:27.69 :31.80	:34.54 :34.75		:27.80 :31.80	:34.09 :33.30	
:37.61 :39.24	:31.13 :29.36		:42.13 :42.60	:31.26 :30.78	
49) SMITH, JOHN	14 LYNCHBURG, VA	4:26.76	74) CURCIA, CHRIS	16 RED BANK, NJ	4:34.50
:27.16 :30.91	:33.38 :33.43		:27.99 :32.31	:35.74 :35.46	
:39.04 :39.86	:31.52 :31.46		:39.05 :40.97	:32.27 :30.71	
50) DURBIN, TIM	16 G. NIPPERT, OH	4:26.91	75) LIPA, MIKE	14 SOMERSET HILL, NJ	4:37.04
:27.93 :32.07	:34.19 :33.52		:29.04 :34.36	:34.98 :33.91	
:38.99 :38.21	:31.67 :30.33		:40.11 :40.28	:32.84 :31.52	
51) KAPLIN, JUSTIN	18 JOLIET, IL	4:27.19	76) NAJARIAN, BRIAN	16 BIRMINGHAM, MI	4:37.26
:27.66 :31.22	:33.08 :32.73		:28.05 :33.17	:36.54 :36.27	
:40.45 :41.25	:30.95 :29.85		:38.59 :41.51	:31.63 :31.50	
52) ALBERT, ALEX	17 WILTON, CT	4:27.28	77) SUGRUE, PAT	15 ROCHESTER, MI	4:37.41
:27.25 :32.66	:34.04 :34.59		:29.10 :33.31	:37.02 :36.07	
:39.62 :40.36	:29.47 :29.29		:38.76 :40.49	:31.67 :30.99	
53) SMITH, CLYDE	16 LYNCHBURG, VA	4:27.35	78) PHILLIPSON, TJ	15 HABERSTOWN, MD	4:38.11
:27.71 :31.51	:33.79 :31.17		:28.27 :32.73	:33.76 :34.61	
:41.61 :41.75	:31.52 :28.29		:42.12 :43.44	:31.56 :31.62	
53) ODATE, SHOBU	17 HAMDEN, CT	4:27.35	79) PERRY, RORY	16 WILTON, CT	4:38.98
:27.67 :31.61	:35.26 :33.31		:26.98 :31.34	:35.48 :35.03	
:39.30 :39.26	:31.43 :29.51		:43.00 :42.87	:32.51 :31.77	
55) PANIGUTTI, TONY	17 WILTON, CT	4:28.54	80) TOMLJANOVICH, THED	16 ROCKLAND, NY	4:42.44
:28.29 :32.12	:34.89 :35.77		:27.95 :32.51	:34.76 :34.47	
:36.89 :37.72	:31.86 :31.00		:42.16 :42.50	:34.60 :33.49	
56) SEARLESS, DAVID	15 BATH, ME	4:28.98	KING, JEREMY	18 HUNTINGTON, WV	DISQUAL
:28.81 :33.05	:34.62 :34.01		:28.98 :33.65	:32.96 :32.57	
:38.27 :38.61	:31.75 :29.86		:38.82 :39.28	:31.05 DISQUAL	
57) MCCULLOCH, MIKE	18 FORT WAYNE, IN	4:29.09	MODEEN, WALT	15 WILTON, CT	DISQUAL
:29.65 :34.69	:33.59 :33.64		:26.83 :30.24	:32.57 :32.91	
:38.59 :39.19	:30.09 :29.65		:38.14 :38.39	:29.72 DISQUAL	

(CONTINUED ON NEXT PAGE)

EVENT: 22 BOY'S 400 YARDS INDIVIDUAL MEGLEY (CONTINUED)

MULVEY, BRENDAN	15 SOMERSET HILL, NJ	DISQUAL	BAKER, CHRISTOPHER	16 HUNTINGTON, WV	DISQUAL
:26.99 :30.85	:33.75 :33.33		:27.91 :32.44	:34.54 :32.81	
:37.29 :38.06	:29.58 DISQUAL		:37.88 :38.05	:30.44 DISQUAL	
REEDER, JOHN SHAWN	19 HAMDEN, CT	DISQUAL			
:26.16 :30.41	:31.72 :30.20				
:36.87 :36.70	:29.81 DISQUAL				

EVENT : 23 GIRL'S 50 YARDS FREESTYLE \*\*\*\*\* APRIL 7, 1993 \*\*\*\*\*  
 NATIONAL RECORD :23.35 L. SEWARD WILTON FAMILY, CT 1988  
 QUALIFYING FOR NATIONALS :25.99

PLACE	NAME	YEAR	TEAM	TRIALS	FINAL		
<b>CHAMPIONSHIP FINAL</b>							
1)	STONE, MELISA	17	MANSFIELD, OH	:23.57	:23.43		
2)	MINNICH, JAMIE	18	MANSFIELD, OH	:24.09	:23.52		
3)	CAMPBELL, KAREN	15	KALAMAZOO, MI	:23.72	:23.66		
4)	ROBINSON, KIMBERLY	16	HUNTINGTON, WV	:24.02	:23.87		
5)	HADICK, LEIGH	15	LAKE REGION, IL	:24.26	:23.88		
6)	CRONK, REBECCA	14	CHAR'VILLE, VA	:24.12	:24.12		
7)	FOWLES, BRIANNE	14	LAKE REGION, IL	:24.25	:24.18		
7)	TARASUK, HILARY	17	PARKERSBURG, WV	:24.18	:24.18		
<b>CONSOLATION FINAL</b>							
9)	MOSHER, ASHLEY	18	BIRMINGHAM, MI	:24.32	:24.05		
10)	ALLSHOUSE, JAMIE	16	ROCHESTER, MI	:24.55	:24.29		
11)	SPATZ, TAMMIE	17	SAGINAW, MI	:24.31	:24.47		
12)	WITTENDORFER, RENEE	15	CHANDLER, AL	:24.40	:24.48		
13)	ECK, LISA	18	KETTERING, OH	:24.36	:24.50		
14)	BONTRAGER, JANETTE	17	NAPERVILLE, IL	:24.49	:24.52		
15)	BELLAIRS, ELISSA	17	READING, PA	:24.52	:24.68		
16)	DEDE, CHERYL	17	UP.MAIN LINE, PA	:24.49	:24.73		
1)	STONE, MELISA	17	MANSFIELD, OH	:23.57	39) WILLIAMS, STEFANIE	13 BLOOMSBURG, PA	:25.06
2)	CAMPBELL, KAREN	15	KALAMAZOO, MI	:23.72	42) WILLIAMS, JENNIFER	15 CARLISLE, PA	:25.08
3)	ROBINSON, KIMBERLY	16	HUNTINGTON, WV	:24.02	43) COLLENS, LAURA	16 CEN. CHESTER, PA	:25.11
4)	MINNICH, JAMIE	18	MANSFIELD, OH	:24.09	44) TRINIDAD, LIESELLE	15 WEST SIDE, NY	:25.14
5)	CRONK, REBECCA	14	CHAR'VILLE, VA	:24.12	45) COYLE, JUDY	15 BOISE, ID	:25.16
6)	TARASUK, HILARY	17	PARKERSBURG, WV	:24.18	46) WILLIAMS, DANIKA	18 BOISE, ID	:25.18
7)	FOWLES, BRIANNE	14	LAKE REGION, IL	:24.25	47) HABAKUK, ANDREA	15 OAK PARK, IL	:25.20
8)	HADICK, LEIGH	15	LAKE REGION, IL	:24.26	48) STEVENSON, SARA	15 MINOT, ND	:25.21
9)	SPATZ, TAMMIE	17	SAGINAW, MI	:24.31	49) WONG, STEPHANIE	15 BLUE ASH, OH	:25.26
10)	MOSHER, ASHLEY	18	BIRMINGHAM, MI	:24.32	50) CHIPLEY, CARY	14 LYNCHBURG, VA	:25.27
11)	ECK, LISA	18	KETTERING, OH	:24.36	51) JONES, CHRISTIE	17 SEVERNA PARK, MD	:25.28
12)	WITTENDORFER, RENEE	15	CHANDLER, AL	:24.40	52) HAYNIE, MISSY	15 SEVERNA PARK, MD	:25.29
13)	BONTRAGER, JANETTE	17	NAPERVILLE, IL	:24.49	52) GLENN, DORI	14 SPARTANBURG, SC	:25.29
14)	DEDE, CHERYL	17	UP.MAIN LINE, PA	:24.49	54) BINKLEY, JESSICA	14 NEW CANAAN, CT	:25.31
15)	BELLAIRS, ELISSA	17	READING, PA	:24.52	54) DEPUTY, MIRANDA	15 ROANOKE, VA	:25.31
16)	ALLSHOUSE, JAMIE	16	ROCHESTER, MI	:24.55	54) CALDWELL, MANDY	17 CEN. CHESTER, PA	:25.31
17)	CHEPELEVICH, NATALIE	17	UP.MAIN LINE, PA	:24.56	57) ZERHUSEN, MEGAN	13 FRANKFORT, KY	:25.33
18)	STRINGFELLOW, SANDIE	17	UP.MAIN LINE, PA	:24.61	57) LUTZ, KELLI	16 ROCHESTER, MI	:25.33
19)	MCMAHON, MEREDITH	15	BIRMINGHAM, MI	:24.62	59) SCHWARTZ, RACHEL	14 RED BANK, NJ	:25.35
19)	CRISMAN, JENNIFER	13	GRAND RAPIDS, MI	:24.62	59) SANTORO, LAURIE	17 PHOENIXVILLE, PA	:25.35
21)	NEUBACHER, FRANCIE	18	M. E. LYONS, OH	:24.65	61) GOTSCHALL, STEPHANIE	13 CAMBRIDGE, OH	:25.37
21)	BRELSFORD, EMILY	16	HARRISBURG E, PA	:24.65	61) WILLIAMS, KELSEY	15 BOISE, ID	:25.37
23)	BALCERZAK, AMY	14	SHENANGO, PA	:24.69	61) JACKSON, JENNY	16 BELLEVUE, WA	:25.37
24)	SHEPARD, LAURA	15	WESTPORT, CT	:24.70	64) BADGETT, ELIZABETH	16 MIAMI COUNTY, OH	:25.39
25)	HODGDON, BECKI	15	NW DUPAGE, IL	:24.71	65) KLINE, BRITTANY	15 LAKE REGION, IL	:25.40
26)	CARLSON, AMANDA	18	SOUTHINGTON, CT	:24.76	66) WIGFIELD, STEPHANIE	17 CLEARFIELD, PA	:25.42
27)	SHEFCHUNAS, CHRISTEN	18	FRANKLIN, PA	:24.78	67) O' REILLY, REBECCA	16 CAPE ANN, MA	:25.43
27)	LINN, CRYSTAL	14	PARKERSBURG, WV	:24.78	68) ANDROSA, JUDY	16 SOMERSET V, NJ	:25.44
29)	ACUFF, ERIKA	14	UP.MAIN LINE, PA	:24.80	68) CROMBIE, AIMEE	16 CEN. CHESTER, PA	:25.44
30)	SCHMIDT, LIBBY	14	M. E. LYONS, OH	:24.86	70) WAGENER, TERI	16 NAPERVILLE, IL	:25.45
31)	NAJARIAN, NATALIE	15	BIRMINGHAM, MI	:24.90	70) CAROLLO, ANNA	13 SCHROEDER, WI	:25.45
32)	BENNETT, BROOKE	14	RIDGWOOD, NJ	:24.91	72) UTLEY, MISSY	16 OSHKOSH, WI	:25.46
33)	STEINMAN, ROBIN	17	SOMERSET HILL, NJ	:24.96	73) ANGLIM, GUERIN	15 BATH, ME	:25.47
34)	LEWIS, JENN	17	WILTON, CT	:24.99	74) MOO, RACHEL	17 HAMILTON, NJ	:25.50
34)	SEDLACEK, STACEY	15	KNOX COUNTY, IL	:24.99	75) TIEKE, SARA	15 M. E. LYONS, OH	:25.51
36)	HANKAMMER, KRISTEN	16	WARREN, PA	:25.02	75) GRANT, MANDY	14 NW DUPAGE, IL	:25.51
37)	BENJAMIN, BONNIE	18	BIRMINGHAM, MI	:25.03	77) RIVERA, JULIETTE	18 ELYRIA, OH	:25.52
38)	EARHART, NICOLE	15	BLUE ASH, OH	:25.04	77) LANGENBERG, HEATHER	18 SOMERSET V, NJ	:25.52
39)	DOHERTY, HEATHER	16	COUNTRYSIDE, OH	:25.06	79) STOVER, SARAH	16 KALAMAZOO, MI	:25.54
39)	FRICTSCH, AMY	14	GRAND RAPIDS, MI	:25.06	80) KLEINER, KRISTIE	18 PITTSFIELD, MA	:25.56

( CONTINUED ON NEXT PAGE )



## EVENT: 23 GIRL'S 50 YARDS FREESTYLE

(CONTINUED)

81)	HICKS, LINDSAY	15	WILMINGTON, NC	:25.59	154)	GAFFNEY, MEGAN	16	LAKELAND HILL, NJ	:25.97
81)	WILKINSON, JILL	13	FRANKLIN, PA	:25.59	157)	KOVENOCK, SARAH	13	OLD TOWN, ME	:25.98
81)	SZWEDA, MAUREEN	12	NW DUPAGE, IL	:25.59	157)	NICKELS, JENNY	14	SPRINGFIELD, OH	:25.98
84)	HARRIS, DANIELLE	14	GLENS FALLS, NY	:25.60	157)	MCCUTCHEON, KELLY	15	AURORA, IL	:25.98
85)	FELDMAN, LAUREN	14	ROANOKE, VA	:25.62	157)	PIETRANTONIO, SAMOY	17	SALEM COUNTY, NJ	:25.98
86)	CHEEK, JENNY	15	RALEIGH, NC	:25.63	161)	WILLIFORD, ROBYN	15	MONTGOMERY, AL	:25.99
86)	YORACHEK, MARA	17	FARGO, ND	:25.63	162)	CULLEN, MAUREEN	15	SOMERSET HILL, NJ	:26.00
88)	STERGION, BRANDI	14	DANVILLE, VA	:25.64	162)	SMITH, RACHEL	14	SUMMIT AREA, NJ	:26.00
89)	JABLONOWSKI, ANN	17	WARREN, PA	:25.65	162)	CARMEN, VIRGINIA	15	UPPER BUCKS, PA	:26.00
89)	WALBERT, WENDY	16	ALLEN TOWN, PA	:25.65	162)	TEUSINK, ALLYSON	15	SPRINGFIELD, OH	:26.00
89)	WITKOWSKI, KARA JO	16	MORRIS CENTER, NJ	:25.65	162)	HUNGERFORD, KELLY	14	GRAND RAPIDS, MI	:26.00
92)	NEAL, ELIZABETH	16	BLUE ASH, OH	:25.66	162)	SALISBERRY, JANA	15	WOOSTER, OH	:26.00
92)	GOLDTHORPE, KRISTIN	17	NORTH CANTON, OH	:25.66	162)	SPALDING, SARAH	16	CORTLAND, NY	:26.00
92)	EVERS, MEGAN	17	NW DUPAGE, IL	:25.66	169)	BENNETT, KELLY	17	FRANKLIN, PA	:26.01
92)	RAUSCH, RACHEL	13	BEAVERWOOD, IL	:25.66	169)	SMITH, DANIELLE	17	CORTLAND, NY	:26.01
96)	LAGUE, JESSICA	14	HAVERHILL, MA	:25.67	171)	AURIT, AMBER	14	AURORA, IL	:26.02
97)	LOTTIS, KELLY	15	STATE COLLEGE, PA	:25.69	172)	KETCHUM, STACY	15	GRAND RAPIDS, MI	:26.03
97)	GILSON, TARA	15	PARKERSBURG, WV	:25.69	172)	BULLINGTON, LYNSEY	15	HAGERSTOWN, MD	:26.03
99)	BREEN, MARNIE	18	BEAVERCREEK, OH	:25.70	174)	FOX, NELLIE	18	BAR HARBOR, ME	:26.05
99)	FERALDO, CAROLINE	15	WESTFIELD, NJ	:25.70	175)	LINCK, ERIN	15	G. NIPPERT, OH	:26.06
99)	BURKHARDT, DANA	16	LAKE REGION, IL	:25.70	175)	SKOWRON, CRISTY	16	RALEIGH, NC	:26.06
99)	MCCUTCHEON, LARA	16	AURORA, IL	:25.70	175)	STURGIS, JOY	17	MID-DELMARVA, MD	:26.06
103)	WERNER, DEBBY	17	STATE COLLEGE, PA	:25.71	175)	BITTLE, LAUREN	12	ASHLAND, OH	:26.06
103)	MADONIA, CLAIRE	14	FLUSHING, NY	:25.71	175)	GARDNER, KATIE	13	BLOOMSBURG, PA	:26.06
105)	HAURY, CASSIE	16	CHAR'VILLE, VA	:25.72	175)	WILHELM, HELENA	12	SARASOTA, FL	:26.06
106)	WERNER, SHARON	15	STATE COLLEGE, PA	:25.73	181)	MCSUIRE, KATIE	18	MONTGOMERY, AL	:26.07
106)	HAJDULZEK, BARBARA	16	SAN PEDRO, CA	:25.73	181)	PETTERS, MARY BETH	15	RALEIGH, NC	:26.07
106)	RAISIO, KATIE	16	BELLEVUE, WA	:25.73	181)	SCHUMACHER, JILL	15	G. NIPPERT, OH	:26.07
109)	CARNEL, CANDY	14	MANSFIELD, OH	:25.74	184)	KALTENBACH, KARA	17	SAGINAW, MI	:26.08
109)	SMITH, CHRISTY	17	LENAAEE CTY., MI	:25.74	184)	WALTERS, AMY	16	SARASOTA, FL	:26.08
109)	FLEMELLING, RHIANNON	14	ANN ARBOR, MI	:25.74	186)	KRABBE, STEPHANIE	15	G. NIPPERT, OH	:26.10
112)	RUBIO, VERONICA	16	SALEM COUNTY, NJ	:25.75	186)	VEIT, CRISTIN	17	GLOUCESTER, NJ	:26.10
113)	KELLY, KATHLEEN	16	RED BANK, NJ	:25.76	186)	LENER, JESSICA	16	TRI-CITY, KY	:26.10
113)	VON DESEN, HEATHER	16	LYNCHBURG, VA	:25.76	189)	BLACK, JENNY	14	ELKHART, IN	:26.11
113)	GAY, KRISTEN	14	SARASOTA, FL	:25.76	189)	LORENZ, MELISSA	15	ROCHESTER, MI	:26.11
116)	MOREHART, REBECCA	16	HAMILTON, NJ	:25.77	189)	ROWATY, HEATHER	14	SOMERSET V, NJ	:26.11
117)	TRIBOU, MEGAN	14	GOLDSBORO, NC	:25.78	189)	BURKHARDT, MARISA	14	LAKE REGION, IL	:26.11
118)	NICKSON, NICHOLE	15	ORLANDO, FL	:25.79	189)	OLSEN, ERIN	13	LYNCHBURG, VA	:26.11
119)	COX, JULIE	16	PHOENIXVILLE, PA	:25.80	194)	RICKERT, TRACI	14	MONTAUSSETT, MA	:26.13
119)	DAVIES, ALISSA	13	KNOX COUNTY, IL	:25.80	195)	SALINAS, KELLY	14	LIMA, OH	:26.14
121)	SUDDARTH, SHANNON	14	TOPEKA, KS	:25.81	195)	PIPKINS, JEANETTE	16	SUMMIT AREA, NJ	:26.14
122)	PRIESTER, JENNIFER	14	BLOOMINGTON, IL	:25.82	197)	HASSON, JULIE	13	WAYNESBORO, PA	:26.15
123)	LYKENS, BRANDI	16	CLEARFIELD, PA	:25.83	197)	SCHINAMAN, KELLY	17	FAIRFIELD, OH	:26.15
123)	PIERCE, HEIDI	14	ROCHESTER, MI	:25.83	199)	WINN, CHRISTY	17	LYNCHBURG, VA	:26.16
125)	CHANCEY, ANDREA	18	LICKING CTY, OH	:25.84	200)	PIETROWSKI, NATALIE	15	BOYERTOWN, PA	:26.17
125)	SHRIEVES, JANET	15	RALEIGH, NC	:25.84	201)	BOICZYK, MARY	16	WHEELER, CT	:26.19
127)	BROWNING, JESSICA	16	LAKELAND HILL, NJ	:25.85	201)	FACCIOLO, AMY	17	LANSDDOWNE, PA	:26.19
127)	GRAHAM, LESLIE	17	DARIEN, CT	:25.85	203)	MILLS, COURTNEY	14	RIDGEWOOD, NJ	:26.20
127)	ALLEN, SHERI	16	SAN PEDRO, CA	:25.85	203)	HATIC, HALIDA	14	M. E. LYONS, OH	:26.20
130)	DOERT, KIRSTEN	14	BURLINGTON, NJ	:25.87	205)	TADLOCK, STEPHANIE	18	WILMINGTON, NC	:26.21
130)	WYNEROWSKI, CARRIE	13	LAKELAND HILL, NJ	:25.87	206)	CARD, NICHOLE	14	BOYERTOWN, PA	:26.23
130)	MCLAUGHLIN, JACKIE	15	PULASKI, VA	:25.87	206)	HIPPLE, EMILY	16	GLOUCESTER, NJ	:26.23
130)	VARGAS, ELISIA	16	LENAAEE CTY., MI	:25.87	206)	SUPPINGER, AMY	16	SPARTANBURG, SC	:26.23
134)	SULLIVAN, JANINE	18	NASHUA, NH	:25.88	206)	MARKARIEN, JESSICA	14	NASHUA, NH	:26.23
135)	PUTNAM, HEATHER	16	SAN PEDRO, CA	:25.89	210)	CLANEY, MEGHAN	14	NORTHBROOK, IL	:26.24
135)	SIMONE, DEB	14	OAK PARK, IL	:25.89	210)	CLEMENT, HEATHER	16	OLD TOWN, ME	:26.24
135)	GODSOE, DEBBIE	15	OLD TOWN, ME	:25.89	212)	MATALAVAGE, JILL	16	HARRISBURG E, PA	:26.25
135)	OLDEN, LISA	16	WESTFIELD, NJ	:25.89	213)	BUTLER, HOLLIE	14	GOLDSBORO, NC	:26.27
135)	KNIGHT, REBECCA	15	CEN. CHESTER, PA	:25.89	214)	VANCE, JAMIE	16	HUNTINGTON, NY	:26.29
135)	KEARNS, PATRICIA	18	MORRIS CENTER, NJ	:25.89	214)	STANDLEY, KARA	17	KANKAKEE, IL	:26.29
141)	JOHNSON, KENDRA	14	WESTPORT, CT	:25.90	216)	O'CONNOR	17	FLUSHING, NY	:26.30
142)	LASALLE, STEPHANIE	16	CHESHIRE, CT	:25.91	217)	MAROLD, WENDY	14	BAY VIEW, NY	:26.32
142)	LOMERSAN, KELLY	15	CHILTIET, IL	:25.91	218)	BARNES, WENDY	16	SARASOTA, FL	:26.35
144)	NORGALIS, KAREN	18	SOMERSET V, NJ	:25.92	219)	KOZACZYNSKI, NATASZA	17	OAK PARK, IL	:26.36
144)	KORENDA, JILL	17	BOYERTOWN, PA	:25.92	220)	STARK, STACY	16	NAPERVILLE, IL	:26.38
144)	CHINN, ERIN	15	RAPPAPANNOCK, VA	:25.92	221)	ROBIE, MANDY	16	SARASOTA, FL	:26.40
144)	ASHTON, COLLEEN	16	FLUSHING, NY	:25.92	221)	PHENIX, ERIN	12	POWEL CROSLY, OH	:26.40
148)	PASION, MARIE JO	17	FLUSHING, NY	:25.94	221)	BUCHER, KATE	16	ROANOKE, VA	:26.40
148)	GEBAUER, MEGHAN	17	MCKINLEY, IL	:25.94	221)	REDUMSKI, JENNIFER	14	FLINT, MI	:26.40
150)	POTTORF, AMY	18	COUNTYSIDE, OH	:25.95	225)	SAWIN, TIFFANY	15	SOMERSET V, NJ	:26.41
151)	LEISER, JENNY	13	RALEIGH, NC	:25.96	226)	ROBINSON, LETA	17	LINCOLN TRAIL, IL	:26.44
151)	MCGRATH, ERIN	13	RED BANK, NJ	:25.96	226)	DORSEY, JAMIE	15	UP. MAIN LINE, PA	:26.44
151)	SULLIVAN, PAULA	15	NASHUA, NH	:25.96	228)	CAMBERRY, HEATHER	16	MORRIS CENTER, NJ	:26.45
154)	FUHS, KRISTEN	14	FLINT, MI	:25.97	229)	RAMSEY, MISSY	17	SEVERN PARK, MD	:26.47
154)	CONGER, SARAH	13	MACOMB, MI	:25.97	230)	RICKERT, REGAN	18	BOYERTOWN, PA	:26.48

(CONTINUED ON NEXT PAGE)

EVENT: 23 GIRL'S 50 YARDS FREESTYLE

(CONTINUED)

231) WICKMAN, GREN	17 AUBURN, NY	:26.49	239) ERRECART, JACKIE	12 BURLINGTON, VT	:26.73
232) SCHEIBERT, PEPIN	15 MIDDLETOWN, OH	:26.53	240) BAKER, LOUISE	16 PALISADES, CA	:26.95
232) LIAO, SHARON	14 RALEIGH, NC	:26.53	241) KEEN, BEVIN	15 HUNTINGTON, WV	:27.09
234) JACKSON, JAMEA	13 PALISADES, CA	:26.54	242) SILK, JANA	14 BAR HARBOR, ME	:27.70
235) GRAHAM, KELLY	18 HAMILTON, NJ	:26.55	GERMANN, DEANNA	15 MANSFIELD, OH	DISQUAL
236) WELCH, ANGELA	16 LIMA, OH	:26.60	MEANY, ERIKA	16 CAPE ANN, FL	DISQUAL
237) HACK, ANGELA	15 HARRISBURG E, PA	:26.70	LOCKHART, MOLLY	18 MASSILLON, OH	DISQUAL
238) AYERS, SARAH	16 SOUTH TOLEDO, OH	:26.71			

EVENT : 24 BOY'S 50 YARDS FREESTYLE  
 NATIONAL RECORD :20.41 B. SCHELL WEST SHORE, PA  
 QUALIFYING FOR NATIONALS :22.99

\*\*\*\*\* APRIL 7, 1993 \*\*\*\*\*

PLACE	NAME	YEAR	TEAM	TRIALS	FINAL
<b>CHAMPIONSHIP FINAL</b>					
1)	WITHEY, JESS	18	SAN PEDRO, CA	:20.95	:20.85
2)	WOODWORTH, TOM	18	WAYNESBORO, VA	:21.04	:20.99
3)	FULLILOVE, ADAM	16	NEW CANAAN, CT	:21.71	:21.17
4)	SCHER, KARL	18	M. E. LYONS, OH	:21.36	:21.34
5)	ARCHER, CHRIS	15	HOUSTON, TX	:21.43	:21.41
5)	STACEY, GREG	16	WILTON, CT	:21.41	:21.41
7)	TANT, JAY	15	BEAVERCREEK, OH	:21.48	:21.49
8)	VOGT, MATT	16	CLAY-PLATTE, MO	:21.78	:21.71

<b>CONSOLATION FINAL</b>					
9)	JEFFERIS, MATTHEW	18	ALLENTOWN, PA	:21.85	:21.59
10)	BAUDER, DAN	17	FAIRFIELD, CT	:21.98	:21.61
11)	HANSZ, STEVE	17	BIRMINGHAM, MI	:21.98	:21.64
12)	TRIBBLE, BRIAN	18	WINSTON-SALEM, NC	:21.95	:21.70
13)	DAVEY, MATT	18	WILTON, CT	:21.92	:21.79
14)	McVITTIE, MATTHEW	16	ANN ARBOR, MI	:21.84	:21.81
15)	CROTHERS, JOSH	17	M. E. LYONS, OH	:21.95	:21.84
16)	FELDMAN, DAVID	17	ROANOKE, VA	:21.93	:21.99

SWIM OFF EVENT 24 BOY'S 50 YARDS FREESTYLE

LANE	NAME	TEAM	TIME	PLACE
4	TAYLOR, JAMIE	17 KALAMAZOO, MI	21.89	3
5	HANSZ, STEVE	17 BIRMINGHAM, MI	21.76	1
6	BAUDER, DAN	17 FAIRFIELD, CT	21.84	2

1) WITHEY, JESS	18 SAN PEDRO, CA	:20.95	38) INFANTINO, MATT	17 FAIRFIELD, OH	:22.27
2) WOODWORTH, TOM	18 WAYNESBORO, VA	:21.04	40) DRYER, IKE	17 G. NIPPERT, OH	:22.33
3) SCHEER, KARL	18 M. E. LYONS, OH	:21.36	40) SLOAN, BRIAN	16 VINELAND, NJ	:22.33
4) STACEY, GREG	16 WILTON, CT	:21.41	42) LAYDA, BLAKE	16 YOUNGSTOWN, OH	:22.35
5) ARCHER, CHRIS	15 HOUSTON, TX	:21.43	43) MCSINLEY, BRIAN	17 BRANDYWINE, PA	:22.37
6) TANT, JAY	15 BEAVERCREEK, OH	:21.48	43) DUNLOP, DEREK	16 BISMARCK, ND	:22.37
7) FULLILOVE, ADAM	16 NEW CANAAN, CT	:21.71	43) ELDER, PAT	18 MCKINLEY, IL	:22.37
8) VOGT, MATT	16 CLAY-PLATTE, MO	:21.78	43) EGBERT, AARON	18 SIDNEY-SHELBY, OH	:22.37
9) McVITTIE, MATTHEW	16 ANN ARBOR, MI	:21.84	47) POGGI, PAUL	15 RIDGEMOOD, NJ	:22.38
10) JEFFERIS, MATTHEW	18 ALLENTOWN, PA	:21.85	48) CARROLL, RICHARD	16 UP. MAIN LINE, PA	:22.40
11) DAVEY, MATT	18 WILTON, CT	:21.92	48) CHAMBLISS, BAKER	16 MONTGOMERY, AL	:22.40
12) FELDMAN, DAVID	17 ROANOKE, VA	:21.93	48) COCHRAN, DAMON	17 AURORA, IL	:22.40
13) TRIBBLE, BRIAN	18 WINSTON-SALEM, NC	:21.95	51) GRAVES, JEFF	17 UP. MAIN LINE, PA	:22.41
13) CROTHERS, JOSH	17 M. E. LYONS, OH	:21.95	52) LARKIN, BRIAN	17 AURORA, IL	:22.43
15) HANSZ, STEVE	17 BIRMINGHAM, MI	:21.98	53) SCHINDLER, JAY	16 FARGO, ND	:22.44
16) BAUDER, DAN	17 FAIRFIELD, CT	:21.98	54) PARSONS, STEVE	19 MANSFIELD, OH	:22.47
17) TAYLOR, JAMIE	17 KALAMAZOO, MI	:21.98	54) ALBRIGHT, MIKE	17 WINSTON-SALEM, NC	:22.47
18) JOHNSON, JOE	18 ASHLAND, OH	:21.99	54) BAUER, ANDY	18 SEVERNA PARK, MD	:22.47
19) BORCHERS, JOHN	16 KETTERING, OH	:22.05	57) PRICE, MIKE	15 UP. MAIN LINE, PA	:22.48
19) COLE, MATT	17 BLOOMSBURG, PA	:22.05	57) KORITKOSKI, JOHN	17 N. MIDDLESEX, CT	:22.48
21) BAUER, MARK	16 TOMSON, MD	:22.06	59) SILOY, STEVE	18 ASHLAND, OH	:22.49
22) ROBINSON, ANTHONY	13 HOUSTON, TX	:22.07	60) RODHOLM, DAVID	17 HOUSTON, TX	:22.50
23) REYNOLDS, MICHAEL	18 HOUSTON, TX	:22.09	61) BURCHAM, BROCK	15 SPRINGFIELD, OH	:22.51
23) DRUSD, JASON	18 M. E. LYONS, OH	:22.09	62) HAWES, MIKE	18 ASHTABULA, OH	:22.52
25) HENIKMAN, ROB	15 ASHLAND, OH	:22.10	62) HUJSTON, KERRY	17 CHESHIRE, CT	:22.52
26) CLAUS, RYAN	17 NAPERVILLE, IL	:22.11	64) HOUSTON, MARK	16 KETTERING, OH	:22.54
27) SINTZ, NICK	19 CHANDLER, AL	:22.14	64) VANALMEN, ROBERT	17 MASSILLON, OH	:22.54
28) HUTCHINSON, TYRONE	17 WEST SIDE, NY	:22.15	64) RUSSELL, DAN	14 LAKELAND HILL, NJ	:22.54
29) WILLIAMS, CHRIS	18 CORTLAND, NY	:22.16	64) DEWAL, NICK	16 GREEN BAY, WI	:22.54
30) KENNEDY, JACK	16 HAMDEN, CT	:22.18	68) BALKO, JASON	18 SCOTSDALE, PA	:22.55
31) RILEY, EDDIE	17 RALEIGH, NC	:22.20	69) McMILLAN, JASON	18 AUBURN, NY	:22.56
31) WALKER, SEAN	16 CEN. CHESTER, PA	:22.20	69) BOHNERT, KURT	16 BAY CITY, MI	:22.56
33) STOVEKEN, ERIC	18 RIDGEMOOD, NJ	:22.21	69) BILLET, CHRIS	19 HARRISBURG E, PA	:22.56
33) LUCEY, BRIAN	15 CONCORD, NH	:22.21	72) BERGQUIST, TODD	17 UP. PENINSULA, MI	:22.62
35) FURLONG, MIKE	16 UP. MAIN LINE, PA	:22.25	73) JONES, KEVIN	18 ELGIN, IL	:22.63
36) KISSACK, SHANE	18 KANKAKEE, IL	:22.26	74) GUTEL, KENNETH	17 HOLYOKE, MA	:22.64
36) BIRD, DEREK	18 LYNCHBURG, VA	:22.26	74) WALLACE, PHILIP	16 LYNCHBURG, VA	:22.64
38) HUTCHINS, MIKE	18 ASHTABULA, OH	:22.27	76) KENDALL, TODD	16 WESTFIELD, NJ	:22.65

( CONTINUED ON NEXT PAGE )

EVENT: 24 BOY'S 50 YARDS FREESTYLE

(CONTINUED)

77)	ZULKIEWSKI, DAVE	15	ROCHESTER, MI	:22.66	123)	PUSTIZZI, CHRIS	17	VINELAND, NJ	:23.19
78)	SARGET, JEFF	15	SCHROEDER, WI	:22.71	124)	WOODS, COLIN	16	EDWARDSVILLE, IL	:23.20
79)	JILEK, DAVID	17	FARGO, ND	:22.74	125)	HADICK, CHRIS	17	LAKE REGION, IL	:23.21
80)	PODLOSKIE, JON	18	BIRMINGHAM, MI	:22.75	126)	WEAVER, GARY	18	CANTON, IL	:23.22
81)	MCKAY, SHAUN	16	KANKAKEE, IL	:22.76	127)	KORSIEDAL, BRIAN	16	ANN ARBOR, MI	:23.23
82)	KEENAN, DAN	16	RED BANK, NJ	:22.77	128)	ROSSITER, JOE	16	ASHTABULA, OH	:23.28
83)	BRAUN, JASON	18	BURLINGTON, NJ	:22.79	128)	CZECH, JON	16	BRANDYWINE, DE	:23.28
83)	BURROUGH, ROB	16	GLOUCESTER, NJ	:22.79	130)	HANSEN, JOHN	17	FREEHOLD, NJ	:23.30
83)	KNUDSEN, BOB	18	OSHKOSH, WI	:22.79	131)	GRAY, RYAN	19	ASHLAND, OH	:23.31
86)	RODGERS, ELLIOTT	17	MCKINLEY, IL	:22.80	132)	TRENCZER, ROBERT	17	ROCKLAND, NY	:23.34
86)	GUASTELLO, CHRIS	17	RIDGEWOOD, NJ	:22.80	132)	RIGGER, ANDREW	15	ROCHESTER, MI	:23.34
88)	KLEIN, STEVE	17	MINOT, ND	:22.82	132)	STAMATES, JOHN	16	NORTH CANTON, OH	:23.34
89)	BOYCE, ANDREW	15	GRAND RAPIDS, MI	:22.85	135)	MELCH, CHRIS	16	SHEBOYGAN, WI	:23.35
89)	MCLEOD, MATHEW	15	ROANOKE, VA	:22.85	135)	STEPHENS, JASON	18	MCKINLEY, IL	:23.35
91)	GABLER, PETER	14	EAU CLAIRE, WI	:22.86	137)	COBB, MATT	17	LYNCHBURG, VA	:23.36
92)	KANE, ROBERT	19	HAMILTON, NJ	:22.88	138)	ATKINSON, ROBERT	18	RALEIGH, NC	:23.39
93)	RUMMEL, JUSTIN	15	HARRISBURG E, PA	:22.89	139)	PAULEN, BRIAN	17	ELKHART, IN	:23.40
94)	MICKLE, CORY	17	CLEARFIELD, PA	:22.91	140)	REGAN, MATT	16	SHEBOYGAN, WI	:23.42
94)	HOUP, MATT	15	KETTERING, OH	:22.91	140)	BRYANT, CHRIS	17	BARTEN, CT	:23.42
96)	PETROSKI, MAT	17	BURLINGTON, NJ	:22.92	142)	DOOLEY, MICHAEL	17	GRAND RAPIDS, MI	:23.44
96)	GOLDSTEIN, ERIC	14	UP. MONTGOMERY, MD	:22.92	143)	WINTER, JEFF	17	SOMERSET HILL, NJ	:23.45
98)	MUSTALCZYK, MARTIN	17	GRAND RAPIDS, MI	:22.93	144)	ARTIS, BRAD	17	NAPERVILLE, IL	:23.48
98)	GOEBEN, TIM	23	GREEN BAY, WI	:22.93	145)	O'CONNELL, DAN	16	BAY VIEW, NY	:23.50
100)	DELLOSTRITTO, DOUG	17	AUBURN, NY	:22.95	145)	SHAMAN, ERIC	17	NORTH CANTON, OH	:23.50
101)	PIERCE, TOD	18	MORRIS CENTER, NJ	:22.96	147)	LIDDIARD, JASON	17	AUBURN, NY	:23.52
101)	PHILLIPS, STEVEN	16	PARKERSBURG, WV	:22.96	148)	WALLACE, MARK	18	MIAMI COUNTY, OH	:23.54
101)	AKOPYAN, RAYMOND	18	GLENDALE, CA	:22.96	149)	SEDLACK, GREG	17	RED BANK, NJ	:23.55
104)	ROBERTS, MARK	15	KALAMAZOO, MI	:22.98	150)	SEARLESS, DAVID	15	BATH, ME	:23.58
105)	SZWEDA, BRYAN	15	NW DUPAGE, IL	:22.99	150)	WILLIAMS, DAVID	17	SCOTTDALE, PA	:23.58
105)	HAAS, JASON	17	KANKAKEE, IL	:22.99	152)	LINDGREN, JOHN	17	PALISADES, CA	:23.59
107)	WHITE, KELLY	16	UP. MONTGOMERY, MD	:23.02	153)	SCHELL, DAVID	18	SCOTTDALE, PA	:23.67
107)	CIERI, JOE	17	AUBURN, NY	:23.02	154)	SCHRIEBER, DAYCE	17	WEST MACOMB, MI	:23.78
107)	HUNTER, JON	16	ROCHESTER, MI	:23.02	155)	MORRIS, PAT	18	BATTLE CREEK, MI	:23.83
110)	ADAMS, CHRIS	16	TALBOT COUNTY, MD	:23.05	156)	PRYJMAK, PETER	17	SCOTTDALE, PA	:23.84
111)	CREIGHTON, WILL	17	N. MIDDLESEX, CT	:23.06	157)	WEISSER, WESLEY	16	GLOUCESTER, NJ	:23.86
111)	TICOCCIO, CLINT	17	AKRON W. R., OH	:23.06	158)	KIME, ERIC	17	WILLIAMSPORT, PA	:23.93
113)	BERTHELOTTE, BRIAN	15	NASHUA, NH	:23.08	159)	BECKER, CALE	15	EDWARDSVILLE, IL	:24.01
113)	MILNE, BILL	17	EAU CLAIRE, WI	:23.08	160)	DONAHUE, RYAN	18	BAR HARBOR, ME	:24.09
115)	CHALOT, BEN	16	FRANKLIN, PA	:23.10	161)	FRENCH, DOM	17	BAY VIEW, NY	:24.30
116)	DUNN, JONATHAN	15	FRANKFORT, KY	:23.14		GIESING, DAVID	18	SOUTHEASTERN, CT	DISQUAL
116)	ZELLEN, DAVID	17	BIRMINGHAM, MI	:23.14		FISHMAN, ILYA	15	MALDEN, MA	DISQUAL
116)	PARENT, TIMOTHY	18	DOVER, DE	:23.14		FROST, CHAD	16	SOUTHEASTERN, CT	DISQUAL
119)	SEWELL, DARREN	18	TRUMBULL CTY, OH	:23.15		HOGAN, SCOTT	17	COLLIER CTY, FL	DISQUAL
119)	WENGER, DAVE	15	UNIONTOWN, PA	:23.15		BENVENUTI, ERIC	17	SOUTHEASTERN, CT	DISQUAL
119)	YOUNG, JOE	16	BRANDYWINE, DE	:23.15		LANE, TORY	18	SOUTHEASTERN, CT	DISQUAL
119)	DARIN, MIKE	15	WAYNESBORO, VA	:23.15					

EVENT : 25 GIRL'S 200 YARDS BACKSTROKE  
 NATIONAL RECORD 2:00.97 BETH JACKSON BLUE ASH, OH  
 QUALIFYING FOR NATIONALS 2:17.89

\*\*\*\*\*  
 1992

APRIL 7, 1993 \*\*\*\*\*

PLACE	NAME	YEAR	TEAM	TRIALS	FINAL
CHAMPIONSHIP FINAL					
1)	TOLEDO, SUZANNE	16	KALAMAZOO, MI	2:02.89	1:58.86 **
	:28.65 :29.90		:30.01 :30.30		
** NATIONAL RECORD					
2)	BROOKS, ERIN	17	SOMERSET HILL, NJ	2:02.47	1:59.74
	:28.60 :29.95		:30.63 :30.56		
3)	BENKO, LINDSAY	16	ELKHART, IN	2:03.32	1:59.81
	:28.77 :29.27		:30.88 :30.89		
4)	BREAUX, ALEGRA	17	HOUSTON, TX	2:01.71	2:01.61
	:28.48 :30.34		:31.44 :31.35		
5)	BASSLER, LEIGH	17	M. E. LYONS, OH	2:05.29	2:02.47
	:29.34 :30.83		:31.08 :31.22		
6)	COLEMAN, COURTNEY	15	NW DUPAGE, IL	2:04.92	2:04.64
	:29.74 :30.76		:32.16 :31.98		
7)	TUCKER, CHRISTINE	15	RIDGEWOOD, NJ	2:05.45	2:06.46
	:30.10 :31.57		:32.54 :32.25		
8)	GRANNELL, NORA	17	SEVERNA PARK, MD	2:04.71	2:08.04
	:29.46 :31.45		:33.36 :33.77		

( CONTINUED ON NEXT PAGE )

## CONSOLATION FINAL

9) ADAMS, BROOKE	17 ROANOKE, VA	2:06.76	2:03.96
:28.85 :30.88	:31.99 :32.24		
10) REED, JANIE	15 MCKINLEY, IL	2:07.59	2:05.50
:30.13 :31.61	:32.20 :31.56		
11) FINOTTI, JENNIFER	15 WAYNESBORO, VA	2:07.00	2:05.88
:29.78 :32.06	:32.91 :31.13		
12) RIKER, LINDA	16 KALAMAZOO, MI	2:06.46	2:06.10
:30.16 :31.50	:32.75 :31.69		
13) MYERS, JEN	16 FAIRFIELD, CT	2:07.64	2:06.55
:30.04 :31.89	:31.92 :32.70		
14) PELUSE, ANGIE	14 RIDGEWOOD, NJ	2:08.39	2:08.76
:29.74 :32.02	:33.35 :33.65		
15) HAWLEY, LESLEY	17 RALEIGH, NC	2:07.84	2:08.88
:30.14 :32.44	:32.93 :33.37		
16) MCRAE, JACQUI	16 ROCHESTER, MI	2:07.56	2:09.39
:30.42 :32.11	:33.42 :33.44		
1) BREAUX, ALEGRA	17 HOUSTON, TX	2:01.71	
:28.34 :30.39	:31.29 :31.69		
2) BROOKS, ERIN	17 SOMERSET HILL, NJ	2:02.47	
:29.22 :30.48	:31.44 :31.33		
3) TOLEDO, SUZANNE	16 KALAMAZOO, MI	2:02.89	
:29.53 :30.67	:31.55 :31.14		
4) BENKO, LINDSAY	16 ELKHART, IN	2:03.32	
:29.35 :29.73	:31.94 :32.30		
5) GRANNELL, NORA	17 SEVERNA PARK, MD	2:04.71	
:28.67 :30.80	:32.35 :32.89		
6) COLEMAN, COURTNEY	15 NW DUPAGE, IL	2:04.92	
:29.85 :31.36	:32.05 :31.66		
7) BASSLER, LEIGH	17 M. E. LYONS, OH	2:05.29	
:30.18 :31.32	:31.77 :32.02		
8) TUCKER, CHRISTINE	15 RIDGEWOOD, NJ	2:05.45	
:29.85 :31.33	:32.27 :32.00		
9) RIKER, LINDA	16 KALAMAZOO, MI	2:06.46	
:30.72 :31.97	:32.02 :31.75		
10) ADAMS, BROOKE	17 ROANOKE, VA	2:06.76	
:29.60 :31.74	:32.72 :32.70		
11) FINOTTI, JENNIFER	15 WAYNESBORO, VA	2:07.00	
:29.88 :31.90	:33.24 :31.98		
12) MCRAE, JACQUI	16 ROCHESTER, MI	2:07.56	
:30.29 :31.41	:33.05 :32.81		
13) REED, JANIE	15 MCKINLEY, IL	2:07.59	
:29.56 :32.00	:33.22 :32.81		
14) MYERS, JEN	16 FAIRFIELD, CT	2:07.64	
:29.91 :32.07	:32.48 :33.18		
15) HAWLEY, LESLEY	17 RALEIGH, NC	2:07.84	
:30.02 :32.08	:32.79 :32.95		
16) PELUSE, ANGIE	14 RIDGEWOOD, NJ	2:08.39	
:29.73 :32.26	:33.29 :33.11		
17) SESSOMS, MELISSA	16 CAPE ANN, MA	2:08.47	
:29.61 :31.72	:33.28 :33.86		
18) CROMBIE, KARA	18 CEN. CHESTER, PA	2:08.50	
:30.26 :31.50	:32.89 :33.85		
19) MCCARTHY, KERRIN	18 CAPE ANN, MA	2:08.57	
:29.55 :32.24	:33.15 :33.63		
20) BOHM, TASHY	14 MORRIS CENTER, NJ	2:08.62	
:30.12 :32.28	:33.44 :32.78		
21) SMELLY, LEANNE	18 READING, PA	2:08.93	
:31.05 :32.61	:33.09 :32.18		
22) WILKINSON, HOLLY	16 ANN ARBOR, MI	2:09.10	
:30.42 :32.10	:33.13 :33.45		
23) BURNHAM, MAUREEN	17 SARASOTA, FL	2:09.14	
:29.65 :31.63	:33.50 :34.36		
24) LEONARD, DAWN	16 UP. MAIN LINE, PA	2:09.27	
:30.20 :32.20	:33.42 :33.45		
25) FOX, JENNIFER	14 MANSFIELD, OH	2:09.30	
:30.25 :33.01	:33.05 :32.99		
26) SCHOENHAUS, PATTY	15 SOMERSET HILL, NJ	2:09.33	
:30.59 :32.22	:33.46 :33.06		
27) MACKAY, KRISTINE	18 NAPERVILLE, IL	2:09.55	
:31.17 :32.19	:33.21 :32.98		
28) MURPHY, MICHELLE	17 M. E. LYONS, OH	2:09.70	
:30.41 :32.95	:33.30 :33.04		
29) DEIGHAN, CAROLYN	17 BIRMINGHAM, MI	2:09.80	
:30.16 :32.07	:33.72 :33.85		
30) PETERSON, DANIELLE	16 WILTON, CT	2:09.89	
:30.52 :32.49	:33.61 :33.27		
31) RESTIVO, DONNA	16 WESTFIELD, NJ	2:09.90	
:30.69 :32.34	:33.55 :33.32		
32) NAGEL, BETSY	15 AURORA, IL	2:09.99	
:29.93 :32.72	:33.57 :33.77		
33) RICKERT, REGAN	18 BOYERTOWN, PA	2:10.11	
:30.18 :32.70	:34.23 :33.00		
34) GOFF, SHANNON	18 ROANOKE, VA	2:10.12	
:29.71 :32.11	:33.50 :34.80		
34) ANDREASEN, ERIKA	17 KALAMAZOO, MI	2:10.12	
:31.42 :32.28	:33.24 :33.18		
36) OLSON, MELISSA	14 HUNTINGTON, WV	2:10.23	
:30.76 :32.35	:33.60 :33.52		
37) MALONEY, JENNIFER	16 RED BANK, NJ	2:10.45	
:30.89 :32.78	:33.66 :33.12		
38) GRUTERS, JACKIE	15 SARASOTA, FL	2:10.48	
:30.95 :32.74	:33.54 :33.25		
39) WILHELM, HELENA	12 SARASOTA, FL	2:10.49	
:30.15 :32.83	:33.75 :33.76		
40) GELMINE, CLAREY	17 ROCHESTER, MI	2:10.51	
:30.83 :32.85	:33.55 :33.28		
41) BROWN, STACY	15 HUNTINGTON, WV	2:10.57	
:30.96 :32.97	:33.82 :32.82		
42) HOSKINS, HILARY	16 RALEIGH, NC	2:10.81	
:30.67 :32.74	:33.65 :33.75		
42) WILLIAMS, STEFANIE	13 BLOOMSBURG, PA	2:10.81	
:30.02 :32.77	:34.56 :33.46		
44) TIPPETT, KATIE	15 FAIRFIELD, CT	2:11.26	
:30.07 :32.19	:33.90 :35.10		
44) SMITH, JESSIE	18 COUNTRYSIDE, OH	2:11.26	
:31.11 :33.07	:33.93 :33.15		
46) DELUCIA, ALLYSON	16 CHESHIRE, CT	2:11.34	
:30.88 :32.67	:33.52 :34.27		
47) MICKSCHL, AMY	14 SCHROEDER, WI	2:11.42	
:31.03 :32.89	:33.70 :33.80		
48) O'BOYLE, COLLEEN	17 RED BANK, NJ	2:11.54	
:30.52 :32.48	:34.44 :34.10		
49) ATKINSON, AMANDA	16 RAPPAPANNOCK, VA	2:11.62	
:30.35 :32.25	:34.30 :34.72		
50) GALLO, LINDA	16 RED BANK, NJ	2:11.74	
:30.26 :32.92	:34.68 :33.88		
51) HARRIS, DANIELLE	14 GLENS FALLS, NY	2:11.81	
:30.91 :32.60	:33.85 :34.45		
52) NELSON, TARA	14 WESTPORT, CT	2:12.04	
:31.19 :33.28	:34.11 :33.46		
53) KARNES, JENNIFER	14 HOUSTON, TX	2:12.17	
:31.13 :33.51	:34.44 :33.09		
54) MCDONALD, STEPHANIE	17 MONTGOMERY, AL	2:12.27	
:31.14 :32.98	:34.06 :34.09		
55) BELBLE, MONICA	14 UP. MAIN LINE, PA	2:12.29	
:31.44 :33.40	:33.58 :33.87		
56) BURHAUS, HEATHER	14 UP. MAIN LINE, PA	2:12.30	
:31.08 :33.33	:34.95 :32.94		

( CONTINUED ON NEXT PAGE )

## EVENT: 25 GIRL'S 200 YARDS BACKSTROKE

(CONTINUED)

57) AMERMAN, BRENDA	17 SOMERSET V, NJ	2:12.37	94) VOELKER, EMILY	15 CHESHIRE, CT	2:15.35
:31.05 :33.31	:34.54 :33.47		:30.36 :33.80	:35.37 :35.82	
57) STUEHMEIER, KATRIN	17 RED BANK, NJ	2:12.37	94) BARNES, VICTORIA	13 GOLDSBORO, NC	2:15.35
:31.15 :33.09	:33.99 :34.14		:30.72 :33.02	:35.55 :36.06	
59) WITKOWSKI, KARA JO	16 MORRIS CENTER, NJ	2:12.43	94) ECKSTIEN, MEGHAN	16 BLUE ASH, OH	2:15.35
:31.25 :33.66	:34.14 :33.38		:32.14 :34.14	:34.78 :34.29	
60) SIMES, LAURIE	16 RED BANK, NJ	2:12.67	97) GRACE, KELLY	15 WESTPORT, CT	2:15.43
:30.71 :32.86	:34.33 :34.77		:31.04 :33.45	:35.11 :35.83	
61) RAINS, ERIN	18 NAPERVILLE, IL	2:12.82	98) WILKIE, HOPE	13 SPARTANBURG, SC	2:15.48
:30.76 :32.94	:34.62 :34.50		:31.96 :34.16	:34.83 :34.53	
62) NORTON, EMILY	18 WHATCOM, WA	2:12.86	98) SHRIEVES, JANET	15 RALEIGH, NC	2:15.48
:31.59 :33.07	:34.09 :34.11		:32.68 :33.56	:34.19 :35.05	
63) DILLON, KATHERINE	15 RIDGEMOOD, NJ	2:12.89	100) SCHOLL, COURTNEY	15 SPRINGFIELD, OH	2:15.57
:31.64 :33.35	:33.78 :34.12		:30.76 :33.50	:35.25 :36.06	
64) JOHANNSEN, CHRISTINE	14 SUMMIT AREA, NJ	2:12.96	101) HARTSOCK, JILL	16 COUNTRYSIDE, OH	2:15.74
:30.63 :33.65	:34.45 :34.23		:31.42 :33.92	:35.01 :35.39	
65) CAIN, ERIN	17 SEVERNA PARK, MD	2:13.13	102) EATON, SHELLEY	13 BEVERLY, MA	2:15.90
:31.09 :32.80	:34.15 :35.09		:31.83 :34.35	:35.32 :34.40	
66) MOORHEAD, KIM	13 ROCHESTER, MI	2:13.27	103) POBLOSKI, EMILY	14 SOMERSET HILL, NJ	2:15.99
:31.91 :33.89	:33.57 :33.90		:32.12 :33.67	:35.20 :35.00	
67) EARHART, NICOLE	15 BLUE ASH, OH	2:13.36	103) SCHADY, DEBBIE	15 FLUSHING, NY	2:15.99
:31.70 :33.47	:34.22 :33.97		:31.76 :34.76	:35.40 :34.07	
68) STEINMAN, ROBIN	17 SOMERSET HILL, NJ	2:13.41	105) SMITH, TRINA	16 OLD TOWN, ME	2:16.18
:30.92 :33.05	:34.52 :34.92		:31.34 :33.79	:35.21 :35.84	
69) JABLOMOWSKI, ANN	17 WARREN, PA	2:13.53	105) BACIGALUPPO, BETSY	18 BAY CITY, MI	2:16.18
:30.84 :33.30	:34.18 :35.21		:31.74 :34.58	:35.08 :34.78	
70) CHIPLEY, CARY	14 LYNCHBURG, VA	2:13.62	107) DOMLING, MELISSA	15 CUMBERLAND, MD	2:16.23
:31.35 :33.75	:34.52 :34.00		:32.39 :34.40	:35.10 :34.34	
71) SCHELLENBERG, KATY	15 BIRMINGHAM, MI	2:13.63	108) GRANT, MANDY	14 NW DUPAGE, IL	2:16.30
:29.99 :32.56	:34.90 :36.18		:31.37 :34.23	:35.51 :35.19	
72) CROMBIE, AIMEE	16 CEN. CHESTER, PA	2:13.70	109) DURKIN, JULIE	15 CLERMONT, OH	2:16.34
:31.17 :33.77	:34.36 :34.40		:32.58 :34.15	:34.99 :34.62	
73) TRINIDAD, LENINA	17 WEST SIDE, NY	2:13.78	110) COLLINS, IRENE	15 LYNCHBURG, VA	2:16.35
:30.86 :33.41	:34.48 :35.03		:31.91 :34.29	:35.36 :34.79	
74) STUART, ANDREA	18 SOMERSET HILL, NJ	2:13.79	111) ANGLIM, GUERIN	15 BATH, ME	2:16.39
:30.82 :33.89	:35.14 :33.94		:31.99 :33.82	:35.03 :35.55	
75) KLING, BECKY	18 G. NIPPERT, OH	2:13.91	112) BECK, LEANNE	17 LAKELAND HILL, NJ	2:16.44
:31.69 :33.42	:34.59 :34.21		:31.65 :33.88	:35.36 :35.55	
75) KIERAS, JESSICA	12 ANN ARBOR, MI	2:13.91	113) BURKHARDT, MARISA	14 LAKE REGION, IL	2:16.60
:31.70 :33.06	:34.66 :34.49		:31.01 :34.81	:35.67 :35.11	
77) WINN, CHRISTY	17 LYNCHBURG, VA	2:13.94	114) HOGAN, JAMIE	15 ROCHESTER, MI	2:16.64
:30.85 :33.16	:34.68 :35.25		:32.11 :34.27	:35.17 :35.09	
78) SWARTLEY, DEANNE	14 READING, PA	2:14.03	115) MAROLD, WENDY	14 BAY VIEW, NY	2:16.66
:30.45 :33.50	:35.20 :34.88		:32.29 :34.67	:35.31 :34.39	
79) KASUBOSKE, ALISON	16 LAKE REGION, IL	2:14.13	116) CIPOLETTI, ELLEN	14 HUNTINGTON, WV	2:16.67
:30.54 :33.40	:34.82 :35.37		:31.79 :34.04	:35.42 :35.42	
80) CARRIZO, KAREN	15 RIDGEMOOD, NJ	2:14.23	117) MARSHALL, STACY	15 SPARTANBURG, SC	2:16.76
:32.40 :34.15	:34.04 :33.64		:32.29 :33.70	:34.80 :35.97	
81) FOX, NELLIE	18 BAR HARBOR, ME	2:14.34	118) MARSHALL, BUFFY	13 SPARTANBURG, SC	2:16.80
:31.18 :33.73	:35.10 :34.33		:32.29 :34.65	:34.96 :34.98	
82) CAMPBELL, STEPHANIE	17 BLOOMSBURG, PA	2:14.36	119) SCHOLL, KATIE	13 SPRINGFIELD, OH	2:16.85
:32.08 :33.78	:34.46 :34.04		:31.27 :33.91	:35.89 :35.78	
83) NEAL, MELISSA	14 BLUE ASH, OH	2:14.48	120) ERICKSON, SUZY	13 AURORA, IL	2:16.92
:31.24 :33.84	:34.64 :34.76		:32.85 :34.61	:34.53 :34.93	
84) CULLEN, MAUREEN	15 SOMERSET HILL, NJ	2:14.60	121) TAYLOR, KATIE	14 COUNTRYSIDE, OH	2:16.98
:31.95 :34.16	:34.93 :33.56		:32.23 :33.87	:35.33 :35.55	
85) SMITH, SHANNON	16 OLD TOWN, ME	2:14.78	122) SUTTON, JOCELYN	13 LAKELAND HILL, NJ	2:17.05
:31.28 :34.12	:34.97 :34.41		:32.54 :35.05	:35.07 :34.39	
86) VALLEGO, MELISSA	14 WILTON, CT	2:14.91	123) DURANT, TAMMY	17 UP. PENINSULA, MI	2:17.09
:31.28 :33.80	:35.00 :34.83		:32.14 :34.27	:35.54 :35.14	
87) BOLDUC, MARY KAY	15 BAY CITY, MI	2:15.02	124) PYLE, JAIME	15 RAPPAPANOCK, VA	2:17.12
:32.19 :32.62	:34.79 :35.42		:31.74 :34.70	:35.17 :35.51	
88) SMITH, DANIELLE	17 CORTLAND, NY	2:15.06	125) KARLIN, JENNIFER	16 RIDGEMOOD, NJ	2:17.13
:30.89 :32.86	:35.11 :36.20		:32.43 :34.86	:35.63 :34.21	
89) BROWN, KAREN	17 BRANDYWINE, PA	2:15.22	126) GRACE, STEPHANIE	18 SOMERSET HILL, NJ	2:17.20
:31.14 :34.46	:35.11 :34.51		:31.64 :34.30	:35.15 :36.11	
90) HANSON, PAM	13 LA CROSSE, WI	2:15.25	127) NICKELS, JENNY	14 SPRINGFIELD, OH	2:17.23
:31.01 :33.07	:36.04 :34.33		:32.05 :34.26	:35.65 :35.27	
91) DODSON, LARISSA	15 UPPER BUCKS, PA	2:15.28	128) HAVEMANN, MEG	17 KETTERING, OH	2:17.24
:30.99 :33.64	:34.93 :35.72		:32.48 :34.51	:35.36 :34.89	
91) DOHERTY, KRISTEN	17 CAPE ANN, MA	2:15.28	129) BRENNAN, KELLY	15 SOMERSET V, NJ	2:17.26
:31.13 :33.66	:35.37 :35.12		:32.15 :34.38	:35.71 :35.02	
93) SPALDING, SARAH	16 CORTLAND, NY	2:15.30	130) CAIN, KAREN	16 SPARTANBURG, SC	2:17.31
:31.94 :33.12	:35.36 :34.88		:32.07 :34.41	:35.89 :34.94	

(CONTINUED ON NEXT PAGE)

EVENT: 25 GIRL'S 200 YARDS BACKSTROKE

(CONTINUED)

130) MCLAUGHLIN, JACKIE	15 PULASKI, VA	2:17.31	153) HARGRAVE, JENNIFER	17 UP. MONTGOMERY, MD	2:18.78
:32.17 :33.81	:35.58 :35.75		:31.73 :34.39	:36.11 :36.55	
132) EARHART, MEGAN	14 BLUE ASH, OH	2:17.32	154) CLIMO, LEANNE	15 SAN PEDRO, CA	2:18.85
:32.53 :34.55	:35.34 :34.90		:33.27 :34.75	:35.41 :35.42	
133) YEH, LINDA	13 UP. MONTGOMERY, MD	2:17.35	155) HALUNZ, LISA	12 BISMARCK, ND	2:18.95
:31.10 :34.26	:35.54 :36.45		:32.33 :34.31	:36.40 :35.91	
134) SULLIVAN, PAULA	15 NASHUA, NH	2:17.46	156) RODMAN, KATIE	13 LYNCHBURG, VA	2:18.97
:32.36 :34.08	:35.55 :35.47		:32.72 :35.23	:35.91 :35.11	
135) WOODLOCK, BROOKE	15 RED BANK, NJ	2:17.48	157) MABABA, IRENE	15 SAN PEDRO, CA	2:18.99
:31.97 :33.92	:36.04 :35.55		:33.04 :34.65	:35.57 :35.73	
136) HOHORST, DIANE	17 IDAHO FALLS, ID	2:17.51	158) BAYLIS, REBEKAH	15 GLENDALE, CA	2:19.62
:32.11 :34.45	:36.00 :34.95		:32.54 :34.99	:36.26 :35.83	
137) DOEPKE, ERIKA	16 M. E. LYONS, OH	2:17.55	159) JOHNSON, KENDRA	14 WESTPORT, CT	2:19.82
:32.29 :34.07	:35.53 :35.66		:32.84 :34.81	:35.77 :36.40	
138) MACMILLAN, STEPHANIE	15 BLUE ASH, OH	2:17.79	160) HATIC, HALIDA	14 M. E. LYONS, OH	2:19.96
:32.58 :34.60	:35.53 :35.00		:33.73 :35.46	:35.73 :35.04	
139) TRIBOU, MEGAN	14 GOLDSBORO, NC	2:17.89	161) MULLALLY, CHRISTY	13 ROCHESTER, MI	2:20.00
:33.46 :34.76	:36.04 :34.82		:31.99 :34.77	:36.53 :36.71	
140) CONNOR, KERRIE	15 SPARTANBURG, SC	2:17.93	162) SWEVAL, SUNI	17 MANSFIELD, OH	2:20.06
:32.17 :33.75	:35.73 :36.28		:32.53 :34.97	:36.26 :36.30	
141) BLOCK, ERIN	17 MCKINLEY, IL	2:17.94	163) SMITH, MEGAN	13 MORRIS CENTER, NJ	2:20.30
:31.79 :33.12	:35.53 :37.50		:31.46 :35.17	:37.04 :36.63	
142) SAUNDERS, COURTNEY	16 SEVERNA PARK, MD	2:18.11	164) NAJJAR, SHANNON	16 SARASOTA, FL	2:20.48
:32.87 :34.66	:35.45 :35.13		:33.13 :35.14	:35.87 :36.34	
143) MUCCINO, MICHELLE	17 BATH, ME	2:18.22	165) SELANDER, ANDREA	13 AURORA, IL	2:20.77
:32.30 :34.40	:35.78 :35.74		:32.42 :34.79	:37.19 :36.37	
144) KLINE, CINEVA	14 MID-DELMARVA, MD	2:18.34	166) BROCKER, PORTIA	14 GRAND RAPIDS, MI	2:20.81
:32.44 :34.78	:36.40 :34.64		:32.52 :35.73	:36.72 :35.84	
145) PSAKI, JENNIFER	14 DARIEN, CT	2:18.38	167) MCFARLAND, SARAH	17 SAN PEDRO, CA	2:21.07
:31.41 :34.29	:35.98 :36.70		:32.75 :35.00	:36.78 :36.54	
146) MILLER, TRACY	16 WILTON, CT	2:18.39	168) STEVENS, DANIELLE	15 METUCHEN, NJ	2:21.26
:31.91 :34.81	:35.85 :35.82		:32.50 :35.79	:37.01 :35.96	
147) MACHALA, TRACEY	15 NW DUPAGE, IL	2:18.52	169) FONDER, BROOKE	14 ROANOKE, VA	2:21.40
:32.36 :34.61	:35.69 :35.86		:32.76 :35.00	:36.95 :36.69	
148) HOFFMAN, KRISSY	15 BAY CITY, MI	2:18.56	170) FIGH, LEIGH	12 MONTGOMERY, AL	2:21.45
:33.11 :34.43	:35.38 :35.64		:32.35 :35.14	:36.86 :37.10	
149) KEEN, BEVIN	15 HUNTINGTON, WV	2:18.65	171) SKULY, JEN	16 SARASOTA, FL	2:21.79
:32.26 :35.07	:35.92 :35.40		:32.79 :35.58	:36.84 :36.58	
149) MACARTHUR, ERIN	17 SCHROEDER, WI	2:18.65	172) HENDERSON, MOLLY	12 ROANOKE, VA	2:21.81
:31.53 :34.48	:36.10 :36.54		:33.34 :35.71	:37.01 :35.75	
151) LONERGAN, KELLY	15 JOLIET, IL	2:18.71	173) WHICHARD, EMILY	12 ROANOKE, VA	2:24.32
:31.74 :34.74	:36.18 :36.05		:33.45 :36.43	:37.24 :37.20	
152) TADLOCK, STEPHANIE	18 WILMINGTON, NC	2:18.72			
:32.38 :35.26	:36.09 :34.99				

EVENT: 26 BOY'S 200 YARDS BACKSTROKE  
 NATIONAL RECORD 1:47.70 D. WEATHERFORD  
 QUALIFYING FOR NATIONALS 2:07.29

\*\*\*\*\*  
 1990

APRIL 7, 1993 \*\*\*\*\*

PLACE	NAME	YEAR	TEAM	TRIALS	FINAL
CHAMPIONSHIP FINAL					
1)	CROWDER, JASON	18	RALEIGH, NC	1:51.86	1:50.41
	:26.19 :27.66		:27.86 :28.70		
2)	RICHARDS, LEE	17	WILMINGTON, NC	1:53.90	1:53.55
	:27.04 :28.44		:28.80 :29.27		
3)	OLSON, PJ	17	ROCHESTER, MI	1:54.33	1:53.99
	:27.29 :29.25		:29.01 :28.44		
4)	PFARRER, BRIAN	18	SOMERSET HILL, NJ	1:54.31	1:54.47
	:26.48 :28.57		:29.95 :29.47		
5)	BROPHY, CHRIS	18	FAIRFIELD, CT	1:55.68	1:55.47
	:27.12 :29.33		:29.23 :29.79		
6)	DOEPKE, BEN	17	M. E. LYONS, OH	1:56.20	1:55.55
	:27.66 :29.16		:29.32 :29.41		
7)	SUZZI, ANTHONY	17	NAPERVILLE, IL	1:56.13	1:56.54
	:26.96 :29.18		:30.09 :30.39		
8)	SHELDEN, JOHN	18	BURLINGTON, NJ	1:56.27	1:58.79
	:27.75 :29.82		:31.14 :30.08		
CONSOLATION FINAL					
9)	BARTZ, MICHAEL	15	FLUSHING, NY	1:56.77	1:53.03
	:26.75 :28.54		:28.87 :28.87		

( CONTINUED ON NEXT PAGE )

## EVENT: 26 BOY'S 200 YARDS BACKSTROKE

(CONTINUED)

10) ZENYUH, JAMES	16 BLOOMSBURG, PA	1:56.97	1:55.43
:26.84 :29.14	:29.73 :29.72		
11) SMITH, MATT	17 G. NIPPERT, OH	1:56.40	1:55.83
:27.35 :28.98	:29.71 :29.79		
12) PAWLICK, ADAM	16 BIRMINGHAM, MI	1:57.23	1:55.86
:27.21 :29.50	:29.35 :29.80		
13) WIDELL, ANDY	15 BELLEVUE, WA	1:56.32	1:56.50
:27.14 :29.54	:30.13 :29.69		
14) KENDALL, TODD	16 WESTFIELD, NJ	1:56.83	1:56.96
:27.43 :29.39	:29.99 :30.15		
15) MCCOLLUM, JIM	17 HAMILTON, OH	1:56.66	1:58.47
:27.47 :30.07	:30.81 :30.12		
16) EVERTT, KEVIN	18 BOISE, ID	1:56.65	2:00.78
:27.95 :30.21	:31.72 :30.90		
1) CROWDER, JASON	18 RALEIGH, NC	1:51.86	
:26.59 :28.32	:28.48 :28.47		
2) RICHARDS, LEE	17 WILMINGTON, NC	1:53.90	
:27.28 :28.82	:28.88 :28.92		
3) PFARRER, BRIAN	18 SOMERSET HILL, NJ	1:54.31	
:26.60 :28.63	:29.24 :29.84		
4) OLSON, PJ	17 ROCHESTER, MI	1:54.33	
:27.33 :28.53	:29.52 :28.95		
5) BROPHY, CHRIS	18 FAIRFIELD, CT	1:55.68	
:27.29 :29.11	:29.23 :30.05		
6) SUZZI, ANTHONY	17 NAPERVILLE, IL	1:56.13	
:27.47 :29.29	:29.51 :29.86		
7) DOEPKE, BEN	17 M.E. LYONS, OH	1:56.20	
:27.80 :29.52	:28.96 :29.92		
8) SHELDEN, JOHN	18 BURLINGTON, NJ	1:56.27	
:26.82 :28.67	:29.82 :30.96		
9) WIDELL, ANDY	15 BELLEVUE, WA	1:56.32	
:27.70 :29.67	:29.95 :29.00		
10) SMITH, MATT	17 G. NIPPERT, OH	1:56.40	
:27.51 :28.99	:29.83 :30.07		
11) EVERTT, KEVIN	18 BOISE, ID	1:56.65	
:27.64 :29.59	:30.37 :29.05		
12) MCCOLLUM, JIM	17 HAMILTON, OH	1:56.66	
:27.04 :29.50	:30.37 :29.75		
13) BARTZ, MICHAEL	15 FLUSHING, NY	1:56.77	
:26.81 :28.86	:30.42 :30.68		
14) KENDALL, TODD	16 WESTFIELD, NJ	1:56.83	
:28.02 :29.63	:29.80 :30.18		
15) ZENYUH, JAMES	16 BLOOMSBURG, PA	1:56.97	
:27.47 :29.50	:30.16 :29.84		
16) PAWLICK, ADAM	16 BIRMINGHAM, MI	1:57.23	
:26.98 :29.13	:30.63 :30.49		
17) KLINEFELTER, SETH	15 HARRISBURG E, PA	1:57.28	
:27.03 :29.57	:30.44 :30.24		
18) CHAMPNEY, TIM	15 SARASOTA, FL	1:57.35	
:27.57 :29.41	:30.77 :29.60		
19) GUIBORD, BRIAN	17 FAIRFIELD, OH	1:57.47	
:26.54 :29.21	:30.52 :31.20		
20) EISENHOFER, JUSTIN	16 READINGS, PA	1:57.95	
:26.77 :29.50	:30.54 :31.14		
21) NELSON, DAVE	18 AURORA, IL	1:57.97	
:27.63 :29.12	:30.76 :30.46		
22) VOELKER, RAY	18 CHESHIRE, CT	1:58.06	
:26.77 :29.28	:31.03 :30.98		
23) PHILLIPS, DAVID	17 AKRON W.R., OH	1:58.43	
:28.28 :29.40	:29.94 :30.81		
24) DONNELLY, SCOTT	18 UP. MAIN LINE, PA	1:59.11	
:26.34 :28.96	:31.40 :32.41		
25) SUBRUE, MIKE	16 ROCHESTER, MI	1:59.29	
:26.86 :30.07	:31.53 :30.83		
26) ESPOSITO, JASON	18 SARASOTA, FL	1:59.42	
:26.96 :29.62	:31.00 :31.84		
27) ELKO, BRIAN	14 LAKELAND HILL, NJ	1:59.76	
:27.77 :30.47	:29.17 :32.35		
28) BARNES, CHARLES	16 OLD COLONY, VA	1:59.79	
:27.15 :29.09	:31.23 :32.32		
29) SINGER, GREG	17 WILTON, CT	1:59.82	
:27.73 :29.64	:31.15 :31.30		
30) MELILLO, BEN	17 G. NIPPERT, OH	2:00.00	
:28.13 :29.94	:31.10 :30.83		
31) FASKE, SHAWN	17 M.E. LYONS, OH	2:00.07	
:28.80 :30.44	:31.11 :29.72		
32) JENNINGS, RICKIE	15 PULASKI, VA	2:00.15	
:28.32 :30.66	:30.79 :30.38		
33) PARSONS, BRYAN	16 MANSFIELD, OH	2:00.17	
:28.14 :30.36	:31.04 :30.63		
34) SCHELL, MIKE	17 PHOENIXVILLE, PA	2:00.30	
:27.89 :29.92	:30.83 :31.66		
35) KOVATCH, RICKY	15 WAYNESBORO, VA	2:00.35	
:28.57 :30.41	:31.26 :30.11		
36) BAUER, ANDY	18 SEVERNA PARK, MD	2:00.36	
:27.24 :29.80	:30.93 :32.39		
37) DOHERTY, IAN	15 CAPE ANN, MA	2:00.49	
:28.08 :30.02	:30.91 :31.48		
38) ROBBINS, BRETT	16 KALAMAZOO, MI	2:00.60	
:28.31 :30.27	:31.04 :30.98		
39) KACENGA, MATT	17 WILTON, CT	2:00.62	
:27.36 :29.73	:31.04 :32.49		
40) PINTHER, PAUL	15 RED BANK, NJ	2:00.78	
:28.34 :30.00	:31.23 :31.21		
41) SEVERSON, CHRIS	16 CORTLAND, NY	2:00.81	
:27.33 :30.13	:31.53 :31.82		
42) KIDD, DAN	17 ERIE GLENWOOD, PA	2:00.90	
:28.37 :30.24	:30.81 :31.48		
43) HERMAN, NEAL	15 ST CHARLES, MO	2:00.97	
:28.69 :30.74	:31.21 :30.33		
43) FISCHER, MICHAEL	17 RIDGEWOOD, NJ	2:00.97	
:27.94 :29.63	:31.05 :32.35		
45) WITTERDING, MARK	15 WILTON, CT	2:01.23	
:28.80 :30.52	:31.23 :30.68		
46) STARR, GREG	18 M.E. LYONS, OH	2:01.25	
:29.55 :31.92	:30.26 :29.52		
47) MULDER, LUI	16 WAYNESBORO, VA	2:01.27	
:28.22 :30.45	:31.12 :31.48		
48) ARMSTRONG, BJ	15 SOMERSET HILL, NJ	2:01.34	
:28.93 :30.42	:30.95 :31.04		
49) COLLETTE, JAY	15 WINSTON-SALEM, NC	2:01.47	
:27.76 :30.37	:31.52 :31.82		
50) BELLAS, DAVE	17 ROCHESTER, MI	2:01.55	
:27.70 :29.90	:31.50 :32.45		
51) DARIN, MIKE	15 WAYNESBORO, VA	2:01.57	
:27.21 :30.22	:31.75 :32.39		
52) REIGEL, SAM	17 BOYERTOWN, PA	2:01.73	
:28.97 :31.03	:31.01 :30.72		
53) MOELLER, DENNIS	16 TRI-CITY, KY	2:01.74	
:29.02 :30.92	:31.51 :30.29		
54) CARUSO, STEPHEN	16 CAPE ANN, MA	2:01.77	
:27.84 :30.82	:31.48 :31.63		
55) JANSSEN, BRIAN	14 G. NIPPERT, OH	2:01.93	
:29.29 :30.81	:31.10 :30.73		
56) BALZER, SCOTT	17 ST. AUGUSTINE, FL	2:02.16	
:28.83 :30.18	:31.51 :31.64		
57) IGNACIO, PHILLIP	14 SAN PEDRO, CA	2:02.21	
:28.96 :30.59	:31.21 :31.45		
58) HUGHSTON, WHIT	15 PULASKI, VA	2:02.26	
:28.61 :30.86	:32.00 :30.79		
59) DELFAVERO, NIK	17 AUBURN, NY	2:02.27	
:27.99 :30.32	:32.19 :31.77		
60) JANSSEN, BRAD	16 G. NIPPERT, OH	2:02.30	
:28.71 :30.87	:31.50 :31.22		

(CONTINUED ON NEXT PAGE)

61) FOSS, TODD	14 HOUSTON, TX	2:02.35	98) HILGENFELD, BRAD	16 COUNTRYSIDE, OH	2:04.96
:27.85 :30.03	:32.09 :32.38		:29.35 :30.98	:31.94 :32.69	
62) RAMSTHALER, BRIAN	16 WESTFIELD, NJ	2:02.42	99) KARMIGL, MICHAEL	15 SUMMIT AREA, NJ	2:05.00
:27.92 :29.72	:31.97 :32.81		:28.13 :31.36	:33.01 :32.50	
63) OLSON, SCOTT	16 HUNTINGTON, WV	2:02.59	100) ABRAMS, CHRIS	16 WESTFIELD, NJ	2:05.09
:28.98 :30.70	:31.33 :31.58		:29.27 :31.36	:32.49 :31.97	
64) CROSBY, CHANDLER	15 NEW CANAAN, CT	2:02.71	101) UKEN, DON	17 SOMERSET V, NJ	2:05.15
:29.58 :30.54	:31.64 :30.95		:28.88 :31.03	:32.09 :33.15	
65) CRICHTON, WILLIAM	15 PARKERSBURG, WV	2:02.72	102) FOLEY, SHANE	15 RIDGEWOOD, NJ	2:05.20
:28.05 :30.87	:31.61 :32.19		:29.04 :31.14	:32.46 :32.56	
66) FENWICK, SCOTT	18 TOMS RIVER, NJ	2:02.95	103) MELILLO, NICK	14 S. NIPPERT, OH	2:05.24
:29.21 :31.28	:31.27 :31.19		:29.23 :31.22	:32.84 :31.95	
67) SMITH, JOHN	14 LYNCHBURG, VA	2:03.12	104) CASEY, PATRICK	16 BATTLE CREEK, MI	2:05.29
:28.18 :31.01	:32.17 :31.76		:29.42 :31.45	:31.89 :32.53	
68) COHEN, BRIAN	16 LAKE LAND HILL, NJ	2:03.21	104) MICHAELS, TONY	18 ELYRIA, OH	2:05.29
:28.37 :30.94	:32.45 :31.45		:29.29 :31.00	:32.41 :32.59	
69) SCHWENDINGER, GREG	15 SAN PEDRO, CA	2:03.23	106) KORITKOSKI, DAVE	15 N. MIDDLESEX, CT	2:05.36
:28.85 :31.17	:31.86 :31.35		:27.93 :30.64	:33.09 :33.70	
70) CHEN, JEFFREY	16 HUNTINGTON, NY	2:03.25	107) JACOBY, GREG	18 TOWSON, MD	2:05.37
:27.88 :30.13	:31.76 :33.48		:29.45 :31.25	:32.25 :32.42	
71) ANDERSON, RONALD	16 CONCORD, NH	2:03.30	108) WEINHOLD, MARK	18 GREEN BAY, WI	2:05.42
:28.77 :29.74	:31.76 :33.03		:28.90 :32.07	:32.91 :31.54	
72) FERGUSON, ANDREW	13 LAKE LAND HILL, NJ	2:03.36	109) GALLER, MARK	17 SOMERSET HILL, NJ	2:05.66
:27.81 :30.30	:32.55 :32.70		:29.13 :31.13	:32.71 :32.69	
73) TRENCZER, ROBERT	17 ROCKLAND, NY	2:03.54	110) PIERCE, JAMES	16 WEST BRANCH, PA	2:05.69
:28.58 :30.97	:32.30 :31.69		:28.48 :31.10	:33.02 :33.09	
74) SCHEIER, CHRIS	16 SEVERNA PARK, MD	2:03.55	111) BARD, CHUCK	15 SOMERSET HILL, NJ	2:05.80
:28.87 :30.80	:32.08 :31.80		:29.54 :31.31	:32.15 :32.80	
75) UMBACH, MARK	16 PHOENIXVILLE, PA	2:03.67	112) CHURIN, JON	18 BATH, ME	2:05.82
:29.64 :30.65	:31.73 :31.65		:28.78 :31.54	:32.38 :33.12	
76) WEISBURG, JEFF	16 CAPE ANN, MA	2:03.81	113) MURPHY, GLENN	17 NW DUPAGE, IL	2:05.89
:28.55 :31.61	:32.13 :31.52		:30.09 :31.57	:32.79 :31.44	
77) BENJAMIN, WADE	18 FORT WAYNE, IN	2:03.90	114) MCGILLEN, BRIAN	15 NEWARK, DE	2:05.91
:29.22 :30.63	:31.99 :32.06		:29.73 :32.13	:32.32 :31.73	
78) WILLBRAND, MICHAH	16 HAMILTON, OH	2:04.10	115) MILLER, ROBERT	16 HAMILTON, NJ	2:06.07
:28.94 :30.61	:31.82 :32.73		:29.68 :32.04	:32.90 :31.45	
79) MARSHALL, ANDY	15 SPARTANBURG, SC	2:04.12	116) PARSON, PAUL	17 FARGO, ND	2:06.20
:28.61 :30.80	:32.02 :32.69		:28.92 :31.37	:33.08 :32.83	
79) FISCHER, MATT	16 ANN ARBOR, MI	2:04.12	117) PRINCE, JASON	15 BOISE, ID	2:06.58
:29.34 :30.87	:31.55 :32.36		:29.58 :31.76	:32.77 :32.47	
81) DUTCHER, DAN	14 BOISE, ID	2:04.24	118) SCANLON, BRENDAN	15 RIDGEWOOD, NJ	2:06.61
:28.75 :31.04	:32.05 :32.40		:30.32 :31.60	:32.54 :32.15	
82) DWYER, GREG	14 RIDGEWOOD, NJ	2:04.27	119) HATIC, SAFET	15 M. E. LYONS, OH	2:06.74
:29.60 :31.06	:32.01 :31.60		:30.65 :31.30	:32.38 :32.41	
83) STRAUSS, PETER	15 FLUSHING, NY	2:04.29	120) NOBACK, CHARLES	17 ELGIN, IL	2:06.83
:28.41 :30.85	:32.23 :32.80		:28.47 :31.58	:33.75 :33.03	
84) MCCANN, TIM	15 NORTH CANTON, OH	2:04.33	121) WRIGHT, GRAHAM	17 RALEIGH, NC	2:06.90
:28.48 :30.77	:32.15 :32.93		:30.10 :31.39	:32.95 :32.46	
85) DOUGLAS, CARLOS	16 UP. MONTGOMERY, MD	2:04.37	122) ASHINII, RADU	17 RED BANK, NJ	2:06.93
:29.27 :31.26	:32.15 :31.69		:30.01 :31.05	:32.74 :33.13	
86) SANDER, JEFF	16 S. NIPPERT, OH	2:04.41	123) HANKINS, RICK	15 SOMERSET HILL, NJ	2:07.01
:29.14 :31.33	:32.31 :31.63		:29.65 :31.92	:32.95 :32.49	
87) GOULDING, TIMOTHY	17 HOLYOKE, MA	2:04.42	124) ANGELO, MICHAEL	18 NEW CASTLE, PA	2:07.04
:28.53 :31.04	:32.58 :32.27		:29.28 :32.01	:32.87 :32.88	
88) BRAUN, MATTHEW	14 SOUTH OAKLAND, MI	2:04.54	125) ULRICH, PAUL	17 WESTFIELD, NJ	2:07.06
:28.76 :31.29	:32.08 :32.41		:29.05 :30.73	:33.68 :33.60	
89) KING, JEREMY	18 HUNTINGTON, WV	2:04.62	126) TURNER, JASON	15 MIAMI COUNTY, OH	2:07.11
:29.56 :31.13	:31.95 :31.98		:28.26 :31.50	:33.20 :34.15	
90) BITTENBENDER, ERIC	16 PETERSBURG, VA	2:04.68	127) ALBERT, ALEX	17 WILTON, CT	2:07.12
:28.88 :31.04	:31.69 :33.07		:29.24 :32.16	:32.52 :33.20	
91) SNYDER, ASHLEY	14 CHAR'VILLE, VA	2:04.70	128) PHILLIPSON, TJ	15 HAGERSTOWN, MD	2:07.16
:29.60 :31.50	:32.05 :31.55		:30.10 :31.93	:32.76 :32.37	
92) MITCHELL, HEATH	15 BEAVERCREEK, OH	2:04.79	129) VAUGHAN, JOEL	16 SPARTANBURG, SC	2:07.59
:29.13 :30.95	:32.69 :32.02		:28.95 :31.87	:32.91 :33.86	
93) FIGLAR, JASON	16 SUMMIT AREA, NJ	2:04.80	130) WILLIAMS, SCOTT	14 CORTLAND, NY	2:07.80
:28.25 :31.20	:32.45 :32.90		:29.06 :31.13	:33.56 :34.05	
94) LINDMARK, JACOB	16 BEVERLY, MA	2:04.82	131) MISHKIN, JON	17 NEW CANAAN, CT	2:07.95
:29.49 :31.62	:32.28 :31.43		:29.18 :31.66	:33.33 :33.78	
95) BARTH, MIKE	18 BISMARCK, ND	2:04.89	132) PELLEGRINO, CRIS	16 SARASOTA, FL	2:08.11
:29.05 :30.75	:32.45 :32.64		:30.07 :31.98	:33.30 :32.76	
96) SATTERLY, NEAL	15 FRANKFORT, KY	2:04.90	133) LIPA, MIKE	14 SOMERSET HILL, NJ	2:08.50
:28.86 :31.48	:32.00 :31.76		:29.78 :31.99	:33.38 :33.35	
97) ZWIZANSKI, SCOTT	15 CEN. CHESTER, PA	2:04.92	134) WARENKIEWICZ, CHRIS	15 RED BANK, NJ	2:08.53
:29.43 :31.01	:32.28 :32.20		:28.25 :31.75	:33.82 :34.71	

(CONTINUED ON NEXT PAGE)



## EVENT: 26 BOY'S 200 YARDS BACKSTROKE

(CONTINUED)

135) HAAR, DAN	15 ROCHESTER, MI	2:08.66	142) CORSELLO, ED	16 NEW CANAAN, CT	2:11.03
:30.17 :31.67	:33.02 :33.80		:29.74 :32.87	:34.29 :34.13	
136) TOMLJANOVICH, THEO	16 ROCKLAND, NY	2:08.71	143) TURNEY, ADAM	17 SEVERNA PARK, MD	2:12.88
:29.89 :32.23	:33.41 :33.18		:30.88 :32.12	:34.73 :35.15	
137) O'CONNELL, DAN	16 BAY VIEW, NY	2:08.72	144) VANALMEN, ROBERT	17 MASSILLON, OH	2:20.00
:29.34 :32.32	:34.12 :32.94		:32.07 :35.46	:36.35 :36.12	
138) SHORES, MITCH	14 WINSTON-SALEM, NC	2:09.23	GILCHREST, ALLEN	16 RAHWAY, NJ	DISQUAL
:29.66 :32.88	:33.31 :33.38		:29.24 :32.16	:33.70 DISQUAL	
139) REVERS, MIKE	15 NAPERVILLE, IL	2:09.69	CREIGHTON, WILL	17 N. MIDDLESEX, CT	DISQUAL
:29.70 :32.94	:33.98 :33.07		:28.21 :31.76	:32.73 DISQUAL	
140) NERVI, STEVE	14 SUMMIT AREA, NJ	2:10.79	MCCULLOCH, MIKE	18 FORT WAYNE, IN	DISQUAL
:28.79 :32.20	:34.18 :35.62		:29.89 :31.69	:32.29 DISQUAL	
141) REYES, BEN	15 SOMERSET V, NJ	2:10.92	RUZAK, MITCHELL	18 SOMERSET V, NJ	DISQUAL
:29.15 :31.82	:34.51 :35.44		:30.38 :31.88	:33.53 DISQUAL	

1993 NATIONAL SHORT COURSE  
SWIMMING AND DIVING CHAMPIONSHIPS  
FT. LAUDERDALE, FLORIDA

EVENT : 27 GIRL'S 800 YARDS FREESTYLE RELAY  
NATIONAL RECORD 7:25.64 SARASOTA, FL 1988  
QUALIFYING FOR NATIONALS 8:13.69

\*\*\*\*\*

APRIL 7, 1993 \*\*\*\*\*

PLACE	NAME	YEAR	TEAM	TRIALS	FINAL
CHAMPIONSHIP FINAL					
1)	M. E. LYONS, OH			7:36.73	7:30.30
1)	GUSTIN, RACHEL	17		:54.24	17 :56.18
				:57.29	:59.18
2)	BERGER, SHANNON	16		:54.54	16 :53.14
				:59.26	:56.47
2)	NH DUPAGE, IL			7:41.06	7:37.15
1)	MAGGIO, SARAH	17		:56.00	14 :56.01
				:59.09	1:01.55
2)	COLEMAN, COURTNEY	15		:54.81	17 :53.34
				:58.56	:57.71
3)	HOUSTON, TX			7:44.33	7:39.34
1)	BURTON, ASHLEY	15		:54.92	16 :55.49
				1:00.30	1:01.18
2)	KARNES, STACIE	17		:54.88	17 :55.12
				:59.13	:58.32
4)	UP. MAIN LINE, PA			7:42.20	7:39.53
1)	STACKHOUSE, CARRIE	15		:56.18	18 :54.96
				:59.68	:59.60
2)	LEONARD, DAWN	16		:54.52	17 :55.42
				1:00.45	:58.80
5)	WILTON, CT			7:42.92	7:39.91
1)	LEWIS, JENN	17		:55.72	16 :55.89
				:59.98	:58.58
2)	DUNLEAVEY, AMY	17		:55.42	15 :55.20
				1:00.24	:58.88
6)	ROCHESTER, MI			7:49.76	7:46.67
1)	MCRAE, JACQUI	16		:56.95	17 :56.89
				:59.97	1:00.21
2)	OLSON, KRISTEN	15		:57.57	16 :54.88
				1:00.22	:59.98
7)	KALAMAZOO, MI			7:50.29	7:47.38
1)	TOLEDO, SUZANNE	16		:55.02	16 :57.10
				:56.63	1:02.01
2)	ANDREASEN, ERIKA	17		:58.47	15 :55.08
				1:03.59	:59.48
8)	READING, PA			7:49.06	7:50.07
1)	BAUSHER, SAMANTHA	16		:57.72	18 :56.85
				1:00.81	1:00.64
2)	BELLAIRS, ELISSA	17		:55.55	15 :55.87
				1:01.04	1:01.59
CONSOLATION FINAL					
9)	ELKHART, IN			7:51.89	7:47.81
1)	TURNER, ADRIENNE	15		:57.37	16 :53.16
				1:01.37	:58.28
2)	BLACK, JENNY	14		:57.10	15 :55.58
				1:03.89	1:01.06
10)	MANSFIELD, OH			7:52.78	7:47.90
1)	FOX, JENNIFER	14		:56.64	14 :57.28
				1:00.93	1:02.44
2)	STONE, MELISA	17		:55.94	18 :55.72
				:59.68	:59.27
11)	GLENDALE, CA			7:52.57	7:48.86
1)	MILLER, CORI	18		:57.54	13 :59.88
				:58.94	1:03.94
2)	ABBEY, JENNIFER	14		:57.19	14 :53.89
				:59.43	:58.05

( CONTINUED ON NEXT PAGE )

## EVENT: 27 GIRL'S 800 YARDS FREESTYLE RELAY (CONTINUED)

12) SPARTANBURG, SC			7:54.30		7:50.52				
1) BORDOWSKI, SARAH	17	:57.83		3) MAGUIRE, BETH	17	:57.68			
		1:00.71				1:01.89			
2) HENSON, WENDY	16	:54.20		4) STRETCHER, SUSAN	17	:56.70			
		:57.84				1:03.67			
13) MCKINLEY, IL			7:51.91		7:51.21				
1) STEPHENS, SARAH	16	:56.99		3) DANENHOWER, ANNE	13	:58.21			
		1:00.50				1:02.07			
2) FLYNN, MEGAN	14	:55.70		4) REED, JANIE	15	:56.00			
		:59.74				1:02.00			
14) BIRMINGHAM, MI			7:53.87		7:52.99				
1) VANSLINGERLANDT, MICA	17	:57.00		3) NAJARIAN, NATALIE	15	:57.47			
		1:00.87				1:02.27			
2) MOSHER, ASHLEY	18	:57.49		4) BENJAMIN, BONNIE	18	:55.32			
		1:01.33				1:01.24			
15) COUNTRYSIDE, OH			7:53.24		7:53.49				
1) DOHERTY, HEATHER	16	:57.71		3) SMITH, JESSIE	18	:58.26			
		1:00.02				1:01.94			
2) HARTSOCK, JENNIFER	16	:56.99		4) WEBSTER, NOEL	18	:55.48			
		1:01.36				1:01.73			
HUNTINGTON, WV			7:53.87		DISQUAL				
1) OLSON, MELISSA	14	:57.20		3) CIPOLETTI, ELLEN	14	:59.31			
		1:00.82				1:03.66			
2) SCHEIRMAN, JO ELLEN	13	:59.49		4) ROBINSON, KIMBERLY	16	:54.70			
		1:05.24				DISQUAL			
1) M. E. LYONS, OH			7:36.73		8) KALAMAZOO, MI		7:50.29		
1) BUSTIN, RACHEL	17	:55.16		3) CASSIN, EILEEN	17	:56.89		3) RIKER, LINDA	16
		:57.77				:59.20			:58.58
2) BERGER, SHANNON	16	:55.11		4) BENDEL, TALOR	16	:53.52		4) TOLEDO, SUZANNE	16
		1:00.40				:58.68			:56.13
									:58.75
2) NW DUPAGE, IL			7:41.06		9) ELKHART, IN		7:51.89		
1) COLEMAN, COURTNEY	15	:55.67		3) GRAVES, SARAH	14	:57.46		3) BENKO, LINDSAY	16
		:59.45				1:02.96			:54.00
2) MAGGIO, SARAH	17	:55.54		4) WHITE, JAMI	17	:53.91		4) TOPOLSKI, MAGGIE	15
		:57.51				:58.56			:56.34
									1:01.33
3) UP. MAIN LINE, PA			7:42.20		10) MCKINLEY, IL		7:51.91		
1) DORMER, DINA	16	:57.74		3) DEARLOVE, EMILY	18	:55.90		3) DANENHOWER, ANNE	13
		:59.41				:59.13			:58.91
2) STACKHOUSE, CARRI	15	:56.90		4) DEDE, CHERYL	17	:55.58		4) REED, JANIE	15
		:58.31				:59.23			:55.29
									1:00.55
4) WILTON, CT			7:42.92		11) GLENDALE, CA		7:52.57		
1) LEWIS, JENN	17	:55.91		3) SIMPSON, CHARLOTT	16	:56.36		3) JONES, MEGAN	13
		1:00.72				:58.86			:58.98
2) DUNLEAVEY, AMY	17	:56.49		4) LINDBLOM, AMY	15	:55.40		4) BALLARD, GRETCHEN	14
		:59.37				:59.81			:54.30
									:58.60
5) HOUSTON, TX			7:44.33		12) MANSFIELD, OH		7:52.78		
1) KARNES, STACIE	17	:56.25		3) MORIARTY, JENNIFE	16	:56.51		3) CARMEL, CANDY	14
		1:00.25				:58.29			:58.21
2) BURTON, ASHLEY	15	:56.63		4) BREAUX, ALEGRA	17	:54.70		4) FOX, JENNIFER	14
		:58.80				:59.30			:56.20
									:59.81
6) READING, PA			7:49.06		13) COUNTRYSIDE, OH		7:53.24		
1) BAUSHER, SAMANTHA	16	:56.96		3) SHELLY, LEANNE	18	:57.70		3) SMITH, JESSIE	18
		1:00.14				1:00.86			:58.92
2) BELLAIRS, ELISSA	17	:55.45		4) JUNG, ALISON	15	:55.50		4) WEBSTER, NOEL	18
		1:00.72				1:01.73			:55.47
									:59.54
7) ROCHESTER, MI			7:49.76		14) BIRMINGHAM, MI		7:53.87		
1) MCRAE, JACQUI	16	:59.22		3) FALK, MANDI	17	:56.80		3) MOSHER, ASHLEY	18
		1:00.95				1:01.31			:57.18
2) OLSON, KRISTEN	15	:57.13		4) ALLSHOUSE, JAMIE	16	:54.23		4) VANSLINGERLANDT, 17	
		:59.83				1:00.29			:56.33
									1:00.41

( CONTINUED ON NEXT PAGE )

EVENT: 27 GIRL'S 800 YARDS		FREESTYLE RELAY		(CONTINUED)	
14) HUNTINGTON, WV			7:53.87	27) GRAND RAPIDS, MI	8:00.72
1) ROBINSON, KIMBERL16	:54.73	3) SCHEIRMAN, JO ELL13	:57.83	1) VARDA, KATIE 16	:56.50
	:58.83		1:04.98		1:01.60
2) CIPOLETTI, ELLEN 14	:58.34	4) OLSON, MELISSA 14	:55.96	2) FLIKKEMA, KATE 13	:58.39
	1:03.77		:59.43		1:04.68
16) SPARTANBURG, SC			7:54.30	28) STATE COLLEGE, PA	8:02.31
1) HENSON, WENDY 16	:54.01	3) MAGUIRE, BETH 17	:58.39	1) KULKA, TASHA 15	:55.85
	:58.89		1:02.72		1:00.63
2) BORDOWSKI, SARAH 17	:58.38	4) STRETCHER, SUSAN 17	:57.40	2) MARKS, MELISSA 15	:57.55
	1:01.38		1:03.13		1:02.47
17) BLUE ASH, OH			7:54.41	29) OAK PARK, IL	8:02.37
1) EARHART, NICOLE 15	:57.05	3) NEAL, ELIZABETH 16	:56.53	1) REDMOND, NICOLE 17	:57.22
	1:00.46		1:01.75		1:02.77
2) WONG, STEPHANTE 15	:56.25	4) MACMILLAN, STEPHA15	:59.72	2) WENDT, KATE 18	:57.30
	1:00.80		1:01.85		1:00.14
18) SARASOTA, FL			7:55.00	30) KETTERING, OH	8:02.38
1) BARNES, WENDY 16	:58.88	3) WILHELM, HELENA 12	:59.52	1) WARNER, ERIN 16	:56.45
	1:01.72		1:06.12		1:00.71
2) SULLIVAN, LAURA 14	:56.57	4) BOWMAN, BAMBI 19	:53.54	2) JONES, KENDALL 18	:56.45
	:59.51		:59.14		1:04.55
19) ROANOKE, VA			7:55.52	31) RIDGEWOOD, NJ	8:02.44
1) DEPUTY, MIRANDA 15	:58.16	3) BUCHER, CAROLYN 13	:58.71	1) PELUSE, ANGIE 14	:58.80
	1:02.20		1:03.12		1:02.28
2) GOFF, SHANNON 18	:56.26	4) ADAMS, BROOKE 17	:55.24	2) TUCKER, CHRISTINE15	:58.81
	1:00.63		1:01.20		1:02.96
20) SOMERSET HILL, NJ			7:56.82	32) SOMERSET V, NJ	8:04.10
1) BROOKS, ERIN 17	:56.76	3) AMEZQUITA, CHRIST16	:57.82	1) BERGLUND, KRISSEY 16	:58.49
	1:01.38		1:02.37		1:03.01
2) RYAN, KATIE 17	:57.85	4) SCHOENHAUS, PATTY15	:56.97	2) NORSALIS, KAREN 18	:58.32
	1:02.46		1:01.21		1:02.67
21) AURORA, IL			7:57.31	33) HAMDEN, CT	8:04.51
1) MCCUTCHEON, LARA 16	:57.73	3) MCCUTCHEON, KELLY15	:58.04	1) VEAZEY, MELANIE 15	:56.42
	1:00.66		1:01.41		1:00.99
2) LAURICH, MISTY 16	:58.32	4) SILVA, LAUREN 13	:56.47	2) REEDER, MEGHAN 17	1:01.53
	1:04.39		1:00.29		1:06.83
22) WAYNESBORO, VA			7:57.67	34) HAMILTON, NJ	8:07.08
1) WRIGHT, MARTHA 15	:58.24	3) FINOTTI, JENNIFER15	:58.59	1) CUFF, ALLISON 16	:58.99
	1:01.68		1:02.06		1:01.90
2) ROMANAC, COURTNEY14	:58.27	4) OSWALD, VALERIE 14	:55.33	2) GRAHAM, KELLY 18	:59.20
	1:04.36		:59.14		1:05.48
23) RED BANK, NJ			7:57.70	35) CEN. CHESTER, PA	8:08.42
1) O'BOYLE, COLLEEN 17	:58.11	3) STUEHMEIER, KATRI17	:56.55	1) CROMBIE, AIMEE 16	:58.12
	1:03.72		1:01.91		1:02.01
2) SIMES, LAURIE 16	:56.87	4) GALLO, LINDA 16	:55.06	2) SULLIVAN, BEVIN 15	:59.71
	1:02.92		1:02.56		1:03.64
24) BLOOMSBURG, PA			7:58.25	36) BAY CITY, MI	8:08.67
1) CAMPBELL, STEPHAN17	:58.25	3) WILLIAMS, STEFANI13	:57.53	1) HOFFMAN, KRISSEY 15	:57.98
	1:00.64		1:02.67		1:01.46
2) LUSCHAS, MARY 13	:56.50	4) BISORKI, KATIE 14	:58.04	2) BACIGALUPO, BETSY18	:58.12
	1:03.10		1:01.52		1:05.96
25) PARKERSBURG, WV			7:58.83	37) HAVERHILL, MA	8:09.35
1) GILSON, TARA 15	:57.72	3) SCHMIDT, VICKI 14	:59.30	1) BRYAN, JENELLE 13	1:00.00
	1:02.52		1:03.86		1:03.45
2) LINN, CRYSTAL 14	:56.28	4) TARASUK, HILARY 17	:54.99	2) LAGUE, JESSICA 14	:57.93
	:59.93		1:04.23		1:01.79
26) RALEIGH, NC			8:00.50	38) GOLDSBORO, NC	8:10.36
1) HOSKINS, HILARY 16	:58.22	3) HORTON, KATINA 17	:58.45	1) TRIBOU, MEGAN 14	:59.86
	1:01.06		1:02.12		1:03.71
2) HUDSON, JILL 14	:56.86	4) LEISER, JENNY 13	:56.79	2) BARNES, VICTORIA 13	:58.55
	1:02.56		1:04.44		1:07.82
					3) CRISMAN, JENNIFER13 :57.33
					1:01.98
					4) FRITSCH, AMY 14 :57.46
					1:02.78
					3) KOWALCZYK, KELLY 15 :59.57
					1:04.55
					4) WERNER, DEBBY 17 :58.21
					1:03.48
					3) KOZACZYNSKI, NATA17 :58.35
					1:03.37
					4) HADICK, LEIGH 15 :1:00.48
					1:02.74
					3) HEMMELGARN, HEIDI14 :1:00.39
					1:06.03
					4) ECK, LISA 18 :55.08
					1:02.72
					3) DILLON, KATHERINE15 :59.84
					1:05.60
					4) BENNETT, BROOKE 14 :54.16
					1:00.79
					3) SAWIN, TIFFANY 15 :59.43
					1:03.13
					4) AMERMAN, BRENDA 17 :57.41
					1:01.64
					3) ARMITAGE, KATHERY14 :56.97
					1:00.91
					4) BAIR, KINSEY 15 :57.81
					1:03.05
					3) MOO, RACHEL 17 :57.27
					1:03.22
					4) MOREHART, REBECCA16 :57.81
					1:03.21
					3) COLLENS, LAURA 16 :57.49
					1:02.31
					4) CROMBIE, KARA 18 :1:00.82
					1:04.32
					3) WILLIAMS, KRISTY 14 :1:00.17
					1:05.40
					4) BOLDUC, MARY KAY 15 :56.60
					1:02.98
					3) LATOURELLE, KRIST14 :1:00.36
					1:03.58
					4) CHRISTIANSEN, ANN14 :59.11
					1:03.13
					3) BUTLER, HOLLIE 14 :59.33
					1:03.60
					4) TRIBOU, PAIGE 14 :56.88
					1:01.41

( CONTINUED ON NEXT PAGE )

EVENT: 27 GIRL'S 800 YARDS FREESTYLE RELAY		(CONTINUED)	
39) WESTPORT, CT	8:11.39	48) UP. MONTGOMERY, MD	8:16.07
1) WECKER, MEREDITH 15	:59.71	1) WASSNER, LAUREL 17	:58.44
	1:01.69		1:03.42
2) NELSON, TARA 14	:59.58	2) DOUGLAS, CAROLINA 12	:58.60
	1:02.19		1:05.24
3) GRACE, KELLY 15	:59.56	3) HARGRAVE, JENNIFE 17	1:00.76
	1:06.74		1:07.00
4) SHEPARD, LAURA 15	:57.43	4) WASSNER, REBECCA 17	:57.77
	1:04.49		1:04.84
40) FRANKLIN, PA	8:11.47	49) HUNTINGTON, NY	8:16.37
1) WILKINSON, JILL 13	:57.71	1) CUTI, PATRICIA 16	:56.27
	1:02.37		:59.63
2) MARSHALL, BETSY 14	:58.60	2) BLAUBERG, ERICA 16	1:01.83
	1:03.35		1:04.61
3) CENEDELLA, CARLY 17	1:02.13	3) BERNARD, KRISTIN 18	1:00.51
	1:23.00		1:05.83
4) SHEFCHUNAS, CHRIS 18	:41.11	4) VANCE, JAMIE 16	:59.76
	1:03.20		1:07.93
41) NAPERVILLE, IL	8:11.81	50) MACOMB, MI	8:17.02
1) MACKAY, KRISTINE 18	:59.27	1) CONGER, SARAH 13	1:00.26
	1:03.08		1:02.88
2) MIERS, JENNY 16	:58.55	2) KWIA TEK, MARTA 15	:59.45
	1:03.57		1:07.07
3) WAGENER, TERI 16	:58.35	3) KWIA TEK, EVA 13	:59.13
	1:06.17		1:05.68
4) BONTRAGER, JANETT 17	:58.17	4) LEONARD, JACY 13	:58.74
	1:03.85		1:03.81
42) ANN ARBOR, MI	8:12.49	51) RAPPAPANNOCK, VA	8:18.55
1) KOMAL, HOLEN 13	:59.67	1) PYLE, JAIME 15	:59.32
	1:03.53		1:04.06
2) HAWES, ELIZABETH 17	:57.24	2) ATKINSON, AMANDA 16	:59.54
	1:03.69		1:03.11
3) WILKINSON, HOLLY 16	1:00.50	3) CHINN, ERIN 15	:59.22
	1:06.47		1:04.39
4) SMITH, ERIKA 17	:57.22	4) CLEAVER, CATHIE 14	1:01.76
	1:04.17		1:07.15
43) WESTFIELD, NJ	8:13.08	52) CAPE ANN, MA	8:19.32
1) TEITLBAUM, ANNE 16	:57.97	1) BAIRD, KELLY 17	:58.85
	1:02.98		1:05.29
2) RILEY, SASKIA 16	:59.53	2) MCCARTHY, KERRIN 18	1:00.13
	1:03.59		1:08.20
3) FERALDO, CAROLINE 15	:59.16	3) DOHERTY, KRISTEN 17	:58.90
	1:05.24		1:04.78
4) RESTIVO, DONNA 16	:59.16	4) SESSOMS, MELISSA 16	:57.83
	1:05.45		1:05.34
44) HARRISBURG E, PA	8:13.90	53) BOYERTOWN, PA	8:19.69
1) MATALAVAGE, JILL 16	:57.42	1) PIETROWSKI, NATALIS	:58.52
	1:01.84		1:05.33
2) BRELSFORD, EMILY 16	:56.34	2) GEISEL, MICHELLE 17	:59.22
	1:02.97		1:04.16
3) CHESNEY, RACHEL 15	:59.49	3) CARD, NICHOLE 14	1:01.78
	1:07.23		1:05.73
4) FRASER, ALI 14	1:00.49	4) REIGEL, STACY 15	1:01.27
	1:08.12		1:03.68
45) PULASKI, VA	8:14.24	54) FLUSHING, NY	8:19.85
1) MCLAUGHLIN, JACKI 15	:58.68	1) MADONIA, CLAIRE 14	:57.82
	1:03.50		1:02.86
2) ROGERS, JAMIE 13	:59.16	2) O'CONNOR 17	:59.17
	1:03.11		1:06.73
3) TYNAN, TINA 16	1:00.78	3) FITZPATRICK, KIER 17	1:01.10
	1:02.81		1:09.43
4) MANNING, KAREN 15	1:01.20	4) ASHTON, COLLEEN 16	:58.77
	1:05.00		1:03.97
46) SCHROEDER, WI	8:14.45	55) CHESHIRE, CT	8:35.19
1) MICKSCHL, AMY 14	:59.01	1) LASALLE, STEPHANI 16	1:01.76
	1:02.92		1:08.45
2) HEGARTY, BRIDGET 15	1:00.83	2) VLIZIO, KARA 17	1:00.89
	1:06.75		1:08.61
3) MACARTHUR, ERIN 17	:59.41	3) GOLDEN, SARAH 17	1:00.15
	1:05.87		1:06.56
4) SEIDER, AMY 17	:58.22	4) VOELKER, EMILY 15	1:00.99
	1:01.44		1:07.78
47) LAKE REGION, IL	8:14.89	6. NIPPERT, OH	DISQUAL
1) BURKHARDT, MARISA 14	:59.97	1) KLING, BECKY 18	:57.88
	1:04.36		1:00.14
2) SANDELL, JACKIE 14	1:00.07	2) DROLLINGER, NIKI 14	:57.70
	1:07.47		1:05.14
3) KASUBOSKE, ALISON 16	:57.99	3) LINCK, ERIN 15	:57.50
	1:04.08		1:04.34
4) FOWLES, BRIANNE 14	:57.09	4) KRABBE, ALICIA 16	:56.05
	1:03.86		DISQUAL

EVENT : 28 BOY'S 800 YARDS FREESTYLE RELAY \*\*\*\*\* APRIL 7, 1993 \*\*\*\*\*  
 NATIONAL RECORD 6:47.18 COUNTRYSIDE, OH 1992  
 QUALIFYING FOR NATIONALS 7:29.69

PLACE	NAME	YEAR	TEAM	TRIALS	FINAL
CHAMPIONSHIP FINAL					
1)	M. E. LYONS, OH			6:50.98	6:47.99
1)	WALES, DOD	16		:48.37	3) MARCOTTE, JAMIE 17 :50.27
				:51.44	:54.02
2)	CARDTHERS, JOSH	17		:50.36	4) SCHEER, KARL 18 :49.36
				:52.23	:51.94
2)	HOUSTON, TX			6:59.71	6:55.90
1)	ARCHER, CHRIS	15		:50.06	3) ROBINSON, ANTHONY 13 :51.07
				:53.62	:55.34
2)	WILLIS, KENT	18		:49.21	4) KASCHIK, NICHOLAS 14 :50.08
				:51.70	:54.82

( CONTINUED ON NEXT PAGE )

## EVENT: 28 BOY'S 800 YARDS FREESTYLE RELAY (CONTINUED)

3) MCKINLEY, IL			7:00.40	6:58.97
1) ELDER, PAT	18	:50.54	3) FULLING, BRIAN	17 :50.40
		:54.07		:54.06
2) DUNN, DAVID	17	:51.33	4) O'DONNELL, ERICH	16 :49.68
		:53.73		:54.36
4) ROCHESTER, MI			7:05.33	7:04.12
1) ROYER, RON	17	:51.60	3) OLSON, PJ	17 :51.13
		:55.60		:55.63
2) REINKE, STEVE	16	:52.10	4) EHLEN, KEN	18 :48.95
		:54.74		:54.29
5) COUNTRYSIDE, OH			7:07.05	7:05.83
1) DAVIS, JASON	18	:52.20	3) STIGALL, SHAUN	15 :50.93
		:53.96		:55.28
2) REED, ADAM	18	:51.91	4) HARTIG, JOSH	17 :49.21
		:57.89		:54.45
6) NAPERVILLE, IL			7:07.27	7:07.38
1) CAPEN, TODD	14	:52.42	3) SUZZI, ANTHONY	17 :50.48
		:57.08		:54.64
2) SMYSER, CHRISTOPHER	16	:51.13	4) FERRIS, CHRIS	16 :50.42
		:56.04		:55.17
7) SPARTANBURG, SC			7:06.71	7:07.44
1) SAWYER, WESLEY	15	:51.05	3) VAUGHAN, JOEL	16 :51.44
		:55.80		:57.36
2) MORROW, WESLEY	15	:52.07	4) GRIFFIN, JAY	18 :49.78
		:56.89		:53.05
8) G. NIPPERT, OH			7:07.73	7:09.02
1) SMITH, MATT	17	:52.20	3) MELILLO, BEN	17 :51.28
		:54.11		:55.68
2) DRYER, IKE	17	:51.98	4) FIGHTMASTER, JASON	18 :50.81
		:57.80		:55.16

## CONSOLATION FINAL

9) SARASOTA, FL			7:08.98	7:04.33
1) COURY, KHALED	15	:50.99	3) HERRINGTON, ROBERT	17 :52.61
		:55.05		:56.15
2) CHAMPNEY, TIM	15	:51.31	4) BRUENNING, JOHN	17 :50.06
		:54.18		:54.06
10) FLUSHING, NY			7:11.72	7:05.52
1) RUBINO, FRANK	17	:50.92	3) MONTGOMERY, JONAH	17 :52.39
		:54.43		:55.36
2) STRAUSS, PETER	15	:50.68	4) BARTZ, MICHAEL	15 :49.51
		:58.42		:53.81
11) HAMDEN, CT			7:08.33	7:06.54
1) CADMAN, BRIAN	15	:52.93	3) REEDER, JOHN SHAWN	19 :48.74
		:57.36		:54.32
2) REEDER, KEVIN	16	:51.27	4) LUCAN, JARAD	16 :49.52
		:57.40		:55.00
12) RALEIGH, NC			7:08.55	7:07.53
1) LEISER, GRAEME	16	:51.14	3) HUDSON, SCOTT	16 :49.28
		:55.89		:56.70
2) ATKINSON, ROBERT	18	:52.04	4) CROWDER, JASON	18 :50.71
		:58.05		:53.72
13) READING, PA			7:11.31	7:07.74
1) HOUCK, TOM	17	:50.65	3) TROY, SCOTT	17 :50.18
		:53.99		:55.38
2) EISENHOFER, JUSTIN	16	:50.92	4) HALL, RANDY	16 :51.45
		:55.63		:59.54
14) WINSTON-SALEM, NC			7:10.68	7:08.76
1) TRIBBLE, BRIAN	18	:50.17	3) COLLETTE, JAY	15 :52.56
		:53.86		:58.02
2) HALL, MATT	15	:52.77	4) BLACK, ALEX	18 :48.71
		:56.97		:55.70

( CONTINUED ON NEXT PAGE )

EVENT: 28 BOY'S 800 YARDS FREESTYLE RELAY (CONTINUED)

15) WILTON, CT				7:12.58		7:11.82			
1) DAVEY, MATT	18	:49.87	3) SINGER, GREG	17	:52.70	17	:52.70		
		:55.70			:57.48		:57.48		
2) DAVIS, TOM	16	:52.18	4) STACEY, GREG	16	:58.54	16	:58.54		
		:55.79			:57.56		:57.56		
WAYNESBORO, VA				7:08.61		DISQUAL			
1) WOODWORTH, TOM	18	:52.57	3) DARIN, MIKE	15	:50.05	15	:50.05		
		:54.66			:58.24		:58.24		
2) STEWARD, OSSIE	14	:51.82	4) THOMSON, MATTHEW	17	:48.34	17	:48.34		
		:57.79			DISQUAL		DISQUAL		
1) M. E. LYONS, OH				6:50.90		11) WAYNESBORO, VA		7:08.61	
1) SCHEER, KARL	18	:49.72	3) MARCOTTE, JAMIE	17	:50.63	1) WOODWORTH, TOM	18	:51.03	3) DARIN, MIKE
		:51.31		:54.09			:56.56	15	:50.59
2) CAROTHERS, JOSH	17	:50.55	4) WALES, DOD	16	:49.16	2) STEWARD, OSSIE	14	:52.25	4) THOMSON, MATTHEW
		:53.01		:52.51			:57.85	17	:49.17
									:52.91
2) HOUSTON, TX				6:59.71		12) SARASOTA, FL		7:08.98	
1) ARCHER, CHRIS	15	:49.95	3) KASCHIK, NICHOLAS	14	:50.58	1) CHAMPNEY, TIM	15	:52.52	3) HERRINGTON, ROBERT
		:52.96		:54.72			:55.22	17	:52.47
2) WILLIS, KENT	18	:49.98	4) BAKER, DAVID	17	:52.11	2) COURY, KHALED	15	:50.68	4) BRUENNING, JOHN
		:53.17		:56.24			:54.78	17	:57.85
									:53.43
3) MCKINLEY, IL				7:00.40		13) WINSTON-SALEM, NC		7:10.68	
1) DUNN, DAVID	17	:51.54	3) FULLING, BRIAN	17	:51.12	1) TRIBBLE, BRIAN	18	:49.91	3) COLLETTE, JAY
		:54.53		:54.69			:54.89	15	:53.69
2) ELDER, PAT	18	:50.52	4) O'DONNELL, ERICH	16	:50.03	2) HALL, MATT	15	:53.02	4) BLACK, ALEX
		:53.52		:54.45			:57.34	18	:57.05
									:48.99
									:55.79
4) ROCHESTER, MI				7:05.33		14) READING, PA		7:11.31	
1) REINKE, STEVE	16	:51.56	3) EHLEN, KEN	18	:48.82	1) HOUICK, TOM	17	:50.59	3) TROY, SCOTT
		:55.86		:54.21			:54.87	17	:51.12
2) SUGRUE, MIKE	16	:52.90	4) OLSON, PJ	17	:51.21	2) EISENHOFER, JUST	16	:51.25	4) HALL, RANDY
		:55.79		:54.98			:55.79	16	:56.03
									:52.42
									:59.24
5) SPARTANBURG, SC				7:06.71		15) FLUSHING, NY		7:11.72	
1) SAWYER, WESLEY	15	:51.38	3) VAUGHAN, JOEL	16	:51.25	1) RUBINO, FRANK	17	:51.17	3) PEREZ, JASON
		:55.36		:58.09			:55.81	17	:53.68
2) MORROW, WESLEY	15	:52.45	4) GRIFFIN, JAY	18	:49.83	2) MONTGOMERY, JONAH	17	:52.37	4) BARTZ, MICHAEL
		:56.09		:52.26			:56.41	15	:57.68
									:49.96
									:54.64
6) COUNTRYSIDE, OH				7:07.05		16) WILTON, CT		7:12.58	
1) DAVIS, JASON	18	:51.22	3) STIGALL, SHAUN	15	:50.76	1) DAVEY, MATT	18	:50.14	3) DAVIS, TOM
		:55.81		:55.26			:55.34	16	:52.82
2) REED, ADAM	18	:51.65	4) HARTIG, JOSH	17	:49.34	2) STACEY, GREG	16	:50.48	4) SINGER, GREG
		:58.53		:54.48			:55.96	17	:57.58
									:52.84
									:57.42
7) NAPERVILLE, IL				7:07.27		17) BIRMINGHAM, MI		7:12.64	
1) CAPEN, TODD	14	:52.10	3) SUZZI, ANTHONY	17	:51.07	1) TENNYSON, CHRIS	15	:52.73	3) HANSL, STEVE
		:56.80		:55.11			:56.90	17	:50.89
2) SMYSER, CHRISTOPH	16	:50.93	4) FERRIS, CHRIS	16	:50.05	2) WOOD, BRADY	17	:52.24	4) PAWLICK, ADAM
		:55.99		:55.22			:57.80	16	:56.54
									:50.14
									:55.40
8) G. NIPPERT, OH				7:07.73		18) RED BANK, NJ		7:12.70	
1) SMITH, MATT	17	:51.11	3) MELILLO, BEN	17	:51.84	1) KELLY, ROBERT	18	:50.88	3) FLORIO, PAUL
		:54.10		:56.88			:56.28	17	:51.99
2) DRYER, IKE	17	:50.70	4) FIGHTMASTER, JASD	18	:51.13	2) KELLY, CHRIS	15	:52.51	4) WILKENS, TOM
		:58.03		:53.94			:57.78	17	:59.40
									:49.87
									:53.99
9) HAMDEN, CT				7:08.33		19) ROANOKE, VA		7:12.78	
1) CADMAN, BRIAN	15	:52.32	3) REEDER, JOHN SHAW	19	:49.70	1) SUSIL, ROBERT	18	:51.62	3) MCLEOD, MATHEW
		:56.27		:54.12			:56.16	15	:52.22
2) REEDER, KEVIN	16	:52.36	4) LUCAN, JARAD	16	:51.34	2) MARSH, BRIAN	15	:52.16	4) FELDMAN, DAVID
		:57.59		:54.63			:56.39	17	:57.83
									:50.49
									:55.91
10) RALEIGH, NC				7:08.55		20) AURORA, IL		7:13.04	
1) HUDSON, SCOTT	16	:51.03	3) CROWDER, JASON	18	:51.20	1) SCHULTZ, JOSH	17	:52.01	3) COCHRAN, DAMON
		:55.22		:53.95			:55.09	17	:51.22
2) LEISER, GRAEME	16	:50.83	4) ATKINSON, ROBERT	18	:50.66	2) HICKS, JEFF	16	:52.27	4) LARKIN, BRIAN
		:55.66		1:00.00			:58.10	17	:56.70
									:52.50
									:55.15

( CONTINUED ON NEXT PAGE )

EVENT: 28		BOY'S	800	YARDS	FREESTYLE RELAY	(CONTINUED)						
21)	KETTERINGS, OH				7:13.20	33)	NEW CANAAN, CT			7:20.54		
1)	HOGUE, SAMUEL	16	:51.66	3)	WILKEN, JEREMY 16	:53.78	1)	FORTMAN, JEFF 16	:54.20	3)	CROSBY, CHANDLER 15	:53.77
			:57.99			:57.08			:56.79			:58.44
2)	LEIBOLD, JOE	17	:50.64	4)	BORCHERS, JOHN 16	:49.96	2)	MISHKIN, JON 17	:53.51	4)	FINE, DAVID 16	:58.88
			:56.48			:55.61			:57.89			:55.06
22)	GLENDAL, CA				7:14.01	34)	PULASKI, VA			7:21.37		
1)	STEWART, CHRIS	15	:54.46	3)	ZUAZUA, REUBEN 17	:54.24	1)	JENNINGS, RICKIE 15	:55.48	3)	STONE, MARK 16	:53.42
			:56.30			:56.82			:56.32			:59.15
2)	AKOPYAN, RAYMOND	18	:52.38	4)	BRENDE, DAVID 16	:52.04	2)	HUGHSTON, WHIT 15	:53.48	4)	MANNING, BRIAN 17	:58.39
			:54.37			:53.40			:58.50			:54.63
23)	SOMERSET HILL, NJ				7:14.26	35)	MANSFIELD, OH			7:21.57		
1)	GALLER, MARK	17	:52.45	3)	ARMSTRONG, BJ 15	:52.09	1)	PARSONS, STEVE 19	:52.01	3)	PALENSHUS, DIRK 17	:51.99
			:57.64			:55.53			:56.73			1:00.05
2)	MULVEY, BRENDAN	15	:52.94	4)	PFARRER, BRIAN 18	:51.23	2)	FRANKOW, ADAM 15	:52.93	4)	PARSONS, BRYAN 16	:52.18
			:56.85			:55.53			:59.43			:56.25
24)	NW DUPAGE, IL				7:14.74	36)	LYNCHBURG, VA			7:23.39		
1)	ACKERT, STEPHEN	15	:52.58	3)	BRUESCH, JOHN 15	:50.38	1)	BIRD, DEREK 18	:51.92	3)	SMITH, CLYDE 16	:54.40
			:56.16			:56.39			:58.14			:57.12
2)	SZMEDA, BRYAN	15	:52.55	4)	MURPHY, GLENN 17	:52.82	2)	HILL, MARCUS 15	:52.79	4)	COBB, MATT 17	:51.67
			:58.02			:55.85			:59.25			:58.10
25)	SOMERSET V, NJ				7:14.76	37)	HUNTINGTON, NY			7:24.68		
1)	SHERMAN, SCOTT	18	:51.53	3)	RUZAK, MITCHELL 18	:52.11	1)	HARVEY, BILL 17	:52.39	3)	CHEN, JEFFREY 16	:54.69
			1:07.61			:57.16			:56.51			1:02.71
2)	UKEN, DON	17	:42.56	4)	KLEIN, CHRIS 15	:52.05	2)	HOLLWEG, TOM 18	:51.51	4)	CAMPEA, SCOTT 18	:52.76
			:56.53			:55.21			:58.38			:55.73
26)	HARRISBURG E, PA				7:14.84	38)	STATE COLLEGE, PA			7:24.70		
1)	LINN, JEREMY	17	:48.90	3)	CORNISH, DOUG 15	:51.92	1)	BLANKENHORN, BRAD 17	:51.51	3)	QUINLEY, BRAEDON 14	:55.70
			:53.98			:59.28			:55.25			1:03.41
2)	KLINEFELTER, SETH	16	:52.54	4)	SNOOK, ERIC 15	:51.64	2)	MORTENSEN, JON 16	:52.55	4)	WHITNEY, COLIN 15	:52.17
			:57.69			:58.89			:57.52			:56.59
27)	WESTFIELD, NJ				7:15.06	39)	CAPE ANN, MA			7:24.75		
1)	KENDALL, TODD	16	:51.99	3)	SMITH, TIM 17	:51.05	1)	DOHERTY, IAN 15	:53.95	3)	WEISBURG, JEFF 16	:53.20
			:58.10			:57.77			1:07.02			:59.73
2)	MANOS, CHRIS	17	:53.50	4)	POLLACK, TED 16	:50.45	2)	THOMAS, JON 16	:44.12	4)	CARUSO, STEPHEN 16	:51.88
			:56.15			:56.05			:56.73			:58.12
28)	BLOOMSBURG, PA				7:15.93	40)	ANN ARBOR, MI			7:24.77		
1)	COLE, MATT	17	:52.20	3)	MANOFSKY, BRIAN 17	:53.52	1)	CHAMPLEY, JAY 15	:53.92	3)	SPENSER, KURT 15	:54.99
			:54.35			:56.92			1:01.01			:59.88
2)	KLEIN, STEVE	17	:52.92	4)	ZENYUH, JAMES 16	:52.38	2)	KORSEDAL, BOB 18	:51.62	4)	McVITTIE, MATTHEW 16	:52.15
			:56.54			:57.10			:55.77			:55.43
29)	HUNTINGTON, WV				7:17.36	41)	CHAR'VILLE, VA			7:25.28		
1)	BAKER, CHRISTOPHE	16	:53.38	3)	KING, JEREMY 18	:53.48	1)	HOELLER, DAN 16	:52.83	3)	CAPPS, TIM 16	:52.03
			:56.60			:58.52			:56.21			:57.24
2)	WELLMAN, AARON	17	:49.93	4)	OLSON, SCOTT 16	:51.91	2)	SNYDER, ASHLEY 14	:54.63	4)	HOELLER, DAVID 14	:53.58
			:55.93			:57.61			1:00.05			:58.71
30)	GRAND RAPIDS, MI				7:17.66	42)	KALAMAZOD, MI			7:26.13		
1)	MUSIALCZYK, MARTI	17	:51.82	3)	BOYCE, ANDREW 15	:52.93	1)	JOHNSON, SCOTT 16	:54.62	3)	ROBERTS, MARK 15	:51.89
			:56.71			:59.95			:58.12			1:00.09
2)	SCHINNERER, DAN	14	:52.31	4)	FLIKKEMA, BRAD 14	:50.84	2)	TAYLOR, JAMIE 17	:53.92	4)	ROBBINS, BRETT 16	:52.14
			:58.23			:54.87			:58.44			:56.91
31)	UP. MAIN LINE, PA				7:18.55	43)	ELGIN, IL			7:26.79		
1)	DIBATTISTA, MIKE	13	:54.24	3)	CARROLL, RICHARD 16	:52.32	1)	CULVER, BEN 16	:55.22	3)	FLETCHER, JAMIE 18	:52.46
			:58.33			:55.77			:59.21			1:01.46
2)	CAMPBELL, SETH	17	:53.32	4)	FURLONG, MIKE 16	:50.47	2)	NOBACK, CHARLES 17	:50.42	4)	JONES, KEVIN 18	:52.31
			:59.12			:54.98			:59.03			:56.68
32)	RIDGEWOOD, NJ				7:20.31	44)	AKRON W. R., OH			7:28.30		
1)	RABINOVITCH, DAN	16	:53.57	3)	FISCHER, MICHAEL 17	:53.89	1)	PAINKAINEN, JUKKA 17	:54.33	3)	TICOCCHIO, CLINT 17	:50.79
			:57.25			:59.18			:57.43			:58.99
2)	BOHAN, HUMPHREY	17	:53.62	4)	SULLIVAN, JAMES 16	:50.98	2)	KRAUSMAN, RON 15	:53.07	4)	PHILLIPS, DAVID 17	:52.47
			:57.18			:54.64			1:02.68			:58.54

( CONTINUED ON NEXT PAGE )



EVENT: 28 BOY'S 800 YARDS FREESTYLE RELAY (CONTINUED)

45) SCOTTDALE, PA			7:32.19	47) FARGO, ND			7:46.59				
1) WILLIAMS, DAVID	17	:54.53	3) SCHELL, DAVID	18	:55.24	1) PARSON, PAUL	17	:54.21	3) SAUVEGEAU, SETH	16	:57.25
		:57.49						:59.67			1:06.60
2) TOOHEY, RYAN	15	:53.43	4) BALKO, JASON	18	1:52.32	2) SCHINDLER, JAY	16	:54.89	4) JILEK, DAVID	17	:53.58
		1:02.16			:57.02			1:02.02			:58.37
46) NORTH CANTON, OH			7:33.10	BURLINGTON, NJ			DISQUAL				
1) JOHNSEN, MATT	15	:54.32	3) MCCANN, TIM	15	:51.90	1) WILKINSON, MIKE	15	:51.97	3) QUINN, GAVIN	15	:52.93
		:59.00			:59.89			:57.04			:58.43
2) STAMATES, JOHN	16	:54.56	4) SHAHAN, ERIC	17	:52.74	2) PETROSKI, MAT	17	:50.94	4) SHELDEN, JOHN	18	:58.57
		:59.27			1:01.42			:58.45			DISQUAL

1993 NATIONAL SHORT COURSE  
SWIMMING AND DIVING CHAMPIONSHIPS  
FT. LAUDERDALE, FLORIDA

APRIL 7, 1993

EVENT : 29 BOY'S 3 METER DIVING

NATIONAL RECORD 508.70 T. MURPHY MOULTRIE, GA 1983  
QUALIFYING FOR NATIONALS 13.30

RANK	NAME	YEAR	TEAM	PRELIM	SEMI FINALS	FINALS
1	MOSS, JEFFERY	18	MOULTRIE, GA	.00	494.25	477.25
2	SHELDON, CHAD	15	MOULTRIE, GA	.00	452.20	445.25
3	CAMPBELL, JUD	14	MOULTRIE, GA	.00	411.40	412.15
4	HART, TREY	15	MOULTRIE, GA	.00	428.95	405.70
5	ECKERT, NOAH	17	SCHROEDER, WI	.00	374.10	376.95
6	LEE, RYAN	13	JOLIET, IL	.00	368.65	374.25
7	LERARIS, RON	18	KENNETT, PA	.00	396.40	345.20
8	NINNEMAN, MATT	16	SCHROEDER, WI	.00	367.35	323.55
9	MOSS, CLAYTON	12	MOULTRIE, GA	.00	356.75	
9	BEDFORD, KEN	17	BUTLER, PA	.00	356.75	
11	HERNANDEZ, DANNY	15	SOMERSET V, NJ	.00	347.25	
12	MUIRHEAD, MARK	18	SCHROEDER, WI	.00	324.35	
13	KANE, SETH	17	SCHROEDER, WI	.00	319.15	
14	MILLER, STEVE	18	CHAMBERSBURG, PA	.00	308.25	
15	NINNEMAN, PAUL	18	SCHROEDER, WI	.00	302.15	
16	GIOELLO, DAN	15	SOMERSET V, NJ	.00	298.70	
17	MORRIS, JOSH	17	KENNETT, PA	.00	298.60	
18	DAHMER, BRAD	16	SCHROEDER, WI	.00	294.75	
19	KANE, JONATHAN	19	SCHROEDER, WI	.00	283.25	
20	HAWLEY, ALEX	15	SCHROEDER, WI	.00	242.85	
21	RUTH, KEVIN	15	KENNETT, PA	.00	240.20	
22	LAMBERT, ROB	17	KENNETT, PA	.00	210.95	
23	SEIDER, NICHOLAS	13	SCHROEDER, WI	.00	210.25	
24	BURGARD, BEN	15	SCHROEDER, WI	.00	176.70	

```

GGGGG  IIIII  RRRRRR  LL    SSSSS
GGGGGG  IIIIII  RRRRRRR  LL    SSSSSS
GG      II    RR    RR  LL    SS
GG  GGGG  II    RRRRR  LL    SSSSS
GG  GG   II    RR    RR  LL    SS
GGGGGGG  IIIIII  RR    RR  LLLLL  SSSSSS
GGGGGG  IIIIII  RR    RR  LLLLL  SSSSS

```

SCORING AFTER WEDNESDAY APRIL 7TH

ALL EVENTS

1) HOUSTON, TX	212.0	29) WAYNESBORO, VA	28.0
2) UP, MAIN LINE, PA	174.0	30) COUNTRYSIDE, OH	24.0
3) NW DUPAGE, IL	168.0	31) PARKERSBURG, WV	23.5
4) M. E. LYONS, OH	167.0	32) MCKINLEY, IL	23.0
5) MANSFIELD, OH	159.0	33) SAGINAW, MI	19.0
6) KALAMAZOO, MI	135.0	33) OAK PARK, IL	19.0
7) BIRMINGHAM, MI	113.0	35) SALEM COUNTY, NJ	16.0
8) ROCHESTER, MI	92.0	36) KETTERING, OH	15.0
9) HUNTINGTON, WV	85.0	37) NEW CANAAN, CT	14.0
9) WILTON, CT	85.0	37) BLUE ASH, OH	14.0
11) GLENDALE, CA	78.0	39) WINSTON-SALEM, NC	13.0
11) ELKHART, IN	78.0	40) STATE COLLEGE, PA	12.0
13) SOMERSET V, NJ	77.5	41) LINCOLN TRAIL, IL	11.0
14) READING, PA	76.0	42) FAIRFIELD, OH	10.0
15) LAKE REGION, IL	67.5	43) MOULTRIE, GA	9.0
16) SARASOTA, FL	58.0	44) SHENANGO, PA	6.0
17) GRAND RAPIDS, MI	55.0	44) SCHROEDER, WI	6.0
18) SPARTANBURG, SC	49.0	44) WEST SIDE, NY	6.0
19) JOLIET, IL	45.5	47) RED BANK, NJ	5.0
20) CAPE ANN, MA	44.0	47) SOUTHTON, CT	5.0
21) SOMERSET HILL, NJ	43.0	47) WESTPORT, CT	5.0
22) ROANOKE, VA	41.0	47) RALEIGH, NC	5.0
23) CHAR'VILLE, VA	34.0	47) TOPEKA, KS	5.0
24) AURORA, IL	33.0	47) ROCKFORD, IL	5.0
25) NAPERVILLE, IL	32.0	47) CHANDLER, AL	5.0
25) SEVERNA PARK, MD	32.0	54) CHAMBERSBURG, PA	4.0
27) HAMDEN, CT	31.0	54) FAIRFIELD, CT	4.0
28) RIDGEWOOD, NJ	30.0	56) MOUNT VERNON, OH	1.0

```

BBBBBB  00000  YY  YY  SSSSS
BBBBBBBB  000000  YY  YY  SSSSSS
BB  BB  00  00  YY  YY  SS
BBBBBB  00  00  YYYY  SSSSS
BB  BB  00  00  YY  SS
BBBBBBBB  000000  YY  SSSSSS
BBBBBB  00000  YY  SSSSS

```

SCORING AFTER WEDNESDAY APRIL 7TH

ALL EVENTS

1) M. E. LYONS, OH	270.5	31) JOLIET, IL	28.0
2) HOUSTON, TX	227.5	31) BEAVERCREEK, OH	28.0
3) MOULTRIE, GA	165.0	31) SOMERSET V, NJ	28.0
4) ROCHESTER, MI	143.5	31) WHATCOM, WA	28.0
5) WAYNESBORO, VA	123.0	35) UP, MAIN LINE, PA	26.0
6) NAPERVILLE, IL	107.0	36) HUNTINGTON, NY	23.0
7) HARRISBURG E, PA	95.0	37) BUTLER, PA	20.0
8) MCKINLEY, IL	86.0	38) CLAY-PLATTE, MO	19.0
9) WINSTON-SALEM, NC	81.0	39) HUNTINGTON, WV	16.0
10) SPARTANBURG, SC	80.0	40) HAMILTON, OH	15.0
11) WILTON, CT	74.0	41) PULASKI, VA	14.5
12) SCHROEDER, WI	68.0	42) BLOOMSBURG, PA	14.0
13) SOMERSET HILL, NJ	66.0	42) BOISE, ID	14.0
14) FLUSHING, NY	65.0	42) RIDGEWOOD, NJ	14.0
14) AURORA, IL	65.0	45) FAIRFIELD, OH	12.5
16) SARASOTA, FL	63.0	46) GLENDALE, CA	11.5
17) RALEIGH, NC	61.0	47) BURLINGTON, NJ	11.0
18) HAMDEN, CT	58.0	48) ALLENTOWN, PA	10.0
19) BIRMINGHAM, MI	52.0	49) ANN ARBOR, MI	8.0
20) WILMINGTON, NC	50.0	50) MARIETTA, OH	7.0
21) G. NIPPERT, OH	49.0	51) NW DUPAGE, IL	5.0
22) COUNTRYSIDE, OH	44.0	51) ROANOKE, VA	5.0
22) NEW CANAAN, CT	44.0	53) BELLEVUE, WA	4.0
24) READING, PA	41.0	53) SPRINGFIELD, OH	4.0
25) FAIRFIELD, CT	40.0	55) WESTFIELD, NJ	3.0
26) SAN PEDRO, CA	36.0	55) CHAMBERSBURG, PA	3.0
27) RED BANK, NJ	32.0	57) CAPE ANN, MA	2.0
28) KENNETT, PA	30.0	57) YAKIMA, WA	2.0
28) LAKELAND HILL, NJ	30.0	57) ELGIN, IL	2.0
30) CLERMONT, OH	29.0	57) CHANDLER, AL	2.0

```

CCCCC  OOOO  MMM  MMM  BBBB  IIIII  NN  NN  EEEEE  DDDDD
CCCCCCC OOOOOO MM MM MM BBBB BBB IIIII NNN NN EEEEE DDDDD
CC      OO   OO MM  MM  BB  BB  II  NN NN  NN  EE   DD   DD
:       OO   OO MM  MM  BBBB  II  NN NN  NN  EEEEE DD   DD
CC      OO   OO MM  MM  BB  BB  II  NN  NN NN  EE   DD   DD
CCCCCCC OOOOOO MM  MM BBBB BBB IIIII NN  NNN EEEEE DDDDD
CCCCC   OOOO  MM  MM BBBB  IIIII NN  NN EEEEE DDDDD

```

SCORING AFTER WEDNESDAY APRIL 7TH

1)	HOUSTON, TX	439.5	18)	AURORA, IL	98.0
2)	M. E. LYONS, OH	437.5	19)	WINSTON-SALEM, NC	94.0
3)	ROCHESTER, MI	235.5	20)	GLENDALE, CA	89.5
4)	UP. MAIN LINE, PA	200.0	21)	HAMDEN, CT	89.0
5)	MULTRIE, GA	174.0	22)	SCHROEDER, WI	74.0
6)	NW DUPAGE, IL	173.0	23)	JOLIET, IL	73.5
7)	BIRMINGHAM, MI	165.0	24)	COUNTRYSIDE, OH	68.0
8)	WILTON, CT	159.0	25)	RALEIGH, NC	66.0
9)	WAYNESBORO, VA	151.0	26)	NEW CANAAN, CT	58.0
10)	NAPERVILLE, IL	139.0	27)	CAPE ANN, MA	46.0
11)	SPARTANBURG, SC	129.0	27)	ROANOKE, VA	46.0
12)	SARASOTA, FL	121.0	29)	FAIRFIELD, CT	44.0
13)	READING, PA	117.0	29)	RIDGEMOOD, NJ	44.0
14)	MCKINLEY, IL	109.0	31)	RED BANK, NJ	37.0
14)	SOMERSET HILL, NJ	109.0	32)	FAIRFIELD, OH	22.5
16)	SOMERSET V, NJ	105.5	33)	CHAMBERSBURG, PA	7.0
17)	HUNTINGTON, WV	101.0	33)	CHANDLER, AL	7.0



Alamo Rent A Car Presents



**National  
Swimming  
and  
Diving  
Championships**  
  
**April '93**  
  
**Fort Lauderdale  
Florida**



Women's 1m Diving  
200 Freestyle Relay  
200 Butterfly  
100 Breaststroke  
400 Medley Relay  
1650 Freestyle

**FINAL  
RESULTS**

**THURSDAY**

**INTERNATIONAL SWIMMING HALL OF FAME AQUATIC COMPLEX**



1993 NATIONAL SHORT COURSE  
 SWIMMING AND DIVING CHAMPIONSHIPS  
 FT. LAUDERDALE, FLORIDA

APRIL 8, 1993

EVENT : 30 GIRL'S 1 METER DIVING

NATIONAL RECORD 475.95 M. FISCHBACH FT. DODGE, IA 1982  
 QUALIFYING FOR NATIONALS 10.80

RANK	NAME	YEAR	TEAM	PRELIM	SEMI FINALS	FINALS
1	SCHELL, KORTNEY	16	JOLIET, IL	.00	332.10	330.35
2	WINGER, LAUREN	17	JOLIET, IL	.00	313.25	321.40
3	ALESSANDRA, JENNIFER	17	SOMERSET V, NJ	.00	299.15	313.35
4	DOKEY, CHRISTINA	17	JOLIET, IL	.00	312.55	307.75
5	ZELLER, KENZIE	17	ROCKFORD, IL	.00	306.40	302.95
6	MCLEAN, CAMILA	13	MOULTRIE, GA	.00	304.25	296.50
7	WITTMAN, SHANNAH	17	CORNING, NY	.00	308.15	291.55
8	LEWIS, CARA	15	SOMERSET V, NJ	.00	311.15	274.75
9	ROY, KIM	18	SOMERSET V, NJ	.00	290.85	
10	ETTORE, LARISSA	16	NEW CANAAN, CT	.00	287.00	
11	GEORGS, ERIKA	17	SOMERSET V, NJ	.00	284.60	
12	FILO, TARYN	15	KENNETT, PA	.00	284.00	
13	BOURDEAU, SUMMER	17	BISMARCK, ND	.00	279.10	
14	DURIS, DANIELLE	17	NEW CANAAN, CT	.00	278.50	
15	MASTERS, AMY	18	SOMERSET V, NJ	.00	276.75	
16	HAMBLING, SUSIE	15	ELKHART, IN	.00	275.70	
17	EDWARDS, REBECCA	16	JOLIET, IL	.00	273.00	
18	MCDONALD, MOLLY	14	BISMARCK, ND	.00	270.30	
19	KUNKLE, KATHY	16	JOLIET, IL	.00	269.80	
20	TITTERINGTON, MELISSA	18	SCHROEDER, WI	.00	267.50	
21	GORDON, KAKI	17	M. E. LYONS, OH	.00	264.30	
22	HANNA, BETH	17	CHAMBERSBURG, PA	.00	262.85	
23	KETELHOHN, GINA	14	SCHROEDER, WI	.00	255.15	
24	SABBI, MELISSA	15	KENNETT, PA	.00	253.75	
25	CONNORS, HOLLY	15	JOLIET, IL	.00	252.40	
26	HART, AMBER	16	ELKHART, IN	.00	237.60	
27	MCCOLLOUGH, ERICA	18	ELKHART, IN	.00	234.80	
28	RETZLAFF, KATIE	16	SCHROEDER, WI	.00	232.95	
29	GONZALES, CHRISTINA	13	SCHROEDER, WI	.00	226.60	
30	TINUCCI, MAGGIE	13	JOLIET, IL	.00	224.90	
31	RUSSELL, EMILY	15	BISMARCK, ND	.00	223.30	
32	WRIGHT, HEATHER	14	SCHROEDER, WI	.00	207.45	
33	CYTACKI, AMBER	18	ELKHART, IN	.00	193.60	
34	SUTHERLAND, JEN	16	CAPE ANN, MA	.00	192.15	
35	SADOWSKI, STEPHANIE	16	SCHROEDER, WI	.00	185.55	
36	NERGERT, CHRISTINE	17	KENNETT, PA	.00	153.10	

1993 NATIONAL SHORT COURSE  
 SWIMMING AND DIVING CHAMPIONSHIPS  
 FT. LAUDERDALE, FLORIDA

EVENT : 31 GIRL'S 200 YARDS FREESTYLE RELAY  
 NATIONAL RECORD 1:33.84 WILTON FAMILY, CT 1988  
 QUALIFYING FOR NATIONALS 1:43.96

\*\*\*\*\*

APRIL 8, 1993 \*\*\*\*\*

PLACE	NAME	YEAR	TEAM	TRIALS	FINAL
CHAMPIONSHIP FINAL					
	1) BIRMINGHAM, MI			1:36.61	1:35.49
1)	MCMAHON, MEREDITH	15	:24.46	3) BENJAMIN, BONNIE	18 :23.70
2)	NAJARIAN, NATALIE	15	:23.88	4) MOSHER, ASHLEY	18 :23.45
2)	M.E. LYONS, OH			1:38.21	1:35.70
1)	SCHMIDT, LIBBY	14	:24.54	3) GUSTIN, RACHEL	17 :24.18
2)	NEUBACHER, FRANCI	18	:23.72	4) BENDEL, TALOR	16 :23.26
3)	MANSFIELD, OH			1:37.56	1:36.22
1)	STONE, MELISA	17	:23.75	3) FOX, JENNIFER	14 :23.73
2)	MINNICH, JAMIE	18	:23.78	4) CARMEL, CANDY	14 :24.96
4)	UP. MAIN LINE, PA			1:37.97	1:36.40
1)	STRINGFELLOW, SANDIE	17	:24.52	3) CHEPELEVICH, NATALIE	17 :23.87
2)	ACUFF, ERIKA	14	:24.02	4) DEDE, CHERYL	17 :23.99
5)	LAKE REGION, IL			1:38.70	1:36.89
1)	HADICK, LEIGH	15	:24.00	3) KLINE, BRITTANY	15 :24.24
2)	BURKHARDT, DANA	16	:25.05	4) FOWLES, BRIANNE	14 :23.60
6)	HOUSTON, TX			1:38.64	1:38.36
1)	BREAUX, ALEGRA	17	:24.59	3) KARNES, STACIE	17 :24.87
2)	MORIARTY, JENNIFER	16	:24.57	4) BURTON, ASHLEY	15 :24.33
7)	NAPERVILLE, IL			1:38.80	1:38.60
1)	KNIPPENBERG, JESSICA	15	:25.49	3) MACKAY, KRISTINE	18 :24.49
2)	WAGENER, TERI	16	:24.74	4) BONTRAGER, JANETTE	17 :23.88
8)	NW DUPAGE, IL			1:38.89	1:38.71
1)	HODSDON, BECKI	15	:24.75	3) SZWEDA, MAUREEN	12 :24.65
2)	GRANT, MANDY	14	:24.48	4) EVERS, MEAGAN	17 :24.83
CONSOLATION FINAL					
9)	KALAMAZOO, MI			1:39.13	1:37.10
1)	TOLEDO, SUZANNE	16	:24.00	3) RIKER, LINDA	16 :24.94
2)	STOVER, SARAH	16	:24.91	4) CAMPBELL, KAREN	15 :23.25
10)	GRAND RAPIDS, MI			1:39.91	1:38.41
1)	CRISMAN, JENNIFER	13	:24.35	3) HUNGERFORD, KELLY	14 :25.62
2)	VARDA, KATIE	16	:24.51	4) FRITSCH, AMY	14 :23.93
11)	CEN. CHESTER, PA			1:39.36	1:39.16
1)	COLLENS, LAURA	16	:25.08	3) CALDWELL, MANDY	17 :25.03
2)	CROMBIE, AIMEE	16	:24.42	4) CROMBIE, KARA	18 :24.63
12)	READING, PA			1:40.30	1:39.29
1)	BELLAIRS, ELISSA	17	:24.65	3) JUNG, ALISON	15 :25.39
2)	HEEBNER, HILLARY	16	:25.07	4) KOMAL, KRISTY	14 :24.18
13)	ROCHESTER, MI			1:39.37	1:39.36
1)	LENNOX, MEGHAN	16	:25.13	3) GELMINE, CLAREY	17 :25.16
2)	LUTZ, KELLI	16	:25.04	4) ALLSHOUSE, JAMIE	16 :24.03
14)	ROANOKE, VA			1:40.08	1:39.66
1)	DEPUTY, MIRANDA	15	:25.32	3) FELDMAN, LAUREN	14 :24.87
2)	GOFF, SHANNON	18	:25.04	4) ADAMS, BROOKE	17 :24.43
15)	SOMERSET HILL, NJ			1:40.35	1:39.75
1)	STEINMAN, ROBIN	17	:24.79	3) BROOKS, ERIN	17 :24.64
2)	STUART, ANDREA	18	:25.48	4) SCHOENHAUS, PATTY	15 :24.84
15)	RED BANK, NJ			1:40.24	1:39.75
1)	SCHWARTZ, RACHEL	14	:25.33	3) STUEHMEIER, KATRIN	17 :24.81
2)	KELLY, KATHLEEN	16	:25.00	4) GALLO, LINDA	16 :24.61

( CONTINUED ON NEXT PAGE )



EVENT:	31	GIRL'S	200	YARDS	FREESTYLE RELAY	(CONTINUED)					
1) BIRMINGHAM, MI					1:36.61	18) SOMERSET V, NJ				1:40.66	
1) MCMAHON, MEREDITH15	:24.89	3) BENJAMIN, BONNIE	18	:24.87	1) BERGLUND, KRISSY	16	:24.83	3) AMOROSA, JUDY	16	:25.64	
2) NAJARIAN, NATALIE15	:24.00	4) MOSHER, ASHLEY	18	:23.65	2) LANGENBERG, HEATH18		:24.72	4) AMERMAN, BRENDA	17	:25.47	
2) MANSFIELD, OH					1:37.56	20) BLUE ASH, OH				1:40.70	
1) GERMANN, DEANNA	15	:26.14	3) MINNICH, JAMIE	18	:23.78	1) WONG, STEPHANIE	15	:24.92	3) MUSSMAN, LEE	13	:25.86
2) STONE, MELISA	17	:23.60	4) FOX, JENNIFER	14	:24.04	2) NEAL, ELIZABETH	16	:25.35	4) EARHART, NICOLE	15	:24.57
3) UP. MAIN LINE, PA					1:37.97	21) STATE COLLEGE, PA				1:40.86	
1) STRINGFELLOW, SAN17	:24.78	3) CHEPELEVICH, NATA17		:24.89	1) KULKA, TASHA	15	:25.32	3) WERNER, DEBBY	17	:25.15	
2) ACUFF, ERIKA	14	:24.86	4) DEDE, CHERYL	17	:24.24	2) LOTTS, KELLY	15	:25.36	4) WERNER, SHARON	15	:25.03
4) M. E. LYONS, OH					1:38.21	22) SARASOTA, FL				1:41.03	
1) SCHMIDT, LIBBY	14	:24.95	3) BASSLER, LEIGH	17	:25.19	1) BOWMAN, BAMBI	19	:24.65	3) ROBIE, MANDY	16	:25.87
2) NEUBACHER, FRANCI18	:24.35	4) BENDEL, TALOR	16	:23.72	2) SULLIVAN, LAURA	14	:25.38	4) GAY, KRISTEN	14	:25.13	
5) HOUSTON, TX					1:38.64	23) PARKERSBURG, WV				1:41.32	
1) BREAU, ALEGRA	17	:24.94	3) KARNES, JENNIFER	14	:24.84	1) SCHMIDT, VICKI	14	:26.98	3) LINN, CRYSTAL	14	:24.32
2) MORIARTY, JENNIFE16	:24.53	4) BURTON, ASHLEY	15	:24.33	2) GILSON, TARA	15	:25.92	4) TARASUK, HILARY	17	:24.10	
6) LAKE REGION, IL					1:38.70	24) AURORA, IL				1:41.34	
1) HADICK, LEIGH	15	:24.73	3) KLINE, BRITTANY	15	:25.10	1) NAGEL, BETSY	15	:25.31	3) SILVA, LAUREN	13	:25.71
2) BURKHARDT, DANA	16	:25.09	4) FOWLES, BRIANNE	14	:23.78	2) MCCUTCHEON, KELLY15		:25.37	4) MCCUTCHEON, LARA	16	:24.95
7) NAPERVILLE, IL					1:38.80	25) KETTERING, OH				1:41.64	
1) KNIPPENBERG, JESS15	:25.56	3) MACKAY, KRISTINE	18	:24.59	1) WARNER, ERIN	16	:24.73	3) CLEMENTS, ALLISON16		:26.21	
2) WAGENER, TERI	16	:24.80	4) BONTRAGER, JANETT17		:23.85	2) JONES, KENDALL	18	:26.29	4) ECK, LISA	18	:24.41
8) NW DUPAGE, IL					1:38.89	26) FRANKLIN, PA				1:41.60	
1) HODSDON, BECKI	15	:24.78	3) WHITE, JAMI	17	:24.70	1) WILKINSON, JILL	13	:25.82	3) MELTON, HILARY	17	:26.47
2) COLEMAN, COURTNEY15	:24.91	4) MAGGIO, SARAH	17	:24.50	2) BENNETT, KELLY	17	:24.95	4) SHEFCHUNAS, CHRIS18		:24.44	
9) KALAMAZOO, MI					1:39.13	27) SEVERNA PARK, MD				1:41.83	
1) TOLEDO, SUZANNE	16	:24.57	3) STOVER, SARAH	16	:25.43	1) HAYNIE, MISSY	15	:25.52	3) MUSK, AMY	17	:25.75
2) RIKER, LINDA	16	:25.10	4) CAMPBELL, KAREN	15	:24.03	2) GRANNELL, NORA	17	:25.65	4) JONES, CHRISTIE	17	:24.91
10) CEN. CHESTER, PA					1:39.36	28) COUNTRYSIDE, OH				1:41.92	
1) COLLENS, LAURA	16	:25.43	3) CALDWELL, MANDY	17	:24.95	1) MULSHINE, BARB	13	:25.65	3) ABELL, SARAH	15	:25.82
2) CROMBIE, AIMEE	16	:24.51	4) CROMBIE, KARA	18	:24.47	2) POTTORF, AMY	18	:25.31	4) DOHERTY, HEATHER	16	:25.14
11) ROCHESTER, MI					1:39.37	28) CAPE ANN, MA				1:41.92	
1) LENNOX, MEGHAN	16	:25.19	3) LUTZ, KELLI	16	:24.80	1) HERRICK, SUSAN	16	:25.45	3) O' REILLY, REBECCA16		:25.05
2) GELMINE, CLAREY	17	:25.09	4) ALLSHOUSE, JAMIE	16	:24.29	2) MERNY, ERIKA	16	:25.95	4) SESSOMS, MELISSA	16	:25.47
12) GRAND RAPIDS, MI					1:39.91	30) LAKELAND HILL, NJ				1:41.97	
1) VARDA, KATIE	16	:25.27	3) CRISMAN, JENNIFER13		:24.28	1) SULLIVAN, ALLYSON14		:25.83	3) WOYNEROWSKI, CARR13		:25.74
2) HUNGERFORD, KELLY14	:25.59	4) FRITSCH, AMY	14	:24.77	2) GAFFNEY, MEGAN	16	:25.18	4) BROWNING, JESSICA16		:25.22	
13) ROANOKE, VA					1:40.08	31) BOISE, ID				1:42.06	
1) DEPUTY, MIRANDA	15	:25.55	3) FELDMAN, LAUREN	14	:25.14	1) WILLIAMS, KELSEY	15	:25.82	3) WILLIAMS, MEGAN	15	:26.40
2) GOFF, SHANNON	18	:24.90	4) ADAMS, BROOKE	17	:24.49	2) COYLE, JUDY	15	:24.94	4) WILLIAMS, DANIKA	18	:24.90
14) RED BANK, NJ					1:40.24	32) MCKINLEY, IL				1:42.13	
1) SCHWARTZ, RACHEL	14	:25.87	3) STUEHMEIER, KATRI17		:24.88	1) REED, JANIE	15	:36.08	3) FLYNN, MEGAN	14	:25.73
2) KELLY, KATHLEEN	16	:25.16	4) BALLO, LINDA	16	:24.33	2) BEBAUER, MEGHAN	17	:15.14	4) STEPHENS, SARAH	16	:25.18
15) READING, PA					1:40.30	33) HUNTINGTON, WV				1:42.25	
1) BELLAIRS, ELISSA	17	:25.84	3) JUNG, ALISON	15	:25.67	1) BROWN, STACY	15	:26.69	3) OLSON, MELISSA	14	:26.00
2) HEEBNER, HILLARY	16	:25.18	4) KOWAL, KRISTY	14	:24.41	2) GARGARELLA, CECEL14		:25.45	4) ROBINSON, KIMBERL16		:24.11
16) SOMERSET HILL, NJ					1:40.35	34) RALEIGH, NC				1:42.28	
1) STEINMAN, ROBIN	17	:25.18	3) BROOKS, ERIN	17	:24.85	1) HOSKINS, HILARY	16	:25.59	3) SHRIEVES, JANET	15	:25.69
2) STUART, ANDREA	18	:25.48	4) SCHOENHAUS, PATTY15		:24.92	2) LEISER, JENNY	13	:25.93	4) CHEEK, JENNY	15	:25.07
17) WILTON, CT					1:40.36	35) RIDGEWOOD, NJ				1:42.29	
1) SIMPSON, CHARLOTT16	:25.70	3) VALLEGO, MELISSA	14	:24.91	1) BENNETT, BROOKE	14	:25.17	3) MILLS, COURTNEY	14	:25.42	
2) LINDBLOM, AMY	15	:25.43	4) LEWIS, JENN	17	:24.32	2) PELUSE, ANGIE	14	:25.82	4) CORNELL, KATY	15	:25.88
18) OAK PARK, IL					1:40.66	36) SAN PEDRO, CA				1:42.33	
1) HABAKUK, ANDREA	15	:25.40	3) REDMOND, NICOLE	17	:25.22	1) ALLEN, SHERI	16	:26.05	3) PUTNAM, HEATHER	16	:24.88
2) WENDT, KATE	18	:25.07	4) SIMONE, DEB	14	:24.97	2) RICHARDS, RACHEL	15	:26.27	4) HAJDULZEK, BARBAR16		:25.13

( CONTINUED ON NEXT PAGE )

## EVENT: 31 GIRL'S 200 YARDS FREESTYLE RELAY (CONTINUED)

37) G. NIPPERT, OH 1) KLING, BECKY 18 :26.00 2) LINCK, ERIN 15 :25.63	1:42.40 3) SCHUMACHER, JILL 15 :25.53 4) KRABBE, STEPHANIE 15 :25.24	55) GOLDSBORO, NC 1) BUTLER, HOLLIE 14 :26.79 2) BARNES, VICTORIA 13 :25.96	1:43.68 3) TRIBOU, MEGAN 14 :25.71 4) TRIBOU, PAIGE 14 :25.22
38) OLD TOWN, ME 1) CLEMENT, HEATHER 16 :26.01 2) GODSOE, DEBBIE 15 :25.53	1:42.60 3) KOVENOCK, SARAH 13 :25.53 4) SMITH, TRINA 16 :25.53	56) ELKHART, IN 1) BENKO, LINDSAY 16 :24.99 2) TOPOLSKI, MAGGIE 15 :26.01	1:43.79 3) BLACK, JENNY 14 :26.17 4) HOMO, MALAIKA 14 :26.62
39) WAYNESBORO, VA 1) WRIGHT, MARTHA 15 :26.03 2) FINOTTI, JENNIFER 15 :26.46	1:42.61 3) ROMANAC, COURTNEY 14 :25.24 4) OSWALD, VALERIE 14 :24.88	56) SPRINGFIELD, OH 1) NICKELS, JENNY 14 :26.01 2) SCHOLL, COURTNEY 15 :26.01	1:43.79 3) SCHOLL, KATIE 13 :25.90 4) TEUSINK, ALLYSON 15 :25.87
40) BLOOMSBURG, PA 1) LUSCHAS, MARY 13 :26.48 2) BISORKI, KATIE 14 :26.09	1:42.83 3) GARDNER, KATIE 13 :25.71 4) WILLIAMS, STEFANI 13 :24.55	58) LYNCHBURG, VA 1) VON OESSEN, HEATHE 16 :26.14 2) OLSEN, ERIN 13 :26.21	1:43.98 3) CHIPLEY, CARY 14 :25.83 4) WINN, CHRISTY 17 :25.80
41) LINCOLN TRAIL, IL 1) GENDLER, WENDY 16 :25.59 2) TRIPP, CHRISTINA 17 :26.03	1:42.86 3) ROBINSON, LETA 17 :25.57 4) UPDEGRAFF, BETH 17 :25.67	59) ANN ARBOR, MI 1) SMITH, ERIKA 17 :26.06 2) KIERSAS, JESSICA 12 :27.12	1:44.05 3) HAWES, ELIZABETH 17 :25.24 4) FLEWELLING, RHIAN 14 :25.63
42) MORRIS CENTER, NJ 1) KEARNS, PATRICIA 18 :26.29 2) BOHM, TASHY 14 :25.63	1:42.88 3) CANBERRY, HEATHER 16 :26.27 4) WITKOWSKI, KARA 16 :24.69	60) BOYERTOWN, PA 1) GEISEL, MICHELLE 17 :26.47 2) CARD, NICHOLE 14 :26.06	1:44.08 3) PIETROWSKI, NATALIA 15 :25.80 4) KORENDA, JILL 17 :25.75
43) PHOENIXVILLE, PA 1) COX, JULIE 16 :36.00 2) PAULSEN, JULIE 15 :16.18	1:42.95 3) STOUFFER, MANDI 14 :25.95 4) SANTORO, LAURIE 17 :24.90	61) BEAVERCREEK, OH 1) KEELER, CHRISTINE 14 :26.47 2) SCHUMACHER, PAM 16 :26.51	1:44.18 3) STAUTBERG, BECCA 18 :26.25 4) BREEN, MARNIE 18 :24.95
44) GLENDALE, CA 1) MILLER, CORI 18 :25.66 2) ABBEY, JENNIFER 14 :25.02	1:43.03 3) JONES, MEGAN 13 :27.35 4) BALLARD, BRETCHEN 14 :25.00	62) FLINT, MI 1) SALENSKI, SARAH 16 :26.32 2) REDUMSKI, JENNIFER 14 :25.90	1:44.34 3) SMITH, JACYNDA 13 :26.43 4) FUHS, KRISTEN 14 :25.69
45) SPARTANBURG, SC 1) GLENN, DORI 14 :25.57 2) STRETCHER, SUSAN 17 :25.94	1:43.08 3) SUPPINGER, AMY 16 :26.47 4) HENSON, WENDY 16 :25.10	63) WESTFIELD, NJ 1) TEITLEBAUM, ANNE 16 :26.82 2) OLDEN, LISA 16 :26.12	1:44.42 3) RESTIVO, DONNA 16 :25.83 4) FERARDO, CAROLINE 15 :25.65
46) FLUSHING, NY 1) ASHTON, COLLEEN 16 :26.17 2) PASION, MARIE JO 17 :25.67	1:43.35 3) O'CONNOR 17 :26.20 4) MADONIA, CLAIRE 14 :25.31	63) SALEM COUNTY, NJ 1) PIETRANTONIO, SAM 17 :26.39 2) PIETRANTONIO, JOA 16 :26.97	1:44.42 3) SUTTON, ADRIENNE 14 :25.89 4) RUBIO, VERONICA 16 :25.17
46) HAMILTON, NJ 1) CUFF, ALLISON 16 :26.39 2) GRAHAM, KELLY 18 :26.21	1:43.35 3) MOREHART, REBECCA 16 :25.58 4) MOO, RACHEL 17 :25.17	65) BURLINGTON, NJ 1) SMITH, KELLY 16 :26.95 2) GIPE, KATIE 16 :26.25	1:45.13 3) PHILLIPS, JEN 17 :26.40 4) DOERT, KIRSTEN 14 :25.53
48) SAGINAW, MI 1) KALTENBACH, KARA 17 :26.32 2) BRAY, JODI 16 :26.75	1:43.37 3) STELZER, JENNY 17 :26.30 4) SPATZ, TAMMIE 17 :24.00	66) NASHUA, NH 1) SULLIVAN, PAULA 15 :26.48 2) BROWN, JENNIFER 16 :26.17	1:45.73 3) SPACEK, ALLYSON 16 :27.34 4) SULLIVAN, JANINE 18 :25.74
49) HARRISBURG E, PA 1) MATALAVAGE, JILL 16 :26.63 2) HACK, ANGELA 15 :26.32	1:43.41 3) FRASER, ALI 14 :26.02 4) BRELSFORD, EMILY 16 :24.44	67) LENAWEE CTY., MI 1) SMITH, CHRISTY 17 :26.35 2) VARGAS, ELISIA 16 :25.57	1:45.94 3) IRISH, KELLY 15 :27.09 4) NEWCOMER, ANDRA 16 :26.93
49) WARREN, PA 1) JABLONOWSKI, BETH 14 :26.78 2) JABLONOWSKI, ANN 17 :25.06	1:43.41 3) SORENSEN, BRYNNE 14 :26.62 4) HANDKAMMER, KRIST 16 :24.95	68) HUNTINGTON, NY 1) VANCE, JAMIE 16 :27.14 2) BLAUBERG, ERICA 16 :26.41	1:46.00 3) BERNARD, KRISTIN 18 :26.43 4) CUTI, PATRICIA 16 :26.02
51) SUMMIT AREA, NJ 1) PIPKINS, JEANETTE 16 :26.50 2) JOHANNSEN, CHRIST 14 :25.95	1:43.48 3) DICOSMO, LAURA 14 :25.45 4) SMITH, RACHEL 14 :25.58	69) BLOOMINGTON, IL 1) WITTE, ALISON 14 :27.43 2) YONTZ, MEGAN 14 :26.78	1:46.13 3) COLLINS, EMILY 15 :26.37 4) PRIESTER, JENNIFER 14 :25.55
52) FAIRFIELD, OH 1) SCHINAWAN, KELLY 17 :26.45 2) ECKERT, STACY 13 :26.52	1:43.51 3) WETZEL, MIKALA 13 :26.25 4) ECKERT, JENNY 18 :24.29	70) BAY CITY, MI 1) HOFFMAN, KRISSY 15 :26.71 2) BACIGALUPO, BETSY 18 :26.48	1:46.35 3) WILLIAMS, KRISTY 14 :27.41 4) BOLDUC, MARY KAY 15 :25.75
53) CHESHIRE, CT 1) RAIDER, STEPHANIE 17 :26.33 2) VOELKER, EMILY 15 :25.84	1:43.53 3) LASALLE, STEPHANIE 16 :25.99 4) DELUCIA, ALLYSON 16 :25.37	71) WEST SIDE, NY 1) TRINIDAD, LIESELL 15 :25.09 2) SALTARES, ELIZABEL 13 :26.82	1:46.41 3) HARRIS, DARLAN 14 :28.47 4) TRINDAD, LENINA 17 :26.03
54) MACOMB, MI 1) LEONARD, JACY 13 :25.62 2) KWIATEK, MARTA 15 :26.21	1:43.62 3) KWIATEK, EVA 13 :26.54 4) CONGER, SARAH 13 :25.25	72) BATH, ME 1) ANGLIM, GUERIN 15 :25.94 2) MUCCINO, MICHELLE 17 :26.96	1:46.59 3) RUSSELL, HILLARY 16 :26.59 4) HOLT, SARAH 15 :27.10

( CONTINUED ON NEXT PAGE )

EVENT: 31 GIRL'S 200 YARDS FREESTYLE RELAY (CONTINUED)

73) GLOUCESTER, NJ			1:46.72		WESTPORT, CT				DISQUAL
1) LANCASTER, JULIET	17	:26.01		3) ALDRIDGE, KELLY	14	:38.01	1) SHEPARD, LAURA	15	:24.67
2) VEIT, CRISTIN	17	:26.19		4) HIPPLE, EMILY	16	:16.51	2) ANDERSON, ERIN	14	:24.91
							3) GRACE, KELLY	15	:25.55
							4) WECKER, MEREDITH	15	DISQUAL
	ST CLOUD, MN		DISQUAL						
1)				3)					
2)				4)		DISQUAL			

EVENT : 32 BOY'S 200 YARDS FREESTYLE RELAY \*\*\*\*\* APRIL 8, 1993 \*\*\*\*\*  
 NATIONAL RECORD 1:23.79 RALEIGH, NC 1988  
 QUALIFYING FOR NATIONALS 1:32.69

PLACE	NAME	YEAR	TEAM	TRIALS	FINAL
CHAMPIONSHIP FINAL					
	1) M. E. LYONS, OH			1:25.55	1:24.91
	1) WALES, DOD	16	:21.25	3) CAROTHERS, JOSH	17 :21.31
	2) DRUSO, JASON	18	:21.52	4) SCHEER, KARL	18 :20.83
	2) WINSTON-SALEM, NC			1:27.43	1:25.70
	1) TRIBBLE, BRIAN	18	:21.37	3) ALBRIGHT, MIKE	17 :21.72
	2) ZULEGAR, CHAD	17	:22.09	4) BLACK, ALEX	18 :20.52
	3) HOUSTON, TX			1:26.26	1:26.24
	1) ARCHER, CHRIS	15	:21.41	3) REYNOLDS, MICHAEL	18 :21.43
	2) ROBINSON, ANTHONY	13	:21.90	4) RODDOLM, DAVID	17 :21.50
	4) NAPERVILLE, IL			1:27.24	1:26.27
	1) SUZZI, ANTHONY	17	:21.80	3) KOZLOWSKI, MARK	18 :21.53
	2) MURPHY, BRIAN	17	:21.80	4) CLAUS, RYAN	17 :21.14
	5) HARRISBURG E, PA			1:27.23	1:26.33
	1) SELGAS, TIM	18	:22.08	3) BILLETT, CHRIS	19 :21.54
	2) RUMMEL, JUSTIN	15	:21.99	4) LINN, JEREMY	17 :20.72
	6) BIRMINGHAM, MI			1:27.83	1:26.63
	1) POPLOSKIE, JON	18	:22.40	3) PAWLICK, ADAM	16 :20.88
	2) ZELLEN, DAVID	17	:22.51	4) HANSZ, STEVE	17 :20.84
	7) UP. MAIN LINE, PA			1:27.60	1:27.83
	1) GRAVES, JEFF	17	:22.29	3) CARROLL, RICHARD	16 :21.67
	2) PRICE, MIKE	15	:21.61	4) FURLONG, MIKE	16 :21.46
	8) WILTON, CT			1:27.81	1:27.71
	1) DAVEY, MATT	18	:22.10	3) MODEEN, WALT	15 :22.26
	2) DAVIS, TOM	16	:22.65	4) STACEY, GREG	16 :20.70
CONSOLATION FINAL					
	9) WAYNESBORO, VA			1:28.62	1:27.32
	1) WOODWORTH, TOM	18	:20.89	3) DARIN, MIKE	15 :22.42
	2) MULDER, LUI	16	:22.51	4) THOMSON, MATTHEW	17 :21.50
	10) ASHLAND, OH			1:28.71	1:27.87
	1) JOHNSON, JOE	18	:22.35	3) GRAY, RYAN	19 :22.03
	2) SILOY, STEVE	18	:22.05	4) HENIKMAN, ROB	15 :21.44
	11) KETTERING, OH			1:28.19	1:27.94
	1) HOUSTON, MARK	16	:22.18	3) HOGUE, SAMUEL	16 :21.73
	2) HOUP, MATT	15	:22.29	4) BORCHERS, JOHN	16 :21.74
	12) AURORA, IL			1:28.54	1:28.09
	1) SCHULTZ, JOSH	17	:22.17	3) COCHRAN, DAMON	17 :21.79
	2) LARKIN, BRIAN	17	:21.87	4) HICKS, JEFF	16 :22.26
	13) RALEIGH, NC			1:28.20	1:28.25
	1) RILEY, EDDIE	17	:22.48	3) CROWDER, JASON	18 :22.03
	2) HUDSON, SCOTT	16	:22.10	4) LEISER, GRAEME	16 :21.64
	14) ROCHESTER, MI			1:28.55	1:28.31
	1) ROYER, RON	17	:22.49	3) ZULKIEWSKI, DAVE	15 :22.16
	2) SUGRUE, MIKE	16	:21.93	4) EHLEN, KEN	18 :21.73

EVENT: 32 BOY'S 200 YARDS FREESTYLE RELAY (CONTINUED)

15) HAMDEN, CT				1:29.08				1:28.70				
1) LUCAN, JARAD	16	:22.45	3) REEDER, JOHN SHAWN	19	:22.62							
2) KENNEDY, JACK	16	:21.75	4) ROSENTHAL, JEREMY	18	:21.88							
16) LYNCHBURG, VA				1:29.07				1:28.76				
1) INGE, ALEX	17	:22.53	3) SMITH, CLYDE	16	:22.18							
2) WALLACE, PHILIP	16	:22.19	4) BIRD, DEREK	18	:21.86							
1) M. E. LYONS, OH				1:25.55				17) BURLINGTON, NJ				1:29.28
1) DRUSO, JASON	18	:22.15	3) SCHEER, KARL	18	:21.11	1) PETROSKI, MAT	17	:23.11	3) BRAUN, JASON	18	:22.02	
2) CAROTHERS, JOSH	17	:21.27	4) WALES, DOD	16	:21.02	2) WILKINSON, MIKE	15	:22.34	4) SHELDEN, JOHN	18	:21.81	
2) HOUSTON, TX				1:26.26				18) RED BANK, NJ				1:29.39
1) ARCHER, CHRIS	15	:21.36	3) REYNOLDS, MICHAEL	18	:21.65	1) FLORIO, PAUL	17	:23.11	3) WILKENS, TOM	17	:21.62	
2) ROBINSON, ANTHONY	13	:21.61	4) RODHOLM, DAVID	17	:21.64	2) KELLY, ROBERT	18	:22.42	4) KEENAN, DAN	16	:22.24	
3) HARRISBURG E, PA				1:27.23				19) NEW CANAAN, CT				1:29.50
1) SELGAS, TIM	18	:22.57	3) BILLETT, CHRIS	19	:21.34	1) FULLILOVE, ADAM	16	:21.40	3) MISHKIN, JON	17	:22.86	
2) RUMMEL, JUSTIN	15	:22.30	4) LINN, JEREMY	17	:21.02	2) FINE, DAVID	16	:22.75	4) FORTMAN, JEFF	16	:22.49	
4) NAPERVILLE, IL				1:27.24				20) RIDGEWOOD, NJ				1:29.52
1) SUZZI, ANTHONY	17	:21.91	3) KOZLOWSKI, MARK	18	:21.83	1) STOVEKEN, ERIC	18	:22.40	3) GUASTELLO, CHRIS	17	:22.28	
2) MURPHY, BRIAN	17	:21.92	4) CLAUS, RYAN	17	:21.58	2) RABINOVITCH, DAN	16	:22.76	4) POGGI, PAUL	15	:22.08	
5) WINSTON-SALEM, NC				1:27.43				21) FLUSHING, NY				1:29.55
1) BLACK, ALEX	18	:21.67	3) ALBRIGHT, MIKE	17	:22.08	1) RUBINO, FRANK	17	:22.39	3) MONTGOMERY, JONAH	17	:22.41	
2) ZULEGAR, CHAD	17	:22.33	4) TRIBBLE, BRIAN	18	:21.35	2) STRAUSS, PETER	15	:22.90	4) BARTZ, MICHAEL	15	:21.85	
6) UP. MAIN LINE, PA				1:27.60				22) MCKINLEY, IL				1:29.58
1) GRAVES, JEFF	17	:22.29	3) CARROLL, RICHARD	16	:21.88	1) O' DONNELL, ERICH	16	:22.29	3) STEPHENS, JASON	18	:22.90	
2) PRICE, MIKE	15	:21.84	4) FURLONG, MIKE	16	:21.59	2) RODGERS, ELLIOTT	17	:22.50	4) ELDER, PAT	18	:21.89	
7) WILTON, CT				1:27.81				23) GREEN BAY, WI				1:29.62
1) DAVEY, MATT	18	:22.34	3) DAVIS, TOM	16	:21.88	1) GOEBEN, TIM	23	:23.03	3) CLASSON, DAVE	16	:22.74	
2) MODEEN, WALT	15	:22.64	4) STACEY, GREG	16	:20.95	2) WEINHOLD, MARK	18	:22.22	4) DEWAAL, NICK	16	:21.63	
8) BIRMINGHAM, MI				1:27.83				24) G. NIPPETT, OH				1:29.64
1) POPLOSKIE, JON	18	:22.76	3) PAWLICK, ADAM	16	:21.32	1) DRYER, IKE	17	:22.64	3) FIGHTMASTER, JASON	18	:22.59	
2) ZELLEN, DAVID	17	:22.57	4) HANSZ, STEVE	17	:21.18	2) SMITH, MATT	17	:21.87	4) KAMMERER, TIM	16	:22.54	
9) KETTERING, OH				1:28.19				25) BEAVERCREEK, OH				1:29.70
1) HOUSTON, MARK	16	:22.46	3) HOGUE, SAMUEL	16	:21.82	1) ROBERTSON, MARK	15	:23.41	3) KEIM, JOHN	18	:22.74	
2) HOUP, MATT	15	:22.45	4) BORCHERS, JOHN	16	:21.46	2) HDMAN, MATT	17	:22.45	4) TANT, JAY	15	:21.10	
10) RALEIGH, NC				1:28.20				26) KALAMAZOO, MI				1:29.99
1) RILEY, EDDIE	17	:22.59	3) CROWDER, JASON	18	:21.99	1) JOHNSON, SCOTT	16	:23.92	3) TAYLOR, JAMIE	17	:21.31	
2) HUDSON, SCOTT	16	:21.99	4) LEISER, GRAEME	16	:21.63	2) ROBERTS, MARK	15	:22.46	4) ROBBINS, BRETT	16	:22.30	
11) AURORA, IL				1:28.54				27) SARASOTA, FL				1:30.01
1) SCHULTZ, JOSH	17	:22.37	3) COCHRAN, DAMON	17	:21.92	1) ESPOSITO, JASON	18	:23.03	3) CHAMPNEY, TIM	15	:21.95	
2) LARKIN, BRIAN	17	:21.88	4) HICKS, JEFF	16	:22.37	2) COURY, KHALED	15	:22.79	4) BRUENNING, JOHN	17	:22.24	
12) ROCHESTER, MI				1:28.55				28) SOMERSET HILL, NJ				1:30.11
1) ROYER, RON	17	:22.36	3) OLSON, PJ	17	:22.08	1) PFARRER, BRIAN	18	:22.21	3) MULVEY, BRENDAN	15	:22.34	
2) REINKE, STEVE	16	:22.37	4) EHLEN, KEN	18	:21.74	2) WINTER, JEFF	17	:22.82	4) GALLER, MARK	17	:22.74	
13) WAYNESBORO, VA				1:28.62				29) FAIRFIELD, OH				1:30.12
1) THOMSON, MATTHEW	17	:22.20	3) DARIN, MIKE	15	:22.84	1) INFANTINO, MATT	17	:22.44	3) BALDWIN, BRAD	17	:23.11	
2) MULDER, LUI	16	:22.51	4) WOODWORTH, TOM	18	:21.07	2) PACKER, CHAD	18	:22.43	4) GUIBORD, BRIAN	17	:22.14	
14) ASHLAND, OH				1:28.71				30) SPRINGFIELD, OH				1:30.17
1) SILOY, STEVE	18	:22.77	3) HENIKMAN, ROB	15	:21.63	1) KAMINSKI, JOCHEN	18	:22.13	3) RAILSBACK, JOEL	16	:23.66	
2) GRAY, RYAN	19	:22.29	4) JOHNSON, JOE	18	:22.02	2) BELL, JEFF	16	:21.92	4) BURCHAM, BROCK	15	:22.46	
15) LYNCHBURG, VA				1:29.07				31) ANN ARBOR, MI				1:30.21
1) INGE, ALEX	17	:23.01	3) SMITH, CLYDE	16	:22.33	1) McVITTIE, MATTHEW	16	:22.35	3) CHAMPLEY, JAY	15	:22.00	
2) WALLACE, PHILIP	16	:22.23	4) BIRD, DEREK	18	:21.50	2) SPENSER, KURT	15	:23.01	4) KORSIEDAL, BRIAN	16	:22.05	
16) HAMDEN, CT				1:29.08				32) AUBURN, NY				1:30.29
1) LUCAN, JARAD	16	:22.42	3) REEDER, JOHN SHAWN	19	:22.61	1) McMILLAN, JASON	18	:22.90	3) CIERI, JOE	17	:22.28	
2) KENNEDY, JACK	16	:21.87	4) ROSENTHAL, JEREMY	18	:22.18	2) RYAN, NEIL	17	:22.95	4) DELLOSTRITTO, DOULI	17	:22.16	

( CONTINUED ON NEXT PAGE )

EVENT: 32	BOY'S	200	YARDS	FREESTYLE RELAY	(CONTINUED)				
33)	ROANOKE, VA			1:30.30	51) FARGO, ND	1:32.47			
1)	SUSIL, ROBERT	18	:23.12	3) MARSH, BRIAN	15 :23.13	1) SCHINDLER, JAY	16 :22.95	3) PARSON, PAUL	17 :23.54
2)	MCLEOD, MATHEW	15	:22.19	4) FELDMAN, DAVID	17 :21.86	2) SAUVEGEAU, SETH	16 :23.86	4) JILEK, DAVID	17 :22.12
34)	MANSFIELD, OH			1:30.35	52) PULASKI, VA	1:32.50			
1)	BRITTON, DAVE	16	:23.64	3) PALENSHUS, DIRK	17 :22.29	1) MANNING, BRIAN	17 :22.32	3) STONE, MARK	16 :23.39
2)	PARSONS, BRYAN	16	:22.72	4) PARSONS, STEVE	19 :21.70	2) HUGHSTON, WHIT	15 :23.46	4) JENNINGS, RICKIE	15 :23.33
35)	SOMERSET V, NJ			1:30.41	53) MARIETTA, OH	1:32.83			
1)	SHERMAN, SCOTT	18	:22.89	3) RUZAK, MITCHELL	18 :23.27	1) HAAS, NATHANIEL	16 :23.48	3) OSBORNE, DAVID	17 :24.89
2)	UKEN, DON	17	:22.65	4) KLEIN, CHRIS	15 :21.60	2) LIECHTI, MARTIN	18 :22.57	4) BANZIGER, BRYAN	17 :21.89
36)	BLOOMSBURG, PA			1:30.45	54) SCOTTDALE, PA	1:33.03			
1)	COLE, MATT	17	:22.24	3) KLEIN, STEVE	17 :23.01	1) BALKO, JASON	18 :22.89	3) WILLIAMS, DAVID	17 :23.72
2)	MANDFSKY, BRIAN	17	:22.84	4) ZENYUH, JAMES	16 :22.36	2) PRYJMAK, PETER	17 :23.80	4) SCHELL, DAVID	18 :22.62
37)	WESTFIELD, NJ			1:30.54	55) UP. PENINSULA, MI	1:33.27			
1)	ABRAMS, CHRIS	16	:23.62	3) SMITH, TIM	17 :22.20	1) TEICHMAN, JON	16 :23.36	3) THOREN, ERIK	16 :24.05
2)	KENDALL, TODD	16	:22.28	4) POLLACK, TED	16 :22.44	2) HUBBLE, MIKE	18 :23.64	4) BERGMQUIST, TODD	17 :22.22
38)	ASHTABULA, OH			1:30.55	56) BAY CITY, MI	1:33.28			
1)	HAMES, MIKE	18	:22.51	3) ROSSITER, JOE	16 :22.37	1) GARRISON, MATT	15 :23.69	3) CARTMILL, RYAN	14 :23.12
2)	ETTINGER, JOE	14	:23.95	4) HUTCHINS, MIKE	18 :21.72	2) BOHNERT, KURT	16 :22.37	4) WILLIAMS, JOSH	12 :24.10
39)	VINELAND, NJ			1:30.74	57) SHEBOYGAN, WI	1:33.34			
1)	COBB, JEFFREY	16	:23.76	3) PUSTIZZI, CHRIS	17 :22.89	1) STENPIHAR, ERIC	15 :22.69	3) WELCH, CHRIS	16 :23.38
2)	DEPALMA, MARK	16	:22.58	4) SLOAN, BRIAN	16 :21.51	2) SEIPEL, TIM	16 :24.14	4) REGAN, MATT	16 :23.13
40)	ELGIN, IL			1:30.91	58) WASHUA, NH	1:33.38			
1)	NOBACK, CHARLES	17	:22.80	3) CULVER, BEN	16 :23.35	1) BERTHELOTTE, JOSE	17 :23.54	3) CRAWFORD, BRIAN	18 :23.60
2)	FLETCHER, JAMIE	18	:22.73	4) JONES, KEVIN	18 :22.03	2) WANAT, RICHARD	18 :23.10	4) BERTHELOTTE, BRIAN	15 :23.14
41)	FAIRFIELD, CT			1:30.99	59) CHESHIRE, CT	1:33.43			
1)	BAUDER, DAN	17	:21.95	3) CULLINAN, KEVIN	15 :22.96	1) MCSAVRAN, DAVE	17 :23.49	3) BURNS, ERIC	18 :24.01
2)	MAHER, MIKE	13	:24.61	4) BROPHY, CHRIS	18 :21.47	2) VOELKER, RAY	18 :23.47	4) HUESTON, KERRY	17 :22.46
42)	LAKELAND HILL, NJ			1:31.09	60) HAMILTON, NJ	1:33.44			
1)	COHEN, BRIAN	16	:22.82	3) D'ANNA, CHRIS	16 :23.24	1) MILLER, ROBERT	16 :24.31	3) SOLAN, JOHN	17 :23.65
2)	ELKO, BRIAN	14	:22.96	4) RUSSELL, DAN	14 :22.07	2) YAMAMOTO, JIN	18 :23.57	4) KANE, ROBERT	19 :21.91
43)	GLENDALE, CA			1:31.14	61) BRANDYWINE, DE	1:33.73			
1)	STEMART, CHRIS	15	:23.59	3) ZUAZUA, REUBEN	17 :22.71	1) YOUNG, JOE	16 :23.50	3) THAYER, JASON	15 :23.49
2)	AKOPYAN, RAYMOND	18	:22.31	4) BRENDE, STEVEN	13 :22.53	2) ANDERSON, MATT	16 :23.60	4) CZECH, JON	16 :23.14
44)	EAU CLAIRE, WI			1:31.85	62) GLOUCESTER, NJ	1:33.87			
1)	GABLER, PETER	14	:23.76	3) STIEN, TODD	17 :22.73	1) BROWER, MARK	15 :23.69	3) WEISSER, WESLEY	16 :23.29
2)	FUERSTENBERG, JON	18	:22.08	4) MILNE, BILL	17 :23.28	2) MCKEEVER, BRIAN	16 :23.66	4) BURROUGH, ROB	16 :23.23
45)	ST CHARLES, MO			1:31.87	63) NORTH CANTON, OH	1:33.88			
1)	HERMAN, NEAL	15	:23.18	3) GUYTON, DAVID	17 :22.61	1) STAMATES, JOHN	16 :23.16	3) JOHNSON, MATT	15 :23.83
2)	IWASZKOWLER, JON	17	:22.90	4) WAMPLER, MATT	14 :23.18	2) MCCANN, TIM	15 :23.68	4) SHAHAN, ERIC	17 :23.21
46)	SPARTANBURG, SC			1:31.94	COLLIER CTY, FL	DISQUAL			
1)	VAUGHAN, JOEL	16	:23.32	3) MORROW, WESLEY	15 :22.88	1)		3)	
2)	SAWYER, WESLEY	15	:23.25	4) GRIFFIN, JAY	18 :22.49	2)		4)	DISQUAL
47)	GRAND RAPIDS, MI			1:32.05	READING, PA	DISQUAL			
1)	DODLEY, MICHAEL	17	:23.72	3) FLIKKEMA, BRAD	14 :23.26	1) HALL, RANDY	16 :23.31	3) HOUCK, TOM	17 :23.30
2)	MUSTALCZYK, MARTI	17	:22.92	4) BOYCE, ANDREW	15 :22.15	2) TROY, SCOTT	17 :22.45	4) EISENHOFER, JUST	16 DISQUAL
48)	KANKAKEE, IL			1:32.08	HUNTINGTON, NY	DISQUAL			
1)	KISSACK, SHANE	18	:22.96	3) PIECH, RYAN	14 :24.65	1) HOLLWEG, TOM	18 :23.93	3) HARVEY, BILL	17 :23.24
2)	MCKAY, SHAWN	16	:22.29	4) HAAG, JASON	17 :22.18	2) CHEN, JEFFREY	16 :22.87	4) CAMPER, SCOTT	18 DISQUAL
49)	CONCORD, NH			1:32.12	SOUTHEASTERN, CT	DISQUAL			
1)	LUCEY, BRIAN	15	:22.67	3) JONES, DAVID	15 :22.66	1)		3)	
2)	LUCEY, DENNIS	17	:23.42	4) ANDERSON, RONALD	16 :23.37	2)		4)	DISQUAL
50)	TOWSON, MD			1:32.28	COUNTRYSIDE, OH	DISQUAL			
1)	DOWLER, STEVEN	18	:24.67	3) MOORE, JEFF	18 :23.10	1) MULSHINE, DAVID	16 :23.87	3) STIGALL, SHAWN	15 :22.68
2)	JACOBY, GREG	18	:22.65	4) BAUER, MARK	16 :21.86	2) ABELL, PATRICK	17 :23.14	4) DAVIS, JASON	18 DISQUAL

( CONTINUED ON NEXT PAGE )

EVENT : 33 GIRL'S 200 YARDS BUTTERFLY \*\*\*\*\* APRIL 8, 1993 \*\*\*\*\*  
 NATIONAL RECORD 2:00.27 J. JORGENSEN WILTON FAMILY, CT 1987  
 QUALIFYING FOR NATIONALS 2:16.49

PLACE	NAME	YEAR	TEAM	TRIALS	FINAL
<b>CHAMPIONSHIP FINAL</b>					
1)	BENDEL, TALOR	16	M. E. LYONS, OH	2:01.57	2:00.48
	:27.42 :30.48		:30.90 :31.68		
2)	TOLEDO, SUZANNE	16	KALAMAZOO, MI	2:07.96	2:03.76
	:28.16 :31.05		:32.05 :32.50		
3)	KARNES, STACIE	17	HOUSTON, TX	2:05.04	2:04.35
	:28.25 :31.52		:32.34 :32.24		
4)	CUTI, PATRICIA	16	HUNTINGTON, NY	2:07.11	2:04.69
	:28.33 :31.42		:32.71 :32.23		
5)	DEARLOVE, EMILY	18	UP. MAIN LINE, PA	2:05.59	2:05.20
	:28.19 :30.95		:32.93 :33.21		
6)	WENDT, KATE	18	OAK PARK, IL	2:07.16	2:06.51
	:28.78 :32.22		:32.72 :32.79		
7)	BAUSHER, SAMANTHA	16	READING, PA	2:08.00	2:08.40
	:28.85 :32.40		:33.18 :33.97		
8)	SCHEIRMAN, JO ELLEN	13	HUNTINGTON, WV	2:08.60	2:09.90
	:28.34 :32.44		:34.11 :35.01		
<b>CONSOLATION FINAL</b>					
9)	MAGGIO, SARAH	17	NW DUPAGE, IL	2:09.38	2:06.73
	:28.34 :32.12		:33.16 :33.11		
10)	WRIGHT, MARTHA	15	WAYNESBORO, VA	2:08.73	2:06.89
	:28.36 :31.86		:33.16 :33.51		
11)	WECKER, MEREDITH	15	WESTPORT, CT	2:09.73	2:09.34
	:29.18 :32.67		:33.06 :34.43		
12)	LINDBLUM, AMY	15	WILTON, CT	2:09.81	2:09.45
	:29.19 :32.67		:34.07 :33.52		
13)	HARTSOCK, JENNIFER	16	COUNTRYSIDE, OH	2:10.42	2:09.96
	:28.91 :31.92		:34.10 :35.03		
14)	ATKINSON, AMANDA	16	RAPPAPANNOCK, VA	2:09.89	2:09.97
	:28.90 :32.33		:34.14 :34.60		
15)	HORTON, KATINA	17	RALEIGH, NC	2:09.13	2:10.89
	:28.92 :32.46		:33.99 :35.52		
16)	GRAVES, SARAH	14	NW DUPAGE, IL	2:10.46	2:11.29
	:29.15 :32.47		:33.95 :35.72		
1)	BENDEL, TALOR	16	M. E. LYONS, OH	2:01.57	2:10.82
	:27.90 :31.18		:30.54 :31.95		
2)	DEARLOVE, EMILY	18	UP. MAIN LINE, PA	2:05.59	2:10.91
	:28.50 :31.86		:32.99 :32.24		
3)	KARNES, STACIE	17	HOUSTON, TX	2:05.04	2:11.31
	:28.66 :31.92		:32.79 :32.47		
4)	CUTI, PATRICIA	16	HUNTINGTON, NY	2:07.11	2:11.48
	:28.41 :32.13		:33.08 :33.49		
5)	WENDT, KATE	18	OAK PARK, IL	2:07.16	2:12.02
	:29.63 :32.40		:33.34 :31.79		
6)	TOLEDO, SUZANNE	16	KALAMAZOO, MI	2:07.96	2:12.34
	:28.66 :31.98		:33.11 :34.21		
7)	BAUSHER, SAMANTHA	16	READING, PA	2:08.00	2:12.62
	:28.91 :32.31		:33.08 :33.70		
8)	SCHEIRMAN, JO ELLEN	13	HUNTINGTON, WV	2:08.60	2:12.74
	:28.85 :32.32		:33.08 :33.71		
9)	WRIGHT, MARTHA	15	WAYNESBORO, VA	2:08.73	2:12.99
	:29.17 :32.12		:33.49 :33.95		
10)	HORTON, KATINA	17	RALEIGH, NC	2:09.13	2:13.05
	:29.02 :32.49		:33.55 :34.07		
11)	MAGGIO, SARAH	17	NW DUPAGE, IL	2:09.38	2:13.10
	:28.73 :32.44		:33.76 :34.45		
12)	WECKER, MEREDITH	15	WESTPORT, CT	2:09.73	2:13.27
	:29.33 :33.06		:33.07 :34.27		
13)	LINDBLUM, AMY	15	WILTON, CT	2:09.81	2:13.31
	:29.69 :32.47		:33.43 :34.22		
14)	ATKINSON, AMANDA	16	RAPPAPANNOCK, VA	2:09.89	2:13.67
	:29.02 :32.43		:33.73 :34.71		
15)	HARTSOCK, JENNIFER	16	COUNTRYSIDE, OH	2:10.42	2:13.77
	:29.27 :32.58		:33.60 :34.97		
16)	GRAVES, SARAH	14	NW DUPAGE, IL	2:10.46	2:13.89
	:29.51 :32.79		:33.59 :34.57		
17)	FALK, MANDI	17	ROCHESTER, MI	2:10.52	2:13.94
	:30.18 :32.97		:33.02 :34.35		
18)	VANSLINGERLANDT, MICA	17	BIRMINGHAM, MI	2:10.82	2:13.81
	:29.13 :32.45		:34.00 :35.24		
19)	RYAN, KATIE	17	SOMERSET HILL, NJ	2:10.91	2:13.81
	:29.27 :33.14		:34.29 :34.21		
20)	HENRY, JESSICA	16	KALAMAZOO, MI	2:11.31	2:13.81
	:30.41 :32.39		:34.09 :34.42		
21)	BERGER, SHANNON	16	M. E. LYONS, OH	2:11.48	2:13.81
	:29.80 :33.24		:33.91 :34.53		
22)	RAIDER, STEPHANIE	17	CHESHIRE, CT	2:12.02	2:13.81
	:29.74 :32.65		:34.10 :35.53		
23)	OLSON, KRISTEN	15	ROCHESTER, MI	2:12.34	2:13.81
	:29.26 :33.75		:34.42 :34.91		
24)	KYLE, DEBBIE	16	CLERMONT, OH	2:12.62	2:13.81
	:29.51 :33.22		:34.70 :35.19		
25)	TRINIDAD, LIESELLE	15	WEST SIDE, NY	2:12.74	2:13.81
	:29.05 :33.61		:35.17 :34.91		
26)	SCHULER, KATE	16	WILTON, CT	2:12.99	2:13.81
	:29.22 :32.62		:34.50 :36.65		
27)	HILLMAN, JENNIE	15	WILMINGTON, NC	2:13.05	2:13.81
	:29.98 :33.99		:34.59 :34.49		
28)	KNIPPENBERG, JESSICA	15	NAPERVILLE, IL	2:13.10	2:13.81
	:29.35 :33.60		:34.48 :35.67		
29)	STACKHOUSE, CARRIE	15	UP. MAIN LINE, PA	2:13.27	2:13.81
	:28.98 :33.31		:35.24 :35.74		
30)	ECK, LISA	18	KETTERING, OH	2:13.31	2:13.81
	:28.97 :32.95		:34.77 :36.62		
31)	BEST, KARIN	17	SAN PEDRO, CA	2:13.67	2:13.81
	:30.03 :33.60		:34.56 :35.48		
32)	MINETREE, COURTNEY	15	PETERSBURG, VA	2:13.77	2:13.81
	:29.24 :33.76		:35.20 :35.57		
33)	GENDLER, WENDY	16	LINCOLN TRAIL, IL	2:13.89	2:13.81
	:29.14 :33.24		:34.60 :36.91		
34)	HARTSOCK, JILL	16	COUNTRYSIDE, OH	2:13.94	2:13.81
	:29.72 :33.27		:34.65 :36.30		

( CONTINUED ON NEXT PAGE )

EVENT: 33 GIRL'S 200 YARDS BUTTERFLY

(CONTINUED)

35) BOHNSACK, BETH	14 HUNTINGTON, WV	2:14.15	45) MOE, KATHLEEN	17 GRAND RAPIDS, MI	2:18.28
:29.36 :33.84	:36.14 :34.81		:30.58 :34.01	:36.09 :37.60	
36) BRYAN, JENELLE	13 HAVERHILL, MA	2:14.73	46) NAJJAR, SHANNON	16 SARASOTA, FL	2:19.30
:29.70 :33.42	:34.50 :37.11		:30.38 :34.55	:36.49 :37.88	
37) TOPOLSKI, MAGGIE	15 ELKHART, IN	2:15.63	47) OKAMOTO, SATOKO	16 SAN PEDRO, CA	2:19.33
:29.55 :34.33	:36.01 :35.74		:30.37 :34.58	:36.39 :37.99	
38) MADSEN, RIKKE	19 MORRIS CENTER, NJ	2:15.91	48) SCHMIDT, VICKI	14 PARKERSBURG, WV	2:19.35
:30.60 :33.37	:34.83 :37.11		:29.25 :34.67	:36.62 :38.81	
39) MAGUIRE, BETH	17 SPARTANBURG, SC	2:16.32	49) MUSK, ELLEN	16 M. E. LYONS, OH	2:19.61
:29.59 :34.28	:35.68 :36.77		:30.83 :35.19	:36.75 :36.84	
40) MOREHART, REBECCA	16 HAMILTON, NJ	2:16.35	50) MUSSMAN, LEE	13 BLUE ASH, OH	2:21.48
:29.60 :33.70	:35.18 :37.87		:30.24 :35.02	:37.89 :38.33	
40) VLIZIO, KARA	17 CHESHIRE, CT	2:16.35	51) HOMO, MALAIKA	14 ELKHART, IN	2:26.68
:30.03 :34.50	:35.42 :36.40		:31.48 :37.03	:39.15 :39.02	
42) JONES, MEGAN	13 GLENDALE, CA	2:18.01	LUSCHAS, MARY	13 BLOOMSBURG, PA	DISQUAL
:32.35 :34.75	:35.21 :35.70		CAMPBELL, KAREN	15 KALAMAZOO, MI	DISQUAL
42) SMITH, JENNIFER	16 GLENDALE, CA	2:18.01	:29.32 :33.08	14 KANKAKEE, IL	DISQUAL
:31.94 :34.72	:35.30 :36.05		O'DONNELL, HEATHER	DISQUAL	
44) BOYLE, LORI	17 POWEL CROSLY, OH	2:18.08	:29.90 :33.45		
:30.54 :34.49	:35.99 :37.06				

EVENT : 34 BOY'S 200 YARDS BUTTERFLY  
 NATIONAL RECORD 1:46.70 M. STEWART MEMORIAL, NC  
 QUALIFYING FOR NATIONALS 2:04.59

\*\*\*\*\*  
 1985

APRIL 8, 1993 \*\*\*\*\*

PLACE	NAME	YEAR	TEAM	TRIALS	FINAL		
CHAMPIONSHIP FINAL							
1)	DAVIS, JASON	18	COUNTRYSIDE, OH	1:56.24	1:53.31		
	:25.26 :28.66		:29.25 :30.14				
2)	HOMAN, MATT	17	BEAVERCREEK, OH	1:55.09	1:53.80		
	:25.33 :28.68		:30.06 :29.73				
3)	CLEVENGER, DAN	18	CLERMONT, OH	1:54.77	1:54.35		
	:25.46 :28.66		:29.65 :30.58				
4)	COCHRAN, DAMON	17	AURORA, IL	1:55.79	1:55.40		
	:25.45 :28.50		:30.35 :31.10				
5)	MORROW, WESLEY	15	SPARTANBURG, SC	1:55.99	1:55.97		
	:25.55 :29.53		:30.54 :30.35				
6)	PARSONS, BRYAN	16	MANSFIELD, OH	1:56.94	1:56.19		
	:25.48 :29.28		:30.21 :31.22				
7)	ARCHER, CHRIS	15	HOUSTON, TX	1:56.06	1:56.62		
	:25.43 :29.45		:30.66 :31.08				
8)	MARSH, BRIAN	15	ROANOKE, VA	1:56.09	1:58.01		
	:25.23 :28.64		:30.28 :33.86				
CONSOLATION FINAL							
9)	WILKENS, TOM	17	RED BANK, NJ	1:57.05	1:55.66		
	:25.76 :29.54		:30.40 :29.96				
10)	DUNN, DAVID	17	MCKINLEY, IL	1:58.20	1:56.62		
	:26.95 :29.76		:29.53 :30.38				
11)	RICHARDS, LEE	17	WILMINGTON, NC	1:57.19	1:56.78		
	:26.50 :29.83		:30.55 :29.90				
12)	REINKE, STEVE	16	ROCHESTER, MI	1:57.39	1:56.82		
	:26.39 :29.57		:30.16 :30.70				
13)	SMITH, MATT	17	G. NIPPERT, OH	1:58.92	1:58.34		
	:26.36 :30.26		:30.47 :31.25				
14)	WOLFENBENG, ADAM	15	ROCHESTER, MI	1:57.45	1:58.91		
	:26.82 :30.41		:30.19 :31.49				
15)	HUDSON, SCOTT	16	RALEIGH, NC	1:58.63	1:59.49		
	:26.29 :30.15		:30.73 :32.32				
16)	SUSIL, ROBERT	18	ROANOKE, VA	1:58.53	1:59.50		
	:25.97 :30.66		:31.47 :31.40				
1)	CLEVENGER, DAN	18	CLERMONT, OH	1:54.77	6) MARSH, BRIAN	15 ROANOKE, VA	1:56.09
	:26.05 :29.03		:29.51 :30.18	:26.33 :29.31	:30.27 :30.18		
2)	HOMAN, MATT	17	BEAVERCREEK, OH	1:55.09	7) DAVIS, JASON	18 COUNTRYSIDE, OH	1:56.24
	:26.10 :29.32		:29.93 :29.74	:25.29 :29.23	:30.26 :31.46		
3)	COCHRAN, DAMON	17	AURORA, IL	1:55.79	8) PARSONS, BRYAN	16 MANSFIELD, OH	1:56.94
	:25.55 :29.11		:30.27 :30.86	:26.39 :29.79	:30.08 :30.68		
4)	MORROW, WESLEY	15	SPARTANBURG, SC	1:55.99	9) WILKENS, TOM	17 RED BANK, NJ	1:57.05
	:25.81 :29.24		:30.15 :30.79	:26.51 :30.00	:30.30 :30.24		
5)	ARCHER, CHRIS	15	HOUSTON, TX	1:56.06	10) RICHARDS, LEE	17 WILMINGTON, NC	1:57.19
	:26.37 :30.13		:29.99 :29.57	:25.87 :29.18	:30.27 :31.87		

( CONTINUED ON NEXT PAGE )

EVENT: 34 BOY'S 200 YARDS BUTTERFLY

(CONTINUED)

11) REINKE, STEVE	16 ROCHESTER, MI	1:57.39	31) HARTSOCK, RYAN	14 COUNTRYSIDE, OH	2:03.36
:26.20 :29.40	:30.88 :30.91		:27.74 :30.64	:31.90 :33.08	
12) WOLFBENBENG, ADAM	15 ROCHESTER, MI	1:57.45	32) FRANK, CURTIS	15 HOUSTON, TX	2:03.43
:26.45 :28.97	:30.04 :31.99		:26.67 :30.53	:32.72 :33.51	
13) DUNN, DAVID	17 MCKINLEY, IL	1:58.20	33) KAPLIN, JUSTIN	18 JOLIET, IL	2:03.72
:26.11 :28.75	:29.62 :33.72		:27.48 :31.03	:32.19 :33.02	
14) SUSIL, ROBERT	18 ROANOKE, VA	1:58.53	34) MULVEY, BRENDAN	15 SOMERSET HILL, NJ	2:03.77
:26.31 :29.95	:31.36 :30.91		:27.16 :30.55	:32.19 :33.87	
15) HUDSON, SCOTT	16 RALEIGH, NC	1:58.63	35) FLORIO, PAUL	17 RED BANK, NJ	2:03.84
:26.04 :29.35	:30.35 :32.89		:26.92 :30.75	:32.51 :33.66	
16) SMITH, MATT	17 G. NIPPERT, OH	1:58.92	36) MARTIN, JARRET	14 ROWAN COUNTY, NC	2:04.41
:26.25 :29.63	:30.75 :32.29		:26.89 :31.12	:32.84 :33.56	
17) ESPELAND, STEVE	18 BISMARCK, ND	1:59.11	37) STEWARD, OSSIE	14 WAYNESBORO, VA	2:04.77
:26.62 :29.40	:30.73 :32.36		:27.49 :31.21	:32.80 :33.27	
18) GALLER, MARK	17 SOMERSET HILL, NJ	1:59.26	38) KAMMERER, TIM	16 G. NIPPERT, OH	2:06.21
:26.54 :29.84	:30.81 :32.07		:27.37 :31.02	:33.21 :34.61	
19) SCHEIER, CHRIS	16 SEVERNA PARK, MD	1:59.40	39) FISCHER, MATT	16 ANN ARBOR, MI	2:06.24
:26.64 :30.11	:30.89 :31.76		:27.63 :30.42	:32.19 :36.00	
20) CAVALCANTE, MAURICIO	15 HOUSTON, TX	1:59.41	40) MARSHALL, ANDY	15 SPARTANBURG, SC	2:06.40
:26.39 :29.64	:31.05 :32.33		:27.47 :32.20	:32.60 :34.13	
21) RUBINO, FRANK	17 FLUSHING, NY	1:59.51	41) PERRY, RORY	16 WILTON, CT	2:06.45
:26.14 :29.83	:31.13 :32.41		:27.12 :31.34	:33.24 :34.75	
22) WALSH, BRANDON	15 NEW CASTLE, PA	1:59.74	42) WHITE, KELLY	16 UP. MONTGOMERY, MD	2:06.99
:27.10 :30.35	:30.64 :31.65		:26.21 :31.84	:33.24 :35.70	
23) COURY, KHALED	15 SARASOTA, FL	1:59.95	43) ROBERTS, MARK	15 KALAMAZOO, MI	2:07.36
:27.42 :30.54	:30.94 :31.05		:27.48 :31.40	:32.91 :35.57	
24) KELLY, ROBERT	18 RED BANK, NJ	2:00.84	44) MOORE, DENNIS	15 ROCHESTER, MI	2:07.91
:26.64 :29.84	:31.46 :32.90		:28.60 :31.36	:32.82 :35.13	
25) HORNE, JAMIE	17 POMEL CROSBLEY, OH	2:01.26	45) REED, ADAM	18 COUNTRYSIDE, OH	2:07.98
:27.31 :30.38	:31.16 :32.41		:27.27 :31.63	:33.84 :35.24	
26) HUTCHINSON, TYRONE	17 WEST SIDE, NY	2:01.51	46) INGE, ALEX	17 LYNCHBURG, VA	2:09.42
:25.56 :29.79	:32.86 :33.30		:27.10 :31.30	:33.72 :37.30	
27) KIM, MICHAEL	16 ANN ARBOR, MI	2:01.89	47) GRAVES, JEFF	17 UP. MAIN LINE, PA	2:10.34
:26.79 :30.53	:31.99 :32.58		:25.21 :30.41	:34.20 :40.52	
28) WALES, CRAIG	14 M. E. LYONS, OH	2:02.52	SELGAS, TIM	18 HARRISBURG E, PA	DISQUAL
:26.69 :30.00	:32.38 :33.45		:25.64 :29.97	:31.77 DISQUAL	
29) MANGANO, MATT	15 COUNTRYSIDE, OH	2:02.62	ABERCROMBIE, JAY	17 DAYTONA BEACH, FL	DISQUAL
:27.53 :30.93	:31.56 :32.60			DISQUAL	
30) O'KEEFE, MICHAEL	14 GLENS FALLS, NY	2:03.35			
:27.47 :30.74	:32.27 :32.87				

EVENT : 35 GIRL'S 100 YARDS BREASTSTROKE  
 NATIONAL RECORD 1:03.49 RACHEL GUSTIN M. E. LYONS, OH  
 QUALIFYING FOR NATIONALS 1:10.99

\*\*\*\*\* APRIL 8, 1993 \*\*\*\*\*  
 1991

PLACE	NAME	YEAR	TEAM	TRIALS	FINAL
CHAMPIONSHIP FINAL					
1)	GUSTIN, RACHEL	17	M. E. LYONS, OH	1:05.41	1:03.24 **
	:29.91 :33.33				
**	NATIONAL RECORD				
2)	MORIARTY, JENNIFER	16	HOUSTON, TX	1:03.68	1:04.46
	:30.42 :34.04				
3)	SUTTON, ADRIENNE	14	SALEM COUNTY, NJ	1:06.56	1:04.80
	:30.80 :34.00				
4)	ANDERSON, CARRIE	15	UP. MAIN LINE, PA	1:05.94	1:05.41
	:31.30 :34.11				
5)	BUCKLEY, EMILY	18	UP. MAIN LINE, PA	1:05.86	1:05.70
	:31.12 :34.58				
6)	ACUFF, ERIKA	14	UP. MAIN LINE, PA	1:07.16	1:05.96
	:31.03 :34.93				
7)	KOMAL, KRISTY	14	READING, PA	1:06.47	1:06.45
	:30.80 :35.65				
8)	BAIR, KINSEY	15	HAMDEN, CT	1:06.84	1:06.60
	:31.68 :34.92				

SWIM OFF EVENT 35 GIRL'S 100 YARDS REASTSTROKE

LANE	NAME	TEAM	TIME	PLACE
4	SUDDARTH, SHANNON	14 TOPEKA, KS	1:06.53	2
5	ACUFF, ERIKA	14 UP. MAIN LINE, PA	1:06.11	1

CONSOLATION FINAL					
9)	SUDDARTH, SHANNON	14	TOPEKA, KS	1:07.16	1:06.67
	:31.54 :35.13				
10)	OSWALD, VALERIE	14	WAYNESBORO, VA	1:07.33	1:07.13
	:32.09 :35.04				
11)	WARNER, ERIN	16	KETTERING, OH	1:07.68	1:07.14
	:31.59 :35.55				

( CONTINUED ON NEXT PAGE )



## EVENT: 35 GIRL'S 100 YARDS BREASTSTROKE

(CONTINUED)

12) STEPHENS, SARAH	16 MCKINLEY, IL	1:07.53	1:07.22
:31.93 :35.29			
13) LAURICH, MISTY	16 AURORA, IL	1:07.39	1:07.28
:31.46 :35.82			
14) ECKERT, JENNY	18 FAIRFIELD, OH	1:07.80	1:07.38
:31.71 :35.67			
15) SALENSKI, SARAH	16 FLINT, MI	1:07.45	1:07.66
:31.49 :36.17			
16) BALCERZAK, AMY	14 SHENANGO, PA	1:07.37	1:08.01
:32.36 :35.65			
1) MORIARTY, JENNIFER	16 HOUSTON, TX	1:03.68	33) EIDE, LESLIE
:30.26 :33.42			14 HOUSTON, TX
2) GUSTIN, RACHEL	17 M.E. LYONS, OH	1:05.41	:32.85 :36.38
:31.02 :34.39			34) BURGGRAAF, SARA
3) BUCKLEY, EMILY	18 UP. MAIN LINE, PA	1:05.86	:32.79 :36.38
:31.48 :34.38			34) RAWLINGS, BLAKELY
4) ANDERSON, CARRIE	15 UP. MAIN LINE, PA	1:05.94	:32.68 :36.49
:31.71 :34.23			36) LEEHIVE, KARA
5) KOWAL, KRISTY	14 READING, PA	1:06.47	:32.42 :36.83
:31.19 :35.28			37) MIERS, JENNY
6) SUTTON, ADRIENNE	14 SALEM COUNTY, NJ	1:06.56	:32.54 :36.75
:31.18 :35.38			38) CHEPELEVICH, NATALIE
7) BAIR, KINSEY	15 HAMDEN, CT	1:06.84	:32.01 :37.33
:31.92 :34.92			38) BRYM, MICHELLE
8) ACUFF, ERIKA	14 UP. MAIN LINE, PA	1:07.16	:32.85 :36.49
:31.84 :35.32			40) BARONE, JENNIFER
9) SUDDARTH, SHANNON	14 TOPEKA, KS	1:07.16	:32.47 :36.88
:31.52 :35.64			41) BRENNER, SARA
10) OSWALD, VALERIE	14 WAYNESBORO, VA	1:07.33	:32.96 :36.40
:31.92 :35.41			42) BLAKEMORE, JESSICA
11) BALCERZAK, AMY	14 SHENANGO, PA	1:07.37	:32.45 :37.01
:32.10 :35.27			43) BUCHER, CAROLYN
12) LAURICH, MISTY	16 AURORA, IL	1:07.39	:33.01 :36.48
:31.57 :35.82			44) BRENNAN, JEAN
13) SALENSKI, SARAH	16 FLINT, MI	1:07.45	:32.77 :36.75
:31.48 :35.97			45) SENIOR, MEGAN
14) STEPHENS, SARAH	16 MCKINLEY, IL	1:07.53	:33.02 :36.64
:31.91 :35.62			45) CARDENAS, MARINA
15) WARNER, ERIN	16 KETTERING, OH	1:07.68	:32.74 :36.92
:31.86 :35.82			47) CHIN, JULIET
16) ECKERT, JENNY	18 FAIRFIELD, OH	1:07.80	:32.53 :37.15
:32.00 :35.80			48) ANDERSON, ERIN
17) GRAHAM, JULIE	16 COUNTRYSIDE, OH	1:07.84	:33.36 :36.40
:31.98 :35.86			49) GILBERT, KRISTEN
18) KELL, ALLISON	14 FRANKFORT, KY	1:08.07	:32.77 :37.07
:32.13 :35.94			50) JACKSON, KIM
19) BUDD, KERRY	14 UP. MAIN LINE, PA	1:08.11	:33.17 :36.68
:32.31 :35.80			51) REED, CINDY
20) ROMANIC, COURTNEY	14 WAYNESBORO, VA	1:08.16	:32.98 :36.89
:32.09 :36.07			52) KOWALCZYK, TANYA
21) JUNG, ALISON	15 READING, PA	1:08.17	:32.10 :37.91
:32.01 :36.16			52) WARNINGER, AMY
22) WALTERS, AMY	16 SARASOTA, FL	1:08.21	:32.65 :37.36
:32.18 :36.03			54) O'NEAL, SHANNON
23) PARSONS, ANNE	14 SPRINGFIELD, OH	1:08.23	:33.48 :36.61
:32.07 :36.16			54) GRANT, ERIKA
24) MCWILLAN, KATE	15 LAKE REGION, IL	1:08.24	:32.44 :37.65
:31.77 :36.47			56) TOTH, STEPHANIE
25) BRELSFORD, EMILY	16 HARRISBURG E, PA	1:08.52	:32.90 :37.23
:31.98 :36.54			57) WHITE, RACHEL
26) MUSK, AMY	17 SEVERNA PARK, MD	1:08.74	:32.47 :37.74
:32.30 :36.44			57) MAHER, JEN
27) ERNST, EMILY	12 BIRMINGHAM, MI	1:08.80	:33.21 :37.00
:32.73 :36.07			59) O'GORMAN, ERIN
28) ROEDERSHEIMER, BECCA	16 G. NIPPERT, OH	1:08.86	:32.69 :37.53
:32.27 :36.59			60) FRIEND, JENNIFER
29) MULSHINE, BARB	13 COUNTRYSIDE, OH	1:08.91	:33.28 :37.09
:32.40 :36.51			61) LOHMAN, LIBBIE
30) CHUMS, JESSICA	13 BIRMINGHAM, MI	1:08.96	:32.89 :37.52
:32.33 :36.63			62) LAUGHNA, JENNY
31) RISINS, KATHY	15 HARFORD, MD	1:08.98	:33.03 :37.50
:32.28 :36.70			62) KELLEY, ERIN
32) RANCK, KELLY	15 BLOOMSBURG, PA	1:09.13	:32.91 :37.62
:32.79 :36.34			64) GRIFFIS, MEGAN
			:33.38 :37.17

( CONTINUED ON NEXT PAGE )

EVENT: 35 GIRL'S 100 YARDS BREASTSTROKE

(CONTINUED)

65) LOWE, ANGELA	16	ROCHESTER, MI	1:10.57	92) CRAIGEN, LAURIE	15	BEVERLY, MA	1:11.95
:33.27 :37.30				:33.71 :38.24			
66) POMELLA, ANGELA	14	DOVER, DE	1:10.61	93) GERMAN, DEANNA	15	MANSFIELD, OH	1:12.04
:32.49 :38.12				:33.44 :38.60			
67) DAVIES, ALISSA	13	KNOX COUNTY, IL	1:10.73	94) STEVENS, KATY	16	NAPERVILLE, IL	1:12.15
:33.11 :37.62				:34.05 :38.10			
68) BODINE, LAURA	12	SEVERNA PARK, MD	1:10.82	95) CRIMMINS, ANDREINA	17	WILTON, CT	1:12.24
:33.07 :37.75				:33.58 :38.66			
69) UNGERER, SANDRA	16	ROANOKE, VA	1:10.95	96) GIPE, AIMEE	14	HARRISBURG E, PA	1:12.26
:33.42 :37.53				:33.83 :38.43			
69) ROHATY, HEATHER	14	SOMERSET V, NJ	1:10.95	97) GLENN, DORI	14	SPARTANBURG, SC	1:12.31
:33.16 :37.79				:34.01 :38.30			
71) ROSE, KAYLA	16	YAKIMA, WA	1:11.04	98) KOSTOPOLDS, ALEXIS	13	BEVERLY, MA	1:12.36
:33.23 :37.81				:33.52 :38.84			
72) PALMER, AMY	17	BELLEVUE, WA	1:11.11	99) WILLIAMS, KELSEY	15	BOISE, ID	1:12.40
:33.31 :37.80				:33.77 :38.63			
73) VANWALLESSEN, EMILY	15	MCKINLEY, IL	1:11.14	100) HUNCHAR, EMILY	13	BLOOMSBURG, PA	1:12.48
:33.92 :37.22				:34.25 :38.23			
74) SANDELL, JACKIE	14	LAKE REGION, IL	1:11.20	101) PAPINEAU, BETH	15	JOLIET, IL	1:12.51
:34.18 :37.02				:34.29 :38.22			
75) RAMSEY, CATHERINE	16	PETERSBURG, VA	1:11.22	102) MCNEAL, CHRISTY	18	COUNTRYSIDE, OH	1:12.52
:33.31 :37.91				:34.24 :38.28			
76) MULEY, SIOBHAN	17	SOMERSET HILL, NJ	1:11.24	103) HUNTER, ELLEN	15	MIAMI COUNTY, OH	1:12.58
:32.84 :38.40				:33.67 :38.91			
77) AMBUEHL, AMY	15	MORRIS CENTER, NJ	1:11.25	104) WILLIAMS, MEGAN	15	BOISE, ID	1:12.62
:33.63 :37.62				:34.19 :38.43			
78) ECKMAN, KATE	15	M. E. LYONS, OH	1:11.30	105) LATOURELLE, KRISTIN	14	HAVERHILL, MA	1:12.64
:34.01 :37.29				:34.46 :38.18			
78) GRIFFIN, MELISSA	16	PETERSBURG, VA	1:11.30	106) JONES, STACEE	17	BUTLER, PA	1:12.71
:34.23 :37.07				:33.75 :38.96			
80) ECK, MICHELLE	15	KETTERING, OH	1:11.34	107) ZIRKEL, LESLIE	17	RALEIGH, NC	1:13.00
:32.71 :38.63				:34.19 :38.81			
81) ZIECH, LYNNE	15	NW DUPAGE, IL	1:11.39	108) SANTILLA, GAYLENE	15	UP. MONTGOMERY, MD	1:13.01
:33.29 :38.10				:33.77 :39.24			
82) BROPHY, CORINNE	15	FAIRFIELD, CT	1:11.46	109) PIERCE, ELIZABETH	14	BISMARCK, ND	1:13.30
:34.17 :37.29				:34.79 :38.51			
83) MCBRIDE, KRISTIN	14	MCKINLEY, IL	1:11.66	110) BIDOCZKA, TANYA	17	ROCHESTER, MI	1:13.32
:33.79 :37.87				:33.99 :39.33			
84) DOHERTY, ERIN	17	G. NIPPERT, OH	1:11.67	111) GAMBILL, LINDSEY	13	ROCHESTER, MI	1:13.39
:33.59 :38.08				:34.06 :38.53			
85) PIZZELLO, ELIZABETH	13	BEVERLY, MA	1:11.68	112) WOLLERMAN, STACY	16	GRAND RAPIDS, MI	1:14.01
:33.96 :37.72				:34.53 :39.48			
86) PETERS, CORINA	16	ROCHESTER, MI	1:11.70	113) CRAIG, KIMBERLY	16	TWINBROOK, IL	1:14.76
:33.50 :38.20				:34.58 :40.18			
86) MCBLOTHLIN, MALIA	16	M. E. LYONS, OH	1:11.70	114) BAUR, ELIZABETH	15	ANN ARBOR, MI	1:15.01
:33.19 :38.51				:34.37 :40.64			
88) LOTT, KELLY	15	STATE COLLEGE, PA	1:11.76	LENNOX, MEGHAN	16	ROCHESTER, MI	DISQUAL
:33.22 :38.54				:33.02 DISQUAL			
89) FRASCHILLA, LINDSAY	13	BRANDYWINE, PA	1:11.84	KLINE, BRITTANY	15	LAKE REGION, IL	DISQUAL
:32.94 :38.90				:31.59 DISQUAL			
90) WILKINSON, JILL	13	FRANKLIN, PA	1:11.92	HARVEY, NANCY	16	BIRMINGHAM, MI	DISQUAL
:33.62 :38.30				:33.22 DISQUAL			
91) HARRIS, DARLAN	14	WEST SIDE, NY	1:11.93				
:33.75 :38.18							

EVENT : 36 BOY'S 100 YARDS BREASTSTROKE  
 NATIONAL RECORD :55.04 J. J. FREITAG ROANOKE, VA  
 QUALIFYING FOR NATIONALS 1:03.39

\*\*\*\*\*  
 APRIL 8, 1993 \*\*\*\*\*  
 1989

PLACE	NAME	YEAR	TEAM	TRIALS	FINAL
CHAMPIONSHIP FINAL					
1)	LINN, JEREMY	17	HARRISBURG E, PA	:56.76	:56.13
	:26.13 :30.00				
2)	TROY, SCOTT	17	READING, PA	:57.54	:57.53
	:26.96 :30.57				
3)	ROSENTHAL, JEREMY	18	HAMDEN, CT	:58.20	:57.79
	:27.10 :30.69				
4)	MILEWSKI, SCOTT	18	WHATCOM, WA	:58.55	:57.93
	:26.94 :30.99				
5)	VIRGEN, TYLER	17	CAPE ANN, MA	:58.48	:57.94
	:27.07 :30.87				

( CONTINUED ON NEXT PAGE )

## EVENT: 36 BOY'S 100 YARDS BREASTSTROKE

(CONTINUED)

6)	BRUESCH, JOHN	15	NW DUPAGE, IL	:58.94	:58.53
	:27.66 :30.87				
7)	SCHINDLER, JAY	16	FARGO, ND	:59.25	:59.17
	:27.32 :31.85				
8)	BOARDMAN, DAVID	16	LAKELAND HILL, NJ	:59.08	:59.37
	:27.40 :31.97				
CONSOLATION FINAL					
9)	MIKSA, DAVIDE	17	M. E. LYONS, OH	:59.32	:59.12
	:27.98 :31.14				
10)	HOUSTON, MARK	16	KETTERING, OH	:59.67	:59.14
	:27.35 :31.79				
11)	DRUSO, JASON	18	M. E. LYONS, OH	:59.47	:59.31
	:27.88 :31.43				
12)	MONTGOMERY, JONAH	17	FLUSHING, NY	:59.72	:59.39
	:28.49 :30.90				
13)	KRETER, JUSTIN	17	WILTON, CT	:59.68	:59.53
	:28.42 :31.11				
14)	FLOWERS, TRAVIS	17	YAKIMA, WA	:59.66	1:00.30
	:28.31 :31.99				
15)	TENNYSON, CHRIS	15	BIRMINGHAM, MI	:59.86	1:00.35
	:28.43 :31.92				
16)	MCHUGH, KEVIN	17	RED BANK, NJ	:59.45	1:00.45
	:28.23 :32.22				
1)	LINN, JEREMY	17	HARRISBURG E, PA	:56.76	
	:26.47 :30.29				
2)	TROY, SCOTT	17	READING, PA	:57.54	
	:27.04 :30.50				
3)	ROSENTHAL, JEREMY	18	HAMDEN, CT	:58.20	
	:27.67 :30.53				
4)	VIRDEN, TYLER	17	CAPE ANN, WA	:58.48	
	:27.35 :31.13				
5)	MILEWSKI, SCOTT	18	WHATCOM, WA	:58.55	
	:27.21 :31.34				
6)	BRUESCH, JOHN	15	NW DUPAGE, IL	:58.94	
	:27.52 :31.42				
7)	BOARDMAN, DAVID	16	LAKELAND HILL, NJ	:59.08	
	:27.34 :31.74				
8)	SCHINDLER, JAY	16	FARGO, ND	:59.25	
	:27.35 :31.90				
9)	MIKSA, DAVIDE	17	M. E. LYONS, OH	:59.32	
	:28.25 :31.07				
10)	MCHUGH, KEVIN	17	RED BANK, NJ	:59.45	
	:28.09 :31.36				
11)	DRUSO, JASON	18	M. E. LYONS, OH	:59.47	
	:27.60 :31.87				
12)	FLOWERS, TRAVIS	17	YAKIMA, WA	:59.66	
	:28.24 :31.42				
13)	HOUSTON, MARK	16	KETTERING, OH	:59.67	
	:27.42 :32.25				
14)	KRETER, JUSTIN	17	WILTON, CT	:59.68	
	:28.23 :31.45				
15)	MONTGOMERY, JONAH	17	FLUSHING, NY	:59.72	
	:28.22 :31.50				
16)	TENNYSON, CHRIS	15	BIRMINGHAM, MI	:59.86	
	:28.31 :31.55				
17)	CAMPEA, SCOTT	18	HUNTINGTON, NY	:59.88	
	:28.22 :31.66				
18)	DAVIS, TOM	16	WILTON, CT	:59.97	
	:27.96 :32.01				
19)	RODHOLM, DAVID	17	HOUSTON, TX	1:00.25	
	:28.15 :32.10				
20)	WELLMAN, AARON	17	HUNTINGTON, WV	1:00.32	
	:28.40 :31.92				
21)	ROBINSON, ANTHONY	13	HOUSTON, TX	1:00.39	
	:28.73 :31.66				
22)	DEERING, TODD	16	SARASOTA, FL	1:00.40	
	:28.34 :32.06				
23)	HOU, MATT	15	KETTERING, OH	1:00.42	
	:27.85 :32.57				
24)	YATES, KURT	17	M. E. LYONS, OH	1:00.46	
	:28.45 :32.01				
25)	LEE, KRISTIAN	14	SCHROEDER, WI	1:00.52	
	:28.53 :31.99				
26)	KING, GREG	19	LYNCHBURG, VA	1:00.60	
	:28.30 :32.30				
27)	MURPHY, BRIAN	17	NAPERVILLE, IL	1:00.62	
	:28.93 :31.69				
28)	ARTIS, BRAD	17	NAPERVILLE, IL	1:00.75	
	:28.63 :32.12				
29)	BILSTEIN, EMIL	17	TOPEKA, KS	1:00.79	
	:28.65 :32.14				
30)	CLARK, GRANT	14	UP. MAIN LINE, PA	1:00.92	
	:28.97 :31.95				
31)	ZULEGAR, CHAD	17	WINSTON-SALEM, NC	1:00.93	
	:28.60 :32.33				
32)	CARTIDGE, BRENDAN	18	HAMILTON, NJ	1:00.94	
	:28.63 :32.31				
33)	IGNACIO, PATRICK	15	SAN PEDRO, CA	1:00.98	
	:28.83 :32.15				
34)	MCLEOD, MATHEW	15	ROANOKE, VA	1:01.34	
	:28.62 :32.72				
35)	RUSSELL, DAN	14	LAKELAND HILL, NJ	1:01.41	
	:28.70 :32.71				
36)	ROMAN, ERIC	16	ROCHESTER, MI	1:01.48	
	:28.73 :32.75				
37)	D'ANNA, CHRIS	16	LAKELAND HILL, NJ	1:01.52	
	:29.10 :32.42				
38)	KOZLOWSKI, MARK	18	NAPERVILLE, IL	1:01.66	
	:28.59 :33.07				
39)	ALBRIGHT, MIKE	17	WINSTON-SALEM, NC	1:01.69	
	:29.13 :32.56				
40)	CORNISH, DOUG	15	HARRISBURG E, PA	1:01.76	
	:29.13 :32.63				
41)	HERSHOCK, MATT	17	LANCASTER, PA	1:01.79	
	:28.90 :32.89				
42)	ROSS, IAN	18	M. E. LYONS, OH	1:01.86	
	:28.87 :32.99				
43)	LIPKA, RON	15	SOMERSET HILL, NJ	1:01.98	
	:29.19 :32.79				
44)	JAMERSON, FABER	16	LYNCHBURG, VA	1:02.08	
	:29.04 :33.04				
45)	ZUZUA, RELUBEN	17	GLENDALE, CA	1:02.14	
	:29.33 :32.81				
46)	IHLNFELD, MATT	14	NW DUPAGE, IL	1:02.18	
	:29.56 :32.62				
47)	DIAZ, BRIAN	16	ROCHESTER, MI	1:02.19	
	:29.34 :32.85				
48)	JEFFERS, MATT	14	BUTLER, PA	1:02.21	
	:29.43 :32.78				
49)	NOGEL, JASON	15	AURORA, IL	1:02.34	
	:29.08 :33.26				
50)	STRATTON, JEFF	17	BOISE, ID	1:02.37	
	:29.58 :32.79				

( CONTINUED ON NEXT PAGE )

## EVENT: 36 BOY'S 100 YARDS BREASTSTROKE

(CONTINUED)

51) RODGERS, ELLIOTT	17	MCKINLEY, IL	1:02.40	76) HOELLER, DAVID	14	CHAR'VILLE, VA	1:04.19
:29.16 :33.24				:30.64 :33.55			
52) HOELLER, DAN	16	CHAR'VILLE, VA	1:02.41	77) SCHMIDT, MATT	15	ROCHESTER, MI	1:04.39
:29.16 :33.25				:29.83 :34.56			
53) KEIM, JOHN	18	BEAVERCREEK, OH	1:02.42	78) KNGBLAUCH, CHRIS	17	FORT WAYNE, IN	1:04.47
:29.68 :32.74				:30.26 :34.21			
54) IMEL, SHAWN	17	FORT WAYNE, IN	1:02.66	78) SARGEANT, RODNEY	15	WESTPORT, CT	1:04.47
:28.84 :33.82				:30.53 :33.94			
55) BRAUN, JASON	18	BURLINGTON, NJ	1:02.71	80) MARKIDES, CONSTANTINE	16	OLD TOWN, ME	1:04.55
:29.74 :32.97				:30.01 :34.54			
56) PINGEL, THADD	18	PETERSBURG, VA	1:02.73	80) REVERS, MIKE	15	NAPERVILLE, IL	1:04.55
:29.48 :33.25				:30.21 :34.34			
57) COLDWELL, JASON	16	MCKINLEY, IL	1:02.80	82) SLAGER, NICK	18	ALLENTOWN, PA	1:04.62
:29.12 :33.68				:29.72 :34.90			
58) HOGUE, SAMUEL	16	KETTERING, OH	1:02.85	83) BULTEMA, DAVID	17	LYNCHBURG, VA	1:04.66
:29.14 :33.71				:30.18 :34.48			
59) SAUVEGEAU, SETH	16	FARGO, ND	1:02.86	84) SCHMIDT, MIKE	16	ELGIN, IL	1:04.90
:29.23 :33.63				:30.14 :34.76			
60) GOWETSKI, DAN	14	UP. MONTGOMERY, MD	1:02.90	85) PORTO, MARVEL	17	YOUNGSTOWN, OH	1:04.98
:29.38 :33.52				:30.38 :34.60			
61) SNOOK, ERIC	15	HARRISBURG E, PA	1:02.91	86) UMBACH, MARK	16	PHOENIXVILLE, PA	1:05.03
:29.61 :33.30				:30.81 :34.22			
62) HORTON, ALLEN	18	CEN. CHESTER, PA	1:03.02	87) KELSEY, BENSON	15	LEBANON, PA	1:05.09
:29.57 :33.45				:30.40 :34.69			
63) DEW, ROB	17	G. NIPPERT, OH	1:03.09	88) SNYDER, JEFF	15	NW DUPAGE, IL	1:05.13
:29.28 :33.81				:30.81 :34.32			
64) PYLE, DANNY	13	RAPPAPANNOCK, VA	1:03.11	89) McMILLAN, JASON	18	AUBURN, NY	1:05.18
:30.05 :33.06				:30.11 :35.07			
65) TRUESDELL, CORY	16	BIRMINGHAM, MI	1:03.15	90) MONCION, JOSE	15	WEST SIDE, NY	1:05.43
:29.83 :33.32				:30.29 :35.14			
66) TEICHMAN, JON	16	UP. PENINSULA, MI	1:03.17	91) JOHNSON, KARL	16	MADISON WEST, WI	1:05.45
:29.65 :33.52				:30.20 :35.25			
67) YARNALL, TIM	18	SOMERSET HILL, NJ	1:03.22	92) ABELL, PATRICK	17	COUNTRYSIDE, OH	1:05.50
:29.08 :34.14				:29.86 :35.64			
68) SEDLOCK, GREG	17	RED BANK, NJ	1:03.34	93) DOOLEY, MICHAEL	17	GRAND RAPIDS, MI	1:05.71
:29.29 :34.05				:30.43 :35.28			
69) HOLTER, JON	17	G. NIPPERT, OH	1:03.53	BALKO, JASON	18	SCOTTDALE, PA	DISQUAL
:29.85 :33.68				:29.77 DISQUAL			
70) JOHNSON, MATT	15	NORTH CANTON, OH	1:03.58	DANSBY, ADAM	16	ROANOKE, VA	DISQUAL
:29.36 :34.22				:29.32 DISQUAL			
71) JONES, CHRISTOPHE	14	HOUSTON, TX	1:03.72	LIDDARD, JASON	17	AUBURN, NY	DISQUAL
:29.62 :34.10				DISQUAL			
72) BOARDMAN, BRIAN	14	LAKELAND HILL, NJ	1:03.86	CAREY, PETE	15	FRANKFORT, KY	DISQUAL
:29.60 :34.26				:30.32 DISQUAL			
73) TIGNOR, PAUL	13	SEVERNA PARK, MD	1:03.91	RIGGERT, ANDREW	15	ROCHESTER, MI	DISQUAL
:30.49 :33.42				:28.80 DISQUAL			
74) WHOWELL, STEELE	16	SCHROEDER, WI	1:04.02	PANIGUTTI, TONY	17	WILTON, CT	DISQUAL
:29.33 :34.69				:29.88 DISQUAL			
75) GRAY, RYAN	19	ASHLAND, OH	1:04.18				
:29.00 :35.18							

1993 NATIONAL SHORT COURSE  
SWIMMING AND DIVING CHAMPIONSHIPS  
FT. LAUDERDALE, FLORIDA

EVENT : 37 GIRL'S 400 YARDS MEDLEY RELAY  
NATIONAL RECORD 3:46.24 M. E. LYONS, OH  
QUALIFYING FOR NATIONALS 4:17.29

\*\*\*\*\*  
1992

APRIL 8, 1993 \*\*\*\*\*

PLACE	NAME	YEAR	TEAM	TRIALS	FINAL
CHAMPIONSHIP FINAL					
				3:51.94	3:45.71 **
1)	HOUSTON, TX				
1)	BREAUX, ALEGRA	17	:27.46	3) KARNES, STACIE	17 :25.96
			:28.76		:29.88
2)	MORIARTY, JENNIFER	16	:28.91	4) BURTON, ASHLEY	15 :24.41
			:33.48		:26.85
** NATIONAL RECORD				3:57.60	3:46.95
2)	M. E. LYONS, OH				
1)	BASSLER, LEIGH	17	:28.61	3) BENDEL, TALOR	16 :25.50
			:29.40		:29.00
2)	GUSTIN, RACHEL	17	:28.83	4) BERGER, SHANNON	16 :24.74
			:33.46		:27.33
3)	MI DUPAGE, IL			3:58.55	3:57.14
1)	COLEMAN, COURTNEY	15	:29.26	3) GRAVES, SARAH	14 :28.03
			:30.12		:32.20
2)	MAGGIO, SARAH	17	:30.61	4) WHITE, JAMI	17 :25.31
			:34.83		:26.78
4)	ROCHESTER, MI			3:57.78	3:57.53
1)	MCRAE, JACQUI	16	:28.81	3) OLSON, KRISTEN	15 :27.13
			:30.19		:31.82
2)	FALK, MANDI	17	:31.64	4) ALLSHOUSE, JAMIE	16 :24.65
			:36.29		:27.00
5)	GRAND RAPIDS, MI			4:00.64	3:58.05
1)	CRISMAN, JENNIFER	13	:27.57	3) FRITSCH, AMY	14 :27.42
			:28.99		:32.61
2)	BURGGRAAF, SARA	13	:31.93	4) VARDA, KATIE	16 :25.22
			:36.71		:27.60
6)	HUNTINGTON, WV			4:00.91	4:00.61
1)	BROWN, STACY	15	:28.63	3) SCHEIRMAN, JO ELLEN	13 :28.40
			:30.37		:33.89
2)	OLSON, MELISSA	14	:31.83	4) ROBINSON, KIMBERLY	16 :24.33
			:36.01		:27.15
7)	READING, PA			4:01.36	4:01.35
1)	SWARTLEY, DEANNE	14	:29.37	3) HEEBNER, HILLARY	16 :27.53
			:32.54		:31.92
2)	KOWAL, KRISTY	14	:30.58	4) BELLAIRS, ELISSA	17 :25.18
			:36.60		:27.63
	UP. MAIN LINE, PA			3:58.74	DISQUAL
1)	BURHAUS, HEATHER	14	:28.99	3) DEARLOVE, EMILY	18 :27.22
			:31.15		:31.00
2)	ANDERSON, CARRIE	15	:30.30	4) DEDE, CHERYL	17 :24.58
			:33.89		DISQUAL
CONSOLATION FINAL					
9)	WILTON, CT			4:03.13	3:59.00
1)	PETERSON, DANIELLE	16	:29.64	3) SIMPSON, CHARLOTTE	16 :26.82
			:31.12		:31.56
2)	DUNLEAVEY, AMY	17	:31.44	4) LEWIS, JENN	17 :24.90
			:36.17		:27.35
10)	NAPERVILLE, IL			4:02.46	4:00.10
1)	MCKEY, KRISTINE	18	:29.24	3) KNIPPENBERG, JESSICA	15 :27.66
			:30.53		:31.63
2)	MIERS, JENNY	16	:32.02	4) BONTRAGER, JANETTE	17 :24.69
			:37.11		:27.22
11)	WESTPORT, CT			4:01.77	4:00.89
1)	NELSON, TARA	14	:29.83	3) WECKER, MEREDITH	15 :27.49
			:31.24		:31.10
2)	ANDERSON, ERIN	14	:32.21	4) SHEPARD, LAURA	15 :24.51
			:37.21		:27.30

( CONTINUED ON NEXT PAGE )

EVENT: 37 GIRL'S 400 YARDS MEDLEY RELAY (CONTINUED)

12) AURORA, IL			4:02.13		4:01.13				
1) NAGEL, BETSY	15	:29.02		3) SILVA, LAUREN	13	:28.04			
		:30.78				:32.49			
2) LAURICH, MISTY	16	:30.76		4) MCCUTCHEON, LARA	16	:25.39			
		:35.96				:28.69			
13) SEVERNA PARK, MD			4:03.12		4:01.33				
1) GRANNELL, NORA	17	:27.88		3) HAYNIE, MISSY	15	:27.93			
		:29.55				:33.35			
2) MUSK, AMY	17	:31.64		4) JONES, CHRISTIE	17	:25.56			
		:35.94				:29.48			
14) CAPE ANN, MA			4:01.73		4:01.98				
1) MCCARTHY, KERRIN	18	:29.30		3) SESSOMS, MELISSA	16	:26.64			
		:31.05				:32.18			
2) HERRICK, SUSAN	16	:31.69		4) O' REILLY, REBECCA	16	:25.48			
		:35.74				:29.90			
15) MANSFIELD, OH			4:01.89		4:02.91				
1) FOX, JENNIFER	14	:29.60		3) STONE, MELISA	17	:26.39			
		:30.84				:32.47			
2) GERMANN, DEANNA	15	:32.41		4) MINNICH, JAMIE	18	:24.98			
		:38.65				:27.57			
16) SARASOTA, FL			4:02.15		4:02.98				
1) BURNHAM, MAUREEN	17	:29.39		3) SULLIVAN, LAURA	14	:28.28			
		:30.82				:32.75			
2) WALTERS, AMY	16	:31.62		4) BOWMAN, BAMBI	19	:25.28			
		:37.08				:27.76			
1) HOUSTON, TX			3:51.94		8) READING, PA		4:01.36		
1) BREAUX, ALEGRA	17	:28.16		3) KARNES, STACIE	17	:27.24		1) SWARTLEY, DEANNE	14
		:29.12				:31.10			:29.55
2) MORIARTY, JENNIFE	16	:29.48		4) BURTON, ASHLEY	15	:25.14			:31.92
		:33.97				:27.73		2) KOWAL, KRISTY	14
									:30.75
									:36.69
								4) BELLAIRS, ELISSA	17
									:25.14
									:27.68
2) M. E. LYONS, OH			3:57.60		9) CAPE ANN, MA		4:01.73		
1) BASSLER, LEIGH	17	:29.06		3) BERGER, SHANNON	16	:27.87		1) MCCARTHY, KERRIN	18
		:29.49				:32.20			:29.55
2) GUSTIN, RACHEL	17	:29.75		4) SCHMIDT, LIBBY	14	:25.63			:31.13
		:34.68				:28.92		2) HERRICK, SUSAN	16
									:31.26
									:35.68
								4) O' REILLY, REBECCA	16
									:25.87
									:29.07
3) ROCHESTER, MI			3:57.78		10) WESTPORT, CT		4:01.77		
1) MCRAE, JACQUI	16	:28.97		3) OLSON, KRISTEN	15	:27.10		3) WECKER, MEREDITH	15
		:30.26				:31.55			:27.45
2) FALK, MANDI	17	:31.24		4) ALLSHOUSE, JAMIE	16	:24.85			:31.72
		:36.13				:27.68		2) ANDERSON, ERIN	14
									:32.61
									:36.70
								4) SHEPARD, LAURA	15
									:27.36
4) NW DUPAGE, IL			3:58.55		11) MANSFIELD, OH		4:01.89		
1) COLEMAN, COURTNEY	15	:29.54		3) GRAVES, SARAH	14	:27.93		3) STONE, MELISA	17
		:30.13				:32.42			:26.57
2) MAGGIO, SARAH	17	:31.21		4) WHITE, JAMI	17	:25.31			:31.52
		:35.05				:26.96		2) GERMANN, DEANNA	15
									:25.06
									:27.44
5) UP. MAIN LINE, PA			3:58.74		12) AURORA, IL		4:02.13		
1) BURHAUS, HEATHER	14	:29.03		3) STRINGFELLOW, SAN	17	:26.95		3) SILVA, LAUREN	13
		:30.97				:32.45			:28.14
2) BUCKLEY, EMILY	18	:30.87		4) CHEPELEVICH, NATA	17	:25.50			:32.95
		:34.91				:28.06		4) MCCUTCHEON, LARA	16
									:25.58
									:28.69
6) GRAND RAPIDS, MI			4:00.64		13) SARASOTA, FL		4:02.15		
1) CRISMAN, JENNIFER	13	:28.34		3) FRITSCH, AMY	14	:27.18		3) SULLIVAN, LAURA	14
		:29.51				:33.46			:28.63
2) BURGGRAAF, SARA	13	:32.22		4) VARDA, KATIE	16	:25.82			:32.94
		:36.67				:27.44		2) WALTERS, AMY	16
									:32.05
									:36.32
								4) BOWMAN, BAMBI	19
									:27.34
7) HUNTINGTON, WV			4:00.91		14) NAPERVILLE, IL		4:02.46		
1) BROWN, STACY	15	:29.43		3) SCHEIRMAN, JO ELL	13	:27.94		3) KNIPPENBERG, JESS	15
		:30.73				:33.13			:27.99
2) OLSON, MELISSA	14	:31.92		4) ROBINSON, KIMBERL	16	:24.42			:32.19
		:36.17				:27.17		2) MIERS, JENNY	16
									:32.41
									:37.34
								4) BONTRAGER, JANETT	17
									:24.51
									:27.66

( CONTINUED ON NEXT PAGE )

EVENT: 37 GIRL'S 400 YARDS MEDLEY RELAY				(CONTINUED)			
15) SEVERNA PARK, MD		4:03.12		27) G. NIPPERT, OH		4:07.16	
1) GRANNELL, NORA 17	:28.14	3) HAYNIE, MISSY 15	:27.96	1) KLING, BECKY 18	:30.02	3) DOHERTY, ERIN 17	:27.75
	:29.80		:33.62		:32.24		:32.87
2) MUSK, AMY 17	:32.34	4) JONES, CHRISTIE 17	:25.39	2) ROEDERSHEIMER, BE16	:32.03	4) KRABBE, ALICIA 16	:25.97
	:36.73		:29.14		:37.05		:29.23
16) WILTON, CT		4:03.13		28) SPARTANBURG, SC		4:07.36	
1) PETERSON, DANIELL16	:30.02	3) SIMPSON, CHARLOTT16	:27.32	1) MAGUIRE, BETH 17	:30.58	3) SUPPINGER, AMY 16	:28.25
	:30.98		:32.11		:31.58		:33.15
2) DUNLEAVEY, AMY 17	:32.67	4) LEWIS, JENN 17	:25.08	2) STRETCHER, SUSAN 17	:33.01	4) HENSON, WENDY 16	:25.42
	:36.94		:28.01		:38.11		:27.26
17) COUNTRYSIDE, OH		4:03.63		29) RALEIGH, NC		4:07.67	
1) SMITH, JESSIE 18	:30.30	3) HARTSOCK, JENNIFE16	:28.34	1) HOSKINS, HILARY 16	:29.24	3) HORTON, KATINA 17	:27.92
	:30.81		:31.91		:30.40		:32.45
2) GRAHAM, JULIE 16	:31.58	4) DOHERTY, HEATHER 16	:25.55	2) ZIANKEL, LESLIE 17	:33.93	4) CHEEK, JENNY 15	:26.17
	:36.72		:28.42		:38.92		:28.64
18) WAYNESBORO, VA		4:03.80		30) KALAMAZOO, MI		4:07.74	
1) FINOTTI, JENNIFER15	:29.89	3) WRIGHT, MARTHA 15	:27.97	1) TOLEDO, SUZANNE 16	:28.80	3) HENRY, JESSACA 16	:28.66
	:31.40		:31.70		:29.44		:33.62
2) ROMANAC, COURTNEY14	:32.17	4) OSWALD, VALERIE 14	:26.21	2) CAMPBELL, KAREN 15	:34.32	4) RIKER, LINDA 16	:25.85
	:36.28		:28.18		:38.46		:28.59
19) BIRMINGHAM, MI		4:04.02		31) ELKHART, IN		4:07.90	
1) DEIGHAN, CAROLYN 17	:29.37	3) VANSLINGERLANDT, 17	:28.03	1) BENKO, LINDSAY 16	:28.79	3) TURNER, ADRIENNE 15	:27.83
	:31.11		:32.47		:29.84		:31.71
2) ERNST, EMILY 12	:32.67	4) MOSHER, ASHLEY 18	:24.65	2) TOPOLSKI, MAGGIE 15	:33.35	4) BLACK, JENNY 14	:27.19
	:37.56		:28.16		:38.52		:30.67
20) MCKINLEY, IL		4:04.26		32) MORRIS CENTER, NJ		4:08.16	
1) BLOCK, ERIN 17	:31.08	3) REED, JANIE 15	:26.85	1) BONM, TASHY 14	:29.51	3) MADSEN, RIKKE 19	:28.85
	:32.47		:32.35		:30.23		:32.86
2) STEPHENS, SARAH 16	:31.72	4) FLYNN, MEGAN 14	:26.36	2) AMBUEHL, AMY 15	:33.19	4) WITKOWSKI, KARA J16	:25.76
	:35.07		:28.36		:38.11		:29.65
21) LAKE REGION, IL		4:05.19		33) BLOOMSBURG, PA		4:08.27	
1) KASUBOSKE, ALISON16	:29.70	3) FOWLES, BRIANNE 14	:28.54	1) WILLIAMS, STEFANI13	:29.90	3) LUSCHAS, MARY 13	:28.45
	:30.98		:33.47		:31.32		:33.07
2) MCMILLAN, KATE 15	:31.45	4) HADICK, LEIGH 15	:25.73	2) RANCK, KELLY 15	:32.52	4) BISORKI, KATIE 14	:27.19
	:37.07		:28.25		:36.83		:28.99
22) SOMERSET V, NJ		4:05.25		34) FAIRFIELD, CT		4:08.64	
1) AMERMAN, BRENDA 17	:30.21	3) BERGLUND, KRISSY 16	:27.44	1) MYERS, JEN 16	:28.98	3) TIPPETT, KATIE 15	:28.33
	:31.34		:32.46		:30.05		:33.10
2) BRENNAN, JEAN 18	:32.14	4) NORSALIS, KAREN 18	:25.68	2) BROPHY, CORINNE 15	:33.13	4) WIEGMAN, SARA 16	:26.84
	:37.07		:28.91		:37.42		:30.79
23) ROANOKE, VA		4:05.76		35) FRANKLIN, PA		4:08.94	
1) GOFF, SHANNON 18	:28.62	3) ADAMS, BROOKE 17	:27.72	1) BENNETT, KELLY 17	:29.69	3) SHEFCHUNAS, CHRIS18	:26.83
	:30.46		:32.19		:32.18		:32.49
2) BUCHER, CAROLYN 13	:33.15	4) DEPUTY, MIRANDA 15	:26.24	2) WILKINSON, JILL 13	:33.34	4) MARSHALL, JULIE 17	:26.07
	:38.69		:28.69		:38.33		:30.01
24) RIDGEMOOD, NJ		4:05.89		36) WEST SIDE, NY		4:09.24	
1) TUCKER, CHRISTINE15	:30.33	3) DONOHUE, KRISTIN 15	:28.32	1) TRINIDAD, LENINA 17	:29.60	3) TRINIDAD, LIESELL15	:27.49
	:31.17		:33.49		:31.10		:31.65
2) FRIEND, JENNIFER 18	:32.71	4) BENNETT, BROOKE 14	:25.20	2) HARRIS, DARLAN 14	:33.29	4) SALTARES, ELIZABE13	:27.65
	:36.86		:27.81		:37.99		:30.47
25) RED BANK, NJ		4:06.05		37) GLENDALE, CA		4:09.45	
1) GALLO, LINDA 16	:29.56	3) O'BOYLE, COLLEEN 17	:28.11	1) ABBEY, JENNIFER 14	:30.27	3) JONES, MEGAN 13	:30.68
	:30.82		:34.42		:31.64		:35.06
2) CHIN, JULIET 16	:32.30	4) STUEHMEIER, KATRI17	:25.40	2) MILLER, CORI 18	:32.28	4) BALLARD, GRETCHEN14	:25.61
	:37.16		:28.28		:36.08		:27.83
26) BLUE ASH, OH		4:06.76		38) KETTERING, OH		4:09.49	
1) NEAL, MELISSA 14	:30.56	3) MUSSMAN, LEE 13	:28.28	1) HAVEMANN, MEG 17	:31.63	3) ECK, LISA 18	:28.54
	:32.09		:33.34		:32.92		:33.09
2) TOTH, STEPHANIE 15	:32.07	4) WONG, STEPHANIE 15	:25.44	2) WARNER, ERIN 16	:31.07	4) JONES, KENDALL 18	:26.69
	:37.11		:27.87		:35.79		:29.76

( CONTINUED ON NEXT PAGE )

## EVENT: 37 GIRL'S 400 YARDS MEDLEY RELAY

(CONTINUED)

39) FLINT, MI 1) FUHS, KRISTEN 14 2) SALENSKI, SARAH 16	4:09.89 :30.17 :33.01 :31.66 :36.24	3) SMITH, JACYNDA 13 4) REDUMSKI, JENNIFE 14	:29.14 :34.05 :26.47 :29.15	51) WESTFIELD, NJ 1) RESTIVO, DONNA 16 2) OLDEN, LISA 16	:30.33 :31.85 :32.97 :39.72	3) TEITLBAUM, ANNE 16 4) FERALDO, CAROLINE 15	4:13.77 :28.73 :34.04 :26.46 :29.67
40) CHESHIRE, CT 1) VOELKER, EMILY 15 2) GRANT, ERIKA 18	:30.01 :32.81 :32.75 :38.59	3) RAIDER, STEPHANIE 17 4) DELUCIA, ALLYSON 16	:28.18 :32.44 :25.96 :29.33	52) HARRISBURG E, PA 1) HACK, ANGELA 15 2) BRELSFORD, EMILY 16	:30.94 :33.95 :31.91 :37.20	3) CHESNEY, RACHEL 15 4) MATALAVASE, JILL 16	4:13.83 :30.17 :33.98 :26.44 :29.24
41) PETERSBURG, VA 1) RAWLINGS, BLAKELY 14 2) GRIFFIN, MELISSA 16	:30.80 :32.53 :33.01 :37.22	3) MINETREE, COURTNE 15 4) RAMSEY, CATHERINE 16	:27.93 :32.80 :26.12 :30.16	53) STATE COLLEGE, PA 1) KULKA, TASHA 15 2) SENIOR, MEGAN 14	:30.64 :32.33 :32.16 :37.43	3) WERNER, DEBBY 17 4) WERNER, SHARDN 15	4:13.87 :29.79 :36.00 :27.09 :28.43
42) ANN ARBOR, MI 1) WILKINSON, HOLLY 16 2) SMITH, ERIKA 17	:30.50 :31.99 :33.71 :38.81	3) FLEMELLING, RHIAN 14 4) HAWES, ELIZABETH 17	:28.39 :33.55 :26.01 :28.72	54) BEVERLY, MA 1) EATON, SHELLEY 13 2) KOSTOPOULOS, ALEX 13	:30.47 :32.31 :32.46 :37.98	3) CRAIGEN, LAURIE 15 4) PIZZELLO, ELIZABE 13	4:14.19 :29.59 :34.56 :27.14 :29.68
43) PARKERSBURG, WV 1) LINN, CRYSTAL 14 2) GILSON, TARA 15	:30.04 :31.10 :35.10 :39.91	3) SCHMIDT, VICKI 14 4) TARASUK, HILARY 17	:28.15 :34.01 :24.96 :28.42	55) RAPPAPANNOCK, VA 1) CLEAVER, CATHIE 14 2) ATKINSON, AMANDA 16	10:27.00 :27.00 :37.98	3) CHINN, ERIN 15 4) PYLE, JAIME 15	4:14.33 :29.32 :32.99 :26.48 :29.61
44) GOLDSBORO, NC 1) BARNES, VICTORIA 13 2) BUTLER, HOLLIE 14	:30.04 :32.17 :33.44 :38.54	3) TRIBOU, PAIGE 14 4) TRIBOU, MEGAN 14	:28.21 :33.05 :26.78 :29.63	56) SCHROEDER, WI 1) WICKSCHL, AMY 14 2) SEIDER, AMY 17	:30.71 :31.73 :34.38 :38.43	3) HEGARTY, BRIDGET 15 4) CAROLLO, ANNA 13	4:14.35 :29.40 :33.95 :26.41 :29.34
45) HAMILTON, NJ 1) MOO, RACHEL 17 2) CUFF, ALLISON 16	:30.71 :32.38 :33.27 :37.24	3) MOREHART, REBECCA 16 4) GRAHAM, KELLY 18	:28.66 :32.05 :27.36 :30.30	57) HAVERHILL, MA 1) LAGUE, JESSICA 14 2) LATOURELLE, KRIST 14	:31.21 :32.38 :34.36 :38.15	3) BRYAN, JENELLE 13 4) CHRISTIANSEN, ANN 14	4:14.50 :29.32 :32.99 :26.48 :29.61
46) SPRINGFIELD, OH 1) SCHOLL, KATIE 13 2) PARSONS, ANNE 14	:30.17 :32.85 :32.29 :36.50	3) NICKELS, JENNY 14 4) TEUSINK, ALLYSON 15	:28.81 :34.76 :26.55 :30.19	58) BOYERTOWN, PA 1) RICKERT, REGAN 18 2) GILBERT, KRISTEN 18	:30.08 :31.29 :33.66 :40.56	3) KORENDA, JILL 17 4) PIETROWSKI, NATAL 15	4:14.80 :28.26 :34.99 :26.63 :29.33
47) FLUSHING, NY 1) SCHADY, DEBBIE 15 2) MADONIA, CLAIRE 14	:30.66 :32.30 :33.31 :38.61	3) PASTON, MARIE JO 17 4) ASHTON, COLLEEN 16	:28.49 :32.76 :26.79 :29.33	59) PHOENIXVILLE, PA 1) COX, JULIE 16 2) STOUFFER, MANDI 14	:30.77 :32.92 :34.32 :40.06	3) SANTORD, LAURIE 17 4) PAULSEN, JULIE 15	4:14.89 :27.83 :32.99 :27.36 :28.64
48) BOISE, ID 1) COYLE, JUDY 15 2) WILLIAMS, MEGAN 15	:31.99 :32.62 :33.07 :38.26	3) WILLIAMS, DANIKA 18 4) WILLIAMS, KELSEY 15	:28.09 :33.89 :25.76 :28.76	60) FAIRFIELD, OH 1) SCHINAMAN, KELLY 17 2) ECKERT, JENNY 18	:31.88 :34.77 :31.30 :35.58	3) BARRY, LARISSA 13 4) WETZEL, MIKALA 13	4:15.58 :29.22 :35.33 :27.34 :30.16
49) HAMDEN, CT 1) VEAZEY, MELANIE 15 2) ARMITAGE, KATHERY 14	:30.05 :31.87 :32.55 :37.24	3) BAIR, KINSEY 15 4) REEDER, MEGHAN 17	:28.15 :33.19 :28.40 :31.13	61) SAN PEDRO, CA 1) MABABA, IRENE 15 2) SHAW, KERRY 15	:31.85 :33.80 :33.53 :39.10	3) BEST, KARIN 17 4) HAJDULZEK, BARBAR 16	4:15.95 :28.86 :33.82 :26.09 :28.90
50) SALEM COUNTY, NJ 1) PIETRANTONIO, JOA 16 2) SUTTON, ADRIENNE 14	:31.37 :34.83 :30.35 :36.47	3) PIETRANTONIO, SAM 17 4) KAISER, JAIME 14	:27.73 :35.36 :27.44 :30.08	62) TRI-CITY, KY 1) MCKINLEY, BETH 14 2) O' GORMAN, ERIN 17	:31.81 :35.58 :32.72 :37.71	3) WORLAND, ALICE 15 4) LENEN, JESSICA 16	4:16.29 :28.58 :33.96 :26.71 :29.22

( CONTINUED ON NEXT PAGE )



EVENT: 37 GIRL'S 400 YARDS MEDLEY RELAY				(CONTINUED)			
63) DARIEN, CT			4:16.60	74) GLOUCESTER, NJ			4:19.97
1) HAWES, DANIELLE 16	:32.13	3) PSAKI, JENNIFER 14	:29.83	1) ALDRIDGE, KELLY 14	:32.75	3) HIPPLE, EMILY 16	:30.47
	:33.21		:35.68		:36.85		:35.93
2) GRIFFIS, MEGAN 13	:32.45	4) GRAHAM, LESLIE 17	:26.76	2) LANCASTER, JULIET 17	:31.37	4) VEIT, CRISTIN 17	:26.95
	:37.39		:29.15		:36.85		:29.60
64) LAKELAND HILL, NJ			4:16.66	75) BRANDYWINE, PA			4:20.92
1) SULLIVAN, ALLYSON 14	:30.84	3) BECK, LEANNE 17	:28.81	1) BROWN, KAREN 17	:31.22	3) CURRAN, KELLY 16	:29.93
	:32.51		:33.49		:32.85		:38.17
2) BROWNING, JESSICA 16	:34.90	4) WOYNEROWSKI, CARR 13	:27.93	2) FRASCHILLA, LINDS 13	:31.91	4) STAPLETON, JENNIE 13	:27.68
	:39.32		:29.66		:38.39		:30.77
65) KANKAKEE, IL			4:16.90	76) UP. MONTGOMERY, MD			4:21.06
1) PRESLEY, ABIGAIL 13	:30.71	3) O'DONNELL, HEATHE 14	:28.21	1) YEH, LINDA 13	:30.88	3) COUNIHAN, ERIN 14	:29.72
	:33.06		:32.38		:33.18		:34.84
2) PARKER, JENNIFER 17	:34.51	4) STANDLEY, KARA 17	:27.17	2) SANTILLA, GAYLENE 15	:35.09	4) WASSNER, LAUREL 17	:26.87
	:40.31		:30.55		:39.34		:31.14
66) FRANKFORT, KY			4:17.09	77) BAY CITY, MI			4:21.14
1) ZERHUSEN, MEGAN 13	:30.64	3) KOCH, JENNIFER 13	:30.23	1) BACIGALUPO, BETSY 18	:31.58	3) HOFFMAN, KRISSY 15	:30.80
	:31.73		:34.28		:32.85		:34.84
2) KELL, ALLISON 14	:32.88	4) MONTGOMERY, FAITH 15	:28.71	2) BOLDUC, MARY KAY 15	:33.35	4) WILLIAMS, KRISTY 14	:28.26
	:37.06		:31.56		:38.01		:31.45
67) BATH, ME			4:17.25	78) POMEL CROSLY, OH			4:25.89
1) MUCCINO, MICHELLE 17	:30.49	3) RUSSELL, HILLARY 16	:28.68	1) RUTHERFORD, ERIN 14	:32.04	3) BOYLE, LORI 17	:30.57
	:32.76		:36.05		:33.77		:35.53
2) HOLT, SARAH 15	:34.71	4) ANGLIM, GUERIN 15	:25.74	2) RANKER, MARY 16	:34.76	4) PHENIX, ERIN 12	:27.69
	:39.32		:29.50		:39.52		:32.01
68) MACOMB, MI			4:17.56	ST CLOUD, MN			DISQUAL
1) TAYLOR, JAMI 15	:31.34	3) LEONARD, JACY 13	:28.09	1)		3)	
	:32.43		:33.88	2)		4)	DISQUAL
2) KWIAATEK, MARTA 15	:35.04	4) CONGER, SARAH 13	:26.42				
	:41.84		:29.32				
69) BELLEVUE, WA			4:18.04	LYNCHBURG, VA			DISQUAL
1) HAIR, MARGO 12	:31.40	3) HEWITT, EMILY 16	:29.27	1) CHIPLEY, CARY 14	:30.83	3) COLLINS, IRENE 15	:28.86
	:33.83		:36.12		:32.63		:33.92
2) PALMER, AMY 17	:33.46	4) RAISIO, KATIE 16	:26.22	2) WINN, CHRISTY 17	:34.00	4) VON GIESEN, HEATHE 16	:26.57
	:38.01		:29.73		:41.22		DISQUAL
70) MONTGOMERY, AL			4:18.15	SOMERSET HILL, NJ			DISQUAL
1) McDONALD, STEPHAN 17	:30.45	3) FISH, LEIGH 12	:29.31	1) BROOKS, ERIN 17	:28.61	3) RYAN, KATIE 17	:27.06
	:31.63		:34.25		:29.51		:31.33
2) LATEVLERE, SARAH 15	:35.30	4) WILLIFORD, ROBYN 15	:27.18	2) LEEHIVE, KARA 14	:31.60	4) SCHOENHAUS, PATTY 15	:25.69
	:40.39		:29.64		:36.21		DISQUAL
71) OLD TOWN, ME			4:18.68	OAK PARK, IL			DISQUAL
1) SMITH, TRINA 16	:30.04	3) OLIVER, EMILY 13	:29.54	1) WENDT, KATE 18	:29.52	3) KOZACZYNSKI, NATA 17	:29.84
	:32.00		:36.51		:30.84		:36.43
2) MARKIDES, VASIA 14	:34.14	4) GODSOE, DEBBIE 15	:26.30	2) KELLEY, ERIN 15	:33.11	4) REDMOND, NICOLE 17	:26.08
	:40.94		:29.21		:38.86		DISQUAL
72) UP. PENINSULA, MI			4:19.41	CEN. CHESTER, PA			DISQUAL
1) DURANT, TAMMY 17	:31.73	3) LIVINGSTON, KERI 16	:28.48	1) CROMBIE, KARA 18	:30.20	3) COLLENS, LAURA 16	:28.83
	:33.68		:34.78		:31.67		:34.22
2) LAUGHNA, JENNY 16	:34.36	4) BAYSORE, TERI 17	:27.55	2) SULLIVAN, BEVIN 15	:33.53	4) CROMBIE, AIMEE 16	:25.56
	:38.26		:30.57		:38.12		DISQUAL
73) SOUTHWINGTON, CT			4:19.95				
1) KERN, KRISTIN 17	:32.67	3) CARLSON, AMANDA 18	:26.88				
	:35.38		:31.86				
2) GRACE, ERIN 17	:33.83	4) THIBEAULT, MICHEL 17	:27.30				
	:41.73		:30.30				

( CONTINUED ON NEXT PAGE )

EVENT : 38 BOY'S 400 YARDS MEDLEY RELAY \*\*\*\*\* APRIL 8, 1993 \*\*\*\*\*  
 NATIONAL RECORD 3:24.36 COUNTRYSIDE, OH 1992  
 QUALIFYING FOR NATIONALS 3:49.73

PLACE	NAME	YEAR	TEAM	TRIALS	FINAL
CHAMPIONSHIP FINAL					
1)	M. E. LYONS, OH			3:29.17	3:27.37
1)	DOEPKE, BEN	17	:26.02	3) WALES, DOD	16 :22.64
			:27.96		:26.17
2)	MIKSA, DAVIDE	17	:27.80	4) SCHEER, KARL	18 :21.63
			:31.55		:23.60
2)	HOUSTON, TX			3:33.15	3:29.83
1)	KASCHIK, NICHOLAS	14	:25.71	3) WILLIS, KENT	18 :24.02
			:26.83		:28.33
2)	RODHOLM, DAVID	17	:26.91	4) ARCHER, CHRIS	15 :21.55
			:32.27		:24.21
3)	HARRISBURG E, PA			3:32.99	3:30.85
1)	KLINEFELTER, SETH	16	:26.12	3) SELGAS, TIM	18 :24.07
			:27.44		:29.40
2)	LINN, JEREMY	17	:25.93	4) BILLETT, CHRIS	19 :22.02
			:29.89		:25.98
4)	FLUSHING, NY			3:33.65	3:32.98
1)	BARTZ, MICHAEL	15	:25.79	3) RUBINO, FRANK	17 :23.94
			:27.16		:28.24
2)	MONTGOMERY, JONAH	17	:27.76	4) STRAUSS, PETER	15 :23.34
			:31.07		:25.68
5)	NAPERVILLE, IL			3:33.52	3:33.10
1)	SUZZI, ANTHONY	17	:25.81	3) CLAUS, RYAN	17 :23.72
			:27.34		:28.26
2)	MURPHY, BRIAN	17	:27.60	4) SMYSER, CHRISTOPHER	16 :22.55
			:32.50		:25.32
6)	UP. MAIN LINE, PA			3:33.84	3:34.25
1)	DONNELLY, SCOTT	18	:26.37	3) GRAVES, JEFF	17 :23.33
			:28.23		:28.32
2)	CLARK, GRANT	14	:28.51	4) FURLONG, MIKE	16 :22.47
			:32.14		:24.88
7)	ROCHESTER, MI			3:33.73	3:34.80
1)	OLSON, PJ	17	:25.85	3) SUGRUE, MIKE	16 :24.09
			:27.89		:28.48
2)	DIAZ, BRIAN	16	:28.91	4) EHLEN, KEN	18 :21.95
			:32.82		:24.81
	AURORA, IL			3:32.53	DISQUAL
1)	NELSON, DAVE	18	:26.05	3) COCHRAN, DAMON	17 :23.91
			:27.62		:28.78
2)	SCHULTZ, JOSH	17	:27.10	4) LARKIN, BRIAN	17 :22.66
			:33.07		DISQUAL
CONSOLATION FINAL					
9)	WINSTON-SALEM, NC			3:35.86	3:32.10
1)	HALL, MATT	15	:27.44	3) BLACK, ALEX	18 :23.21
			:29.15		:26.95
2)	ZULEGAR, CHAD	17	:27.53	4) TRIBBLE, BRIAN	18 :21.63
			:32.06		:24.13
10)	LAKELAND HILL, NJ			3:34.70	3:33.49
1)	ELKO, BRIAN	14	:25.86	3) COHEN, BRIAN	16 :23.62
			:28.47		:28.93
2)	BOARDMAN, DAVID	16	:27.36	4) RUSSELL, DAN	14 :22.33
			:31.25		:25.67
11)	WILTON, CT			3:36.76	3:34.14
1)	KACENGA, MATT	17	:26.69	3) MODEEN, WALT	15 :25.15
			:28.73		:29.35
2)	KRETER, JUSTIN	17	:27.46	4) STACEY, GREG	16 :21.71
			:30.96		:24.09

( CONTINUED ON NEXT PAGE )

EVENT: 38 BOY'S 400 YARDS MEDLEY RELAY (CONTINUED)

12) SARASOTA, FL			3:35.35		3:34.36						
1) CHAMPNEY, TIM	15	:25.92	3) ESPOSITO, JASON	18	:24.68						
		:27.29			:28.57						
2) DEERING, TODD	16	:27.59	4) BRUENNING, JOHN	17	:22.78						
		:32.09			:25.44						
13) SOMERSET HILL, NJ			3:34.43		3:34.62						
1) PFARRER, BRIAN	18	:25.58	3) GALLER, MARK	17	:23.48						
		:27.17			:28.77						
2) HASSETT, ROBERT	17	:28.17	4) ARMSTRONG, BJ	15	:23.20						
		:32.52			:25.73						
14) RALEIGH, NC			3:36.95		3:36.96						
1) CROWDER, JASON	18	:25.48	3) HUDSON, SCOTT	16	:24.29						
		:27.24			:29.23						
2) WRIGHT, GRAHAM	17	:29.08	4) LEISER, GRAEME	16	:22.39						
		:33.73			:25.52						
15) WAYNESBORO, VA			3:36.98		3:37.36						
1) THOMSON, MATTHEW	17	:25.76	3) DARIN, MIKE	15	:24.70						
		:26.82			:29.38						
2) WOODWORTH, TOM	18	:27.84	4) MULDER, LUI	16	:23.84						
		:32.63			:26.39						
16) RED BANK, NJ			3:35.78		3:38.37						
1) WILKENS, TOM	17	:26.19	3) FLORIO, PAUL	17	:24.65						
		:27.29			:29.27						
2) MCHUGH, KEVIN	17	:28.77	4) KELLY, ROBERT	18	:23.52						
		:32.19			:26.49						
1) M. E. LYONS, OH			3:29.17		8) UP. MAIN LINE, PA			3:33.84			
1) DOEPKE, BEN	17	:25.81	3) MALES, DOD	16	:15.77	1) DONNELLY, SCOTT	18	:26.39	3) GRAVES, JEFF	17	:23.70
		:28.36			:34.14		:28.23			:28.22	
2) MIKSA, DAVIDE	17	:28.03	4) SCHEER, KARL	18	:22.03	2) CLARK, GRANT	14	:28.29	4) FURLONG, MIKE	16	:22.65
		:31.31			:23.72		:31.71			:24.65	
2) AURORA, IL			3:32.53		9) SOMERSET HILL, NJ			3:34.43			
1) NELSON, DAVE	18	:26.23	3) COCHRAN, DAMON	17	:23.88	1) PFARRER, BRIAN	18	:25.93	3) GALLER, MARK	17	:23.81
		:27.44			:27.85		:26.92			:27.68	
2) SCHULTZ, JOSH	17	:27.00	4) LARKIN, BRIAN	17	:22.25	2) HASSETT, ROBERT	17	:28.37	4) ARMSTRONG, BJ	15	:23.66
		:32.53			:25.35		:32.59			:25.47	
3) HARRISBURG E, PA			3:32.99		10) LAKELAND HILL, NJ			3:34.70			
1) KLINEFELTER, SETH	16	:26.48	3) SELGAS, TIM	18	:24.03	1) ELKO, BRIAN	14	:26.12	3) COHEN, BRIAN	16	:24.17
		:28.06			:29.61		:28.39			:28.55	
2) LINN, JEREMY	17	:26.25	4) BILLETT, CHRIS	19	:22.26	2) BOARDMAN, DAVID	16	:27.27	4) RUSSELL, DAN	14	:22.70
		:30.77			:25.53		:31.81			:25.69	
4) HOUSTON, TX			3:33.15		11) SARASOTA, FL			3:35.35			
1) KASCHIK, NICHOLAS	14	:25.95	3) ARCHER, CHRIS	15	:23.87	1) CHAMPNEY, TIM	15	:25.81	3) ESPOSITO, JASON	18	:24.78
		:26.61			:28.13		:27.84			:29.28	
2) ROBINSON, ANTHONY	13	:28.59	4) WILLIS, KENT	18	:22.67	2) DEERING, TODD	16	:27.78	4) BRUENNING, JOHN	17	:22.79
		:32.83			:24.50		:32.52			:25.35	
5) NAPERVILLE, IL			3:33.52		12) RED BANK, NJ			3:35.78			
1) SUZZI, ANTHONY	17	:25.94	3) CLAUS, RYAN	17	:24.16	1) WILKENS, TOM	17	:26.14	3) FLORIO, PAUL	17	:24.95
		:27.43			:28.11		:27.12			:29.14	
2) MURPHY, BRIAN	17	:27.81	4) SMYSER, CHRISTOPH	16	:22.68	2) MCHUGH, KEVIN	17	:27.62	4) KELLY, ROBERT	18	:23.54
		:32.23			:25.16		:31.54			:25.73	
6) FLUSHING, NY			3:33.65		13) WINSTON-SALEM, NC			3:35.86			
1) BARTZ, MICHAEL	15	:25.87	3) RUBINO, FRANK	17	:23.86	1) HALL, MATT	15	:27.92	3) BLACK, ALEX	18	:23.71
		:27.09			:28.55		:29.21			:27.56	
2) MONTGOMERY, JONAH	17	:28.15	4) STRAUSS, PETER	15	:23.34	2) ZULEGAR, CHAD	17	:28.47	4) TRIBBLE, BRIAN	18	:21.84
		:31.01			:25.78		:32.82			:24.33	
7) ROCHESTER, MI			3:33.73		14) WILTON, CT			3:36.76			
1) OLSON, PJ	17	:26.38	3) SUGRUE, MIKE	16	:23.78	1) KACENGA, MATT	17	:26.75	3) SINGER, GREG	17	:25.65
		:27.46			:28.07		:28.11			:29.91	
2) DIAZ, BRIAN	16	:28.56	4) EHLEN, KEN	18	:22.04	2) KRETER, JUSTIN	17	:27.90	4) STACEY, GREG	16	:22.37
		:32.88			:24.56		:31.60			:24.47	

( CONTINUED ON NEXT PAGE )

EVENT: 38 BOY'S 400 YARDS		MEDLEY RELAY		(CONTINUED)			
15) RALEIGH, NC			3:36.95	27) G. NIPPERT, OH		3:40.53	
1) CROWDER, JASON	18	:25.63		1) MELILLO, BEN	17	:28.25	3) DRYER, IKE
		:26.64				:29.11	17
2) WRIGHT, GRAHAM	17	:28.97		2) DEW, ROB	17	:28.38	4) SMITH, MATT
		:33.64				:33.58	17
16) WAYNESBORO, VA			3:36.98	28) WESTFIELD, NJ			3:40.59
1) THOMSON, MATTHEW	17	:25.59		1) KENDALL, TODD	16	:26.90	3) POLLACK, TED
		:26.63				:27.94	16
2) WOODWORTH, TOM	18	:27.65		2) SMITH, TIM	17	:28.84	4) LURICH, PAUL
		:32.36				:33.54	17
17) BIRMINGHAM, MI			3:37.03	29) MCKINLEY, IL			3:40.60
1) POPLOSKIE, JON	18	:26.37		1) ELDER, PAT	18	:27.84	3) DUNN, DAVID
		:27.64				:28.43	17
2) TENNYSON, CHRIS	15	:28.09		2) RODGERS, ELLIOTT	17	:28.61	4) O'DONNELL, ERICH
		:32.21				:34.45	16
18) HAMDEN, CT			3:37.12	30) SPRINGFIELD, OH			3:40.90
1) KENNEDY, JACK	16	:26.93		1) KAMINSKI, JOCHEN	18	:26.92	3) BELL, JEFF
		:29.30				:27.87	16
2) ROSENTHAL, JEREMY	18	:27.14		2) CREMEANS, TRAVIS	17	:29.41	4) BURCHAM, BROCK
		:31.59				:36.15	15
19) LYNCHBURG, VA			3:37.17	31) HAMILTON, NJ			3:41.20
1) SMITH, CLYDE	16	:26.65		1) MILLER, ROBERT	16	:28.64	3) YAMAMOTO, JIN
		:28.06				:29.46	18
2) KING, GREG	19	:27.97		2) CARLIDGE, BRENDA	18	:27.97	4) KANE, ROBERT
		:32.25				:31.92	19
20) BURLINGTON, NJ			3:38.50	32) SPARTANBURG, SC			3:41.27
1) SHELDEN, JOHN	18	:25.85		1) SAWYER, WESLEY	15	:27.38	3) MORROW, WESLEY
		:42.44				:28.32	15
2) QUINN, GAVIN	15	:46.45		2) GRIFFIN, JAY	18	:28.68	4) VAUGHAN, JOEL
		:24.62				:33.11	16
21) READINGS, PA			3:39.32	33) KALAMAZOO, MI			3:41.75
1) EISENHOFER, JUST	16	:26.81		1) ROBBINS, BRETT	16	:26.78	3) ROBERTS, MARK
		:28.57				:28.65	15
2) TROY, SCOTT	17	:26.78		2) GLISTA, STEVE	16	:29.21	4) TAYLOR, JAMIE
		:30.65				:34.43	17
22) BLOOMSBURG, PA			3:39.39	34) KETTERING, OH			3:42.13
1) ZENYUH, JAMES	16	:26.81		1) SHEA, PAT	15	:28.51	3) LEIBOLD, JOE
		:27.82				:31.01	17
2) KLEIN, STEVE	17	:29.42		2) HOUSTON, MARK	16	:27.42	4) BORCHERS, JOHN
		:34.16				:32.38	16
23) SAN PEDRO, CA			3:39.60	35) MANSFIELD, OH			3:42.59
1) IGNACIO, PHILLIP	14	:27.60		1) PALENSHIUS, DIRK	17	:27.12	3) PARSONS, BRYAN
		:29.07				:28.70	16
2) IGNACIO, PATRICK	15	:28.22		2) SWARNER, SEAN	18	:30.21	4) PARSONS, STEVE
		:32.48				:35.68	19
24) BEAVERCREEK, OH			3:39.83	36) NW DUPAGE, IL			3:43.01
1) MITCHELL, HEATH	15	:28.05		1) MURPHY, GLENN	17	:28.95	3) ACKERT, STEPHEN
		:29.32				:30.41	15
2) KEIM, JOHN	18	:29.26		2) BRUESCH, JOHN	15	:27.54	4) SZWEDA, BRYAN
		:33.55				:31.38	15
25) ROANOKE, VA			3:40.03	37) HUNTINGTON, NY			3:43.34
1) FELDMAN, DAVID	17	:26.92		1) CHEN, JEFFREY	16	:27.69	3) HARVEY, BILL
		:28.11				:29.32	17
2) MCLEOD, MATHEW	15	:28.60		2) CAMPEA, SCOTT	18	:27.66	4) HOLLWEG, TOM
		:33.53				:31.16	18
26) CAPE ANN, MA			3:40.10	38) SOMERSET V, NJ			3:43.80
1) WEISBURG, JEFF	16	:27.75		1) UKEN, DON	17	:27.97	3) KLEIN, CHRIS
		:29.07				:29.14	15
2) VIRDEN, TYLER	17	:27.19		2) SHERMAN, SCOTT	18	:28.32	4) RUZAK, MITCHELL
		:31.28				:32.78	18

( CONTINUED ON NEXT PAGE )

EVENT: 38 BOY'S 400 YARDS MEDLEY RELAY		(CONTINUED)	
39) NEW CANAAN, CT	3:44.03	51) ELGIN, IL	3:46.42
1) FULLILOVE, ADAM 16 :26.64	3) FINE, DAVID 16 :25.20	1) NOBACK, CHARLES 17 :28.21	3) CULVER, BEN 16 :25.87
:27.12	:30.29	:29.34	:29.62
2) CROSBY, CHANDLER 15 :30.58	4) FORTMAN, JEFF 16 :24.28	2) SCHMIDT, MIKE 16 :29.21	4) JONES, KEVIN 18 :22.97
:34.43	:25.49	:35.65	:25.55
40) ANN ARBOR, MI	3:44.21	52) UP. MONTGOMERY, MD	3:46.94
1) McVITTIE, MATTHEW 16 :27.69	3) KORSEDAL, BRIAN 16 :25.69	1) DOUGLAS, CARLOS 16 :28.13	3) WHITE, KELLY 16 :24.89
:28.29	:31.94	:30.05	:30.06
2) KIM, MICHAEL 16 :29.76	4) KORSEDAL, BOB 18 :23.70	2) GOMETSKI, DAN 14 :29.74	4) GOLDSTEIN, ERIC 14 :23.78
:33.93	:23.21	:34.00	:26.29
40) RIDGEWOOD, NJ	3:44.21	53) GRAND RAPIDS, MI	3:46.99
1) FISCHER, MICHAEL 17 :27.90	3) POGGI, PAUL 15 :25.06	1) MUSIACZYK, MARTI 17 :28.22	3) BOYCE, ANDREW 15 :24.47
:28.98	:29.72	:30.05	:29.79
2) GEDZELMAN, EVAN 16 :28.55	4) STOVEKEN, ERIC 18 :23.08	2) DOOLEY, MICHAEL 17 :29.17	4) FLIKKEMA, BRAD 14 :23.57
:35.09	:25.83	:35.52	:26.20
42) CHESHIRE, CT	3:44.73	54) SEVERNA PARK, MD	3:47.39
1) VOELKER, RAY 18 :26.41	3) BURNS, ERIC 18 :25.92	1) BAUER, ANDY 18 :26.92	3) SCHEIER, CHRIS 16 :25.81
:27.92	:31.02	:29.22	:30.25
2) MCGAVRAN, DAVE 17 :29.35	4) HUESTON, KERRY 17 :22.98	2) TIGNOR, PAUL 13 :29.89	4) TURNEY, ADAM 17 :24.62
:35.36	:25.77	:33.62	:27.06
43) FAIRFIELD, CT	3:44.74	55) COUNTRYSIDE, OH	3:47.72
1) BAUDER, DAN 17 :26.16	3) BROPHY, CHRIS 18 :23.96	1) HILGENFELD, BRAD 16 :28.65	3) DAVIS, JASON 18 :24.56
:28.03	:27.79	:29.61	:28.61
2) MAHER, MIKE 13 :31.31	4) CULLINAN, KEVIN 15 :24.33	2) ABELL, PATRICK 17 :30.41	4) STIGALL, SHAUN 15 :23.32
:36.66	:26.50	:36.76	:25.00
44) FAIRFIELD, OH	3:44.86	56) CHAR'VILLE, VA	3:47.99
1) GUIBORD, BRIAN 17 :26.82	3) INFANTINO, MATT 17 :25.25	1) SNYDER, ASHLEY 14 :28.59	3) CAPPS, TIM 16 :25.22
:28.38	:29.24	:30.22	:29.83
2) PACKER, CHAD 18 :30.17	4) ANGUS, STEVE 17 :23.68	2) HOELLER, DAN 16 :29.15	4) HOELLER, DAVID 14 :24.79
:34.53	:25.99	:33.17	:27.02
45) WILMINGTON, NC	3:45.03	57) ASHTABULA, OH	3:48.45
1) RICHARDS, LEE 17 :26.61	3) MASON, DAVE 17 :25.55	1) THORNTON, MATT 15 :30.10	3) HUTCHINS, MIKE 18 :24.36
:27.77	:30.83	:31.13	:29.53
2) WALTON, THOMAS 15 :30.29	4) ALLEN, MATTHEW 16 :23.06	2) BRANT, TREVOR 15 :29.44	4) ROSSITER, JOE 16 :23.15
:35.84	:25.08	:35.07	:25.65
46) GLENDALE, CA	3:45.06	58) FRANKLIN, PA	3:48.55
1) AKOPYAN, RAYMOND 18 :28.98	3) STEWART, CHRIS 15 :26.28	1) LIVEZEY, DARREN 14 :27.49	3) CHALOT, BEN 16 :25.74
:30.05	:30.48	:29.61	:30.82
2) ZUAZUA, REUBEN 17 :28.05	4) BRENDE, STEVEN 13 :23.44	2) FINDLAN, ANDY 18 :29.50	4) FERRANG, STEPHEN 15 :23.95
:32.15	:24.83	:34.55	:26.89
47) AUBURN, NY	3:45.38	59) ASHLAND, OH	3:49.07
1) DELFAVERO, NIK 17 :25.98	3) DELLOSTRITTO, DOU 17 :25.37	1) HENIKMAN, ROB 15 :28.22	3) JOHNSON, JOE 18 :26.13
:27.55	:30.66	:30.32	:30.03
2) MCMILLAN, JASON 18 :29.91	4) CIERI, JOE 17 :23.11	2) GRAY, RYAN 19 :29.53	4) SILDY, STEVE 18 :23.14
:36.03	:26.77	:35.56	:24.14
48) FARGO, ND	3:45.74	60) ST CHARLES, MD	3:49.81
1) PARSON, PAUL 17 :28.51	3) JILEK, DAVID 17 :25.16	1) WAMPLER, MATT 14 :27.59	3) IWASZKOWLER, JON 17 :25.69
:29.51	:29.81	:29.04	:30.47
2) SAUVEGEAU, SETH 16 :28.53	4) SCHINDLER, JAY 16 :23.54	2) KNAPP, BRYAN 12 :30.70	4) HERMAN, NEAL 15 :23.15
:33.34	:27.34	:36.00	:27.09
49) PULASKI, VA	3:45.90	61) FRANKFORT, KY	3:50.03
1) JENNINGS, RICKIE 15 :27.53	3) HUGHSTON, WHIT 15 :26.20	1) SATTERLY, NEAL 15 :28.47	3) BREECK, KEVIN 15 :26.49
:29.03	:31.59	:29.99	:30.40
2) DUNAWAY, SCOTT 17 :29.46	4) MANNING, BRIAN 17 :22.67	2) CAREY, PETE 15 :30.13	4) DUNN, JONATHAN 15 :23.43
:34.64	:24.78	:34.88	:26.24
50) SCHROEDER, WI	3:46.36	62) TOWSON, MD	3:50.15
1) CROW, TRAVIS 13 :30.33	3) WHOWELL, STEELE 16 :25.57	1) MOORE, JEFF 18 :28.57	3) JACOBY, GREG 18 :26.15
:32.77	:29.16	:29.39	:31.48
2) LEE, KRISTIAN 14 :27.17	4) SARGET, JEFF 15 :23.06	2) DONLER, STEVEN 18 :30.33	4) BAUER, MARK 16 :23.44
:31.84	:26.46	:34.09	:26.70

( CONTINUED ON NEXT PAGE )

EVENT: 38 BOY'S 400 YARDS MEDLEY RELAY (CONTINUED)

63) N. MIDDLESEX, CT			3:50.21	67) GREEN BAY, WI			3:52.43				
1) KORITKOSKI, DAVE	15	:27.60		1) WEINHOLD, MARK	18	:26.75	3) CLASSON, DAVE	16	:25.90		
		:30.11				:29.10			:31.90		
2) SIDOTI, MIKE	15	:31.26	4) KORITKOSKI, JOHN	17	:23.34	2) VANDENWYMELENBERG	15	:31.49	4) GOEBEN, TIM	23	:23.44
		:35.39				:36.50					:27.35
64) HUNTINGTON, WV			3:50.64	68) PHOENIXVILLE, PA			3:53.06				
1) KING, JEREMY	18	:28.67		1) SCHELL, MIKE	17	:27.71	3) JACOBS, JJ		:26.38		
		:29.40				:29.48			:32.19		
2) OLSON, SCOTT	16	:29.56	4) BAKER, CHRISTOPHE	16	:23.74	2) UMBACH, MARK	16	:30.52	4) BRUCKER, BRIAN	18	:24.74
		:34.83				:34.09					:27.95
65) OLD COLDNY, MA			3:50.90	69) EAU CLAIRE, WI			3:57.11				
1) MAJERAN, ERIC	16	:29.35		1) LORENTZ, CHAD	18	:30.65	3) MILNE, BILL	17	:25.48		
		:31.33				:33.07			:31.33		
2) NOONAN, SEAN	17	:29.62	4) CURTIS, JAMES	17	:23.88	2) LOTHE, KRAIG	17	:29.41	4) GABLER, BILL	18	:23.42
		:35.48				:35.58					:28.17
66) NORTH CANTON, OH			3:51.63	YOUNGSTOWN, OH			DISQUAL				
1) MCCANN, TIM	15	:28.20		1) MCATT, GREG	15	:28.72	3) CYWINSKI, JOSH	17	:28.09		
		:29.51				:31.15			:33.67		
2) JOHNSON, MATT	15	:29.18	4) STAMATES, JOHN	16	:24.46	2) PORTO, MARVEL	17	:31.10	4) LAYDA, BLAKE	16	:25.11
		:34.27				:37.01					DISQUAL

EVENT: 39 GIRL'S 1650 YARDS FREESTYLE  
 NATIONAL RECORD 16:23.24 B. BOWMAN B. R. RYALL, IL  
 QUALIFYING FOR NATIONALS 18:06.59

\*\*\*\*\* APRIL 8, 1993 \*\*\*\*\*  
 1986

FINAL RESULTS TIMED FINALS

RANK	NAME	YEAR	TEAM	TIME
1)	BLACK, SUZANNE	15	WINSTON-SALEM, NC	16:35.41
	:27.68 :29.36	:29.80 :29.78	:29.78 :30.01	
	:29.97 :30.03	:30.15 :30.14	:30.23 :30.02	
	:30.28 :30.25	:30.32 :30.34	:30.36	
2)	LINDBLOM, AMY	15	WILTON, CT	16:47.18
	:28.12 :29.64	:29.91 :30.18	:30.38 :30.57	
	:30.59 :30.54	:30.56 :30.58	:30.53 :30.65	
	:30.60 :30.71	:30.66 :30.73	:30.82	
3)	WHITE, JAMI	17	NW DUPAGE, IL	16:47.72
	:27.92 :29.70	:30.23 :30.23	:30.29 :30.36	
	:30.73 :30.69	:30.50 :30.61	:30.57 :30.63	
	:30.56 :30.79	:30.68 :30.86	:30.89	
4)	VEAZEY, MELANIE	15	HAMDEN, CT	16:56.68
	:27.70 :30.46	:30.84 :31.16	:31.21 :31.15	
	:31.17 :31.11	:30.96 :31.09	:31.09 :30.91	
	:31.03 :31.04	:30.92 :30.68	:30.80	
5)	COLEMAN, COURTNEY	15	NW DUPAGE, IL	17:02.57
	:27.56 :30.19	:30.88 :30.85	:30.87 :31.00	
	:31.01 :31.17	:30.95 :31.23	:31.24 :31.07	
	:31.34 :31.42	:31.37 :31.33	:31.21	
6)	SILVA, LAUREN	13	AURORA, IL	17:05.65
	:28.51 :30.54	:30.90 :30.77	:31.13 :31.19	
	:30.96 :31.06	:31.04 :31.23	:31.02 :31.23	
	:30.90 :31.29	:30.93 :31.18	:30.74	
7)	BOWMAN, BAMBI	19	SARASOTA, FL	17:09.68
	:27.81 :29.97	:30.14 :30.49	:30.65 :30.48	
	:30.58 :30.66	:30.99 :30.98	:30.78 :30.98	
	:30.95 :31.21	:31.73 :31.73	:31.49	
8)	ARMITAGE, KATHERYN	14	HAMDEN, CT	17:18.19
	:28.78 :30.82	:30.86 :31.29	:31.17 :31.15	
	:31.26 :31.71	:31.44 :31.40	:31.39 :31.60	
	:31.52 :31.71	:31.76 :31.73	:31.54	
9)	DORMER, DINA	16	UP. MAIN LINE, PA	17:18.54
	:28.78 :31.00	:31.31 :31.36	:31.32 :31.52	
	:31.48 :31.63	:31.79 :31.46	:31.74 :31.62	
	:31.69 :31.71	:31.59 :31.81	:31.82	
10)	O'DONNELL, AMY	16	UP. MAIN LINE, PA	17:20.11
	:28.73 :30.80	:30.95 :31.33	:31.17 :31.48	
	:31.55 :31.34	:31.46 :31.51	:31.62 :31.32	
	:31.71 :31.48	:31.63 :31.59	:31.65	
11)	SIMPSON, CHARLOTTE	16	WILTON, CT	17:20.89
	:29.36 :31.14	:31.46 :31.58	:31.69 :31.80	
	:31.79 :31.59	:31.83 :32.07	:31.55 :31.69	
	:31.69 :31.82	:31.74 :31.74	:31.79	
12)	SMELLY, LEANNE	18	READING, PA	17:28.59
	:28.89 :30.68	:30.77 :31.25	:31.30 :31.36	
	:31.66 :31.84	:31.78 :31.98	:31.86 :32.05	
	:31.87 :32.04	:31.96 :32.00	:32.10	
13)	HEEBNER, HILLARY	16	READING, PA	17:32.99
	:28.09 :30.73	:31.33 :31.61	:31.65 :31.66	
	:31.76 :31.72	:31.82 :32.17	:32.17 :32.29	
	:31.97 :32.11	:32.37 :32.25	:32.16	
14)	BOROWSKI, SARAH	17	SPARTANBURG, SC	17:34.44
	:28.87 :30.68	:31.03 :30.91	:30.97 :31.02	
	:31.40 :31.53	:31.55 :32.16	:32.17 :31.87	
	:32.13 :32.20	:32.34 :32.18	:32.71	
15)	CASSIN, EILEEN	17	M. E. LYONS, OH	17:39.28
	:29.94 :31.96	:31.47 :31.73	:31.99 :32.09	
	:31.73 :31.81	:31.86 :31.77	:31.84 :32.07	
	:31.93 :32.02	:31.99 :32.34	:31.98	
16)	FLYNN, MEGAN	14	MCKINLEY, IL	17:40.24
	:29.25 :31.02	:31.50 :31.72	:32.10 :32.17	
	:32.16 :32.40	:32.39 :32.48	:32.53 :32.85	
	:32.56 :32.61	:32.11 :32.19	:32.20	
17)	SEIGEL, COURTNEY	17	UP. MAIN LINE, PA	17:46.69
	:28.64 :30.79	:31.15 :31.59	:31.53 :31.76	
	:32.15 :32.19	:31.95 :32.54	:32.50 :32.53	
	:32.87 :32.94	:32.75 :32.83	:32.60	
18)	ROARK, TARA	14	NW DUPAGE, IL	17:46.78
	:29.35 :31.40	:32.10 :31.85	:32.49 :32.14	
	:32.41 :32.28	:32.48 :32.70	:32.48 :32.39	
	:32.91 :32.29	:32.63 :32.77	:32.62	
19)	SCHWANBECK, REBECCA	16	WILTON, CT	17:52.65
	:29.90 :31.64	:31.69 :32.35	:32.27 :32.41	
	:32.61 :32.75	:32.97 :33.07	:32.94 :33.00	
	:32.70 :32.73	:32.60 :33.45	:32.90	
20)	POLITO, EMILY	15	JULIET, IL	17:53.53
	:29.63 :31.54	:31.49 :31.81	:32.46 :32.19	
	:32.13 :32.39	:32.53 :32.39	:32.27 :32.89	
	:32.04 :32.72	:32.82 :32.46	:32.84	

( CONTINUED ON NEXT PAGE )

EVENT: 39 GIRL'S 1650 YARDS FREESTYLE

(CONTINUED)

21)	ANGERSTEIN, CATHY	18 HOUSTON, TX	17:53.64
	:29.68 :31.61	:31.98 :32.11	:32.33 :32.49
	:32.57 :32.22	:32.40 :32.46	:32.52 :32.62
	:32.41 :32.57	:32.52 :32.65	:32.72
22)	SMITH, JESSIE	18 COUNTRYSIDE, OH	17:54.36
	:30.18 :31.71	:32.31 :32.26	:32.37 :32.42
	:32.51 :32.54	:32.55 :32.76	:32.71 :32.82
	:32.86 :32.73	:32.69 :32.62	:32.76
23)	WEBSTER, NOEL	18 COUNTRYSIDE, OH	17:54.81
	:29.41 :30.89	:31.46 :31.39	:31.54 :31.56
	:31.81 :31.96	:32.07 :32.10	:32.97 :32.81
	:33.07 :33.14	:33.15 :33.18	:32.90
24)	KOWAL, MOLEN	13 ANN ARBOR, MI	17:55.20
	:29.29 :31.84	:32.30 :32.28	:32.19 :32.26
	:32.35 :32.37	:32.55 :32.53	:32.44 :32.95
	:32.49 :32.43	:32.74 :32.50	:32.46
25)	MARKS, MELISSA	15 STATE COLLEGE, PA	17:56.25
	:29.91 :32.25	:32.51 :32.69	:33.02 :32.71
	:32.86 :32.78	:32.86 :32.80	:32.89 :33.04
	:33.05 :32.95	:33.10 :33.01	:32.84
26)	BRYAN, JENELLE	13 HAVERHILL, MA	17:57.72
	:29.81 :32.29	:32.36 :33.00	:33.62 :33.05
	:33.37 :33.08	:33.15 :32.78	:32.57 :32.91
	:32.63 :32.41	:32.60 :32.65	:32.86
27)	AMEZQUITA, CHRISTINA	16 SOMERSET HILL, NJ	17:57.98
	:29.20 :31.12	:32.26 :32.54	:32.87 :32.30
	:32.27 :32.58	:32.25 :32.70	:32.42 :32.59
	:32.70 :32.85	:32.41 :32.79	:33.06

28)	DANENHOMER, ANNE	13 MCKINLEY, IL	17:59.14
	:29.97 :32.09	:32.78 :32.41	:32.68 :32.90
	:32.86 :33.05	:32.71 :32.95	:32.95 :32.65
	:32.84 :32.74	:32.57 :32.70	:32.87
29)	TRIBOU, PAIGE	14 GOLDSBORO, NC	18:00.60
	:28.74 :32.03	:32.45 :32.03	:32.40 :32.93
	:33.24 :33.05	:33.58 :32.64	:33.00 :32.38
	:33.18 :32.61	:33.30 :32.86	:32.61
30)	MUSK, STEPHANIE	17 M.E. LYONS, OH	18:03.04
	:29.96 :31.84	:31.68 :31.68	:32.13 :32.33
	:32.64 :33.00	:33.06 :32.88	:32.67 :32.96
	:32.93 :32.98	:33.08 :32.68	:32.85
31)	PYLE, JAIME	15 RAPPANNOCK, VA	18:08.89
	:29.87 :31.98	:32.45 :32.74	:32.93 :32.96
	:32.98 :33.01	:33.12 :33.14	:33.00 :32.87
	:33.17 :33.61	:32.98 :33.17	:33.22
32)	LEONARD, JACY	13 MACOMB, MI	18:09.13
	:29.21 :31.48	:32.85 :32.37	:32.19 :32.29
	:32.59 :32.20	:32.15 :32.27	:32.45 :32.25
	:32.78 :33.11	:32.38 :32.87	:33.07
33)	DAVIS, HEATHER	16 COUNTRYSIDE, OH	18:47.82
	:30.06 :32.08	:32.58 :33.27	:33.27 :33.74
	:33.62 :34.07	:34.16 :33.90	:34.13 :34.42
	:34.34 :34.54	:34.15 :34.22	:34.45

EVENT : 40 BOY'S 1650 YARDS FREESTYLE  
 NATIONAL RECORD 15:19.24 D.SIMS JOLIET, IL  
 QUALIFYING FOR NATIONALS 17:12.39

\*\*\*\*\* APRIL 8, 1993 \*\*\*\*\*  
 1988

FINAL RESULTS TIMED FINALS

RANK	NAME	YEAR	TEAM	TIME
1)	WILLIS, KENT	18	HOUSTON, TX	15:40.54
	:25.87 :27.55	:28.39 :28.55	:28.82 :28.57	
	:28.64 :28.47	:28.46 :28.61	:28.44 :28.69	
	:28.45 :28.14	:28.74 :28.86	:28.63	
2)	HOUCK, TOM	17	READING, PA	15:42.30
	:25.57 :27.70	:28.64 :28.45	:28.40 :28.46	
	:28.79 :28.31	:28.36 :28.61	:28.45 :28.23	
	:28.27 :28.52	:28.80 :28.41	:28.60	
3)	SULLIVAN, JAMES	16	RIDGEWOOD, NJ	15:57.27
	:26.34 :27.98	:28.33 :28.57	:28.86 :28.81	
	:28.74 :28.90	:29.23 :29.03	:28.99 :29.01	
	:28.91 :29.07	:29.15 :29.27	:29.41	
4)	COURY, KHALED	15	SARASOTA, FL	15:58.92
	:26.44 :28.07	:28.52 :28.78	:29.11 :29.02	
	:28.86 :28.80	:29.02 :29.10	:29.21 :29.00	
	:29.40 :29.24	:29.33 :29.32	:29.46	
5)	DURKIN, MATT	18	CLERMONT, OH	16:01.18
	:26.64 :28.50	:29.00 :28.49	:28.99 :29.07	
	:29.04 :29.37	:29.03 :29.20	:29.54 :29.42	
	:29.38 :29.36	:29.58 :29.22	:29.11	
6)	GRIFFIN, JAY	18	SPARTANBURG, SC	16:05.99
	:25.84 :27.73	:28.44 :28.71	:28.75 :28.83	
	:29.16 :29.03	:29.23 :29.13	:29.45 :29.32	
	:29.57 :29.78	:29.57 :29.67	:29.58	
7)	ALLEN, MATTHEW	16	WILMINGTON, NC	16:06.42
	:26.30 :28.93	:29.56 :29.26	:29.19 :29.47	
	:29.42 :29.54	:29.19 :29.18	:29.25 :29.34	
	:29.36 :29.31	:29.27 :29.37	:29.32	
8)	SAWYER, WESLEY	15	SPARTANBURG, SC	16:07.94
	:25.66 :28.86	:28.88 :29.28	:29.09 :29.86	
	:29.25 :29.50	:29.51 :29.44	:29.55 :29.70	
	:29.74 :29.78	:30.03 :29.65	:29.50	
9)	MANNING, BRIAN	17	PULASKI, VA	16:12.39
	:26.57 :28.83	:29.36 :29.30	:28.83 :29.23	
	:29.20 :29.28	:29.69 :29.36	:29.30 :29.49	
	:29.36 :29.89	:29.95 :30.10	:29.97	

10)	FIGHTMASTER, JASON	18	G. NIPPERT, OH	16:14.74
	:26.80 :28.73	:28.77 :29.04	:28.96 :29.03	
	:29.16 :29.22	:29.40 :29.32	:30.02 :29.97	
	:30.04 :30.06	:30.01 :29.77	:29.65	
11)	MARCOTTE, JAMIE	17	M.E. LYONS, OH	16:19.06
	:27.99 :30.04	:30.54 :29.73	:29.74 :30.02	
	:29.74 :29.92	:30.08 :29.95	:29.75 :29.69	
	:29.56 :29.86	:29.75 :29.46	:29.90	
12)	BRENDE, DAVID	16	GLENDALE, CA	16:21.56
	:27.78 :29.21	:29.88 :30.07	:30.30 :29.59	
	:29.50 :29.69	:29.71 :29.96	:29.71 :29.97	
	:29.43 :29.60	:29.29 :29.98	:30.18	
13)	LEONARD, MARK	15	MACOMB, MI	16:24.53
	:25.92 :28.03	:29.37 :29.77	:29.83 :30.22	
	:29.83 :30.47	:30.44 :30.35	:30.24 :29.95	
	:30.41 :30.58	:30.42 :30.60	:30.25	
14)	FERRIS, CHRIS	16	MAPERVILLE, IL	16:27.91
	:26.34 :29.12	:29.42 :29.82	:29.56 :29.70	
	:29.49 :30.00	:29.96 :29.74	:29.60 :29.68	
	:29.76 :29.62	:29.69 :29.78	:29.84	
15)	CADMAN, BRIAN	15	HAMDEN, CT	16:28.89
	:26.75 :29.24	:29.54 :29.70	:29.69 :29.73	
	:29.89 :30.13	:29.81 :30.01	:30.15 :30.08	
	:30.17 :29.88	:30.04 :29.90	:30.71	
16)	CROWDER, JASON	18	RALEIGH, NC	16:32.67
	:27.59 :29.27	:29.66 :29.95	:30.02 :29.88	
	:29.75 :30.06	:30.15 :30.07	:30.02 :30.17	
	:30.33 :30.52	:30.07 :30.16	:30.28	
17)	CAVALCANTE, MAURICIO	15	HOUSTON, TX	16:34.61
	:27.21 :29.31	:29.58 :29.90	:30.20 :30.05	
	:30.00 :30.61	:30.58 :30.50	:30.38 :30.45	
	:30.84 :30.62	:30.59 :30.45	:30.35	
18)	BRIENNING, JOHN	17	SARASOTA, FL	16:35.78
	:26.23 :28.47	:29.06 :29.51	:29.59 :29.96	
	:29.28 :29.70	:29.88 :30.08	:30.22 :30.56	
	:30.17 :30.62	:30.28 :30.53	:30.58	

( CONTINUED ON NEXT PAGE )

EVENT: 40 BOY'S 1650 YARDS FREESTYLE

(CONTINUED)

19) ACKERT, STEPHEN	15 NW DUPAGE, IL	16:36.86	30) HERRINGTON, ROBERT	17 SARASOTA, FL	16:51.76
:26.03 :28.75	:29.11 :28.99	:29.95 :30.59	:27.57 :29.74	:30.11 :30.29	:30.48 :30.77
:30.25 :30.75	:30.90 :30.81	:30.82 :30.59	:30.90 :30.52	:31.05 :30.72	:31.17 :30.29
:30.10 :30.41	:30.66 :30.42	:30.80	:30.61 :31.12	:30.36 :30.47	:30.59
20) HARTIG, JOSH	17 COUNTRYSIDE, OH	16:37.41	31) CAPEN, TODD	14 NAPERVILLE, IL	16:52.62
:27.27 :29.91	:29.82 :29.97	:29.96 :30.26	:26.83 :29.18	:30.59 :30.83	:30.94 :30.47
:29.84 :29.96	:30.59 :30.49	:30.27 :30.35	:30.46 :30.82	:30.84 :30.84	:30.78 :30.84
:30.63 :30.68	:30.68 :30.37	:30.31	:30.88 :31.14	:31.15 :30.73	:31.03
21) MORTENSEN, JON	16 STATE COLLEGE, PA	16:38.63	32) STEWARD, OSSIE	14 WAYNESBORO, VA	16:53.21
:28.52 :30.13	:30.19 :30.64	:30.83 :30.30	:27.65 :30.58	:30.63 :30.50	:30.33 :30.12
:30.26 :30.06	:29.92 :30.05	:30.35 :30.11	:30.35 :30.49	:30.70 :30.88	:30.36 :30.33
:29.98 :30.27	:29.99 :30.15	:30.11	:31.08 :30.80	:31.01 :30.54	:30.72
22) FULLING, BRIAN	17 MCKINLEY, IL	16:39.86	33) ROYER, RON	17 ROCHESTER, MI	16:55.60
:26.77 :28.95	:29.70 :30.10	:30.22 :30.39	:26.59 :29.55	:30.87 :30.34	:30.50 :30.50
:30.62 :30.63	:30.64 :30.44	:30.22 :30.51	:30.45 :30.73	:30.86 :31.04	:30.74 :30.99
:30.56 :30.29	:30.32 :30.32	:30.49	:31.16 :31.23	:31.07 :31.33	:31.11
23) REEDER, KEVIN	16 HAMDEN, CT	16:40.33	34) VISCO, VINCENT	16 SAN PEDRO, CA	16:56.88
:26.73 :29.07	:30.14 :30.44	:30.22 :30.16	:26.27 :29.44	:30.52 :30.89	:30.87 :31.01
:30.12 :30.20	:30.13 :30.08	:30.33 :30.44	:31.19 :30.58	:31.24 :31.11	:30.81 :31.28
:30.38 :30.46	:30.58 :30.49	:30.67	:31.55 :31.33	:31.43 :31.08	:31.71
24) FRANK, CURTIS	15 HOUSTON, TX	16:40.83	35) HARVEY, BILL	17 HUNTINGTON, NY	16:56.91
:27.35 :29.24	:30.07 :30.21	:30.49 :30.19	:27.05 :29.06	:29.78 :30.26	:30.06 :30.55
:30.27 :30.30	:30.33 :30.56	:30.18 :30.42	:30.71 :30.77	:31.17 :31.08	:31.39 :31.22
:30.76 :30.58	:30.46 :30.50	:30.52	:31.24 :30.92	:31.43 :31.46	:31.11
25) KELLY, CHRIS	15 RED BANK, NJ	16:41.00	36) COLLETTE, JAY	15 WINSTON-SALEM, NC	17:00.47
:26.27 :28.43	:29.29 :29.67	:29.97 :30.38	:27.99 :29.83	:30.23 :31.16	:30.28 :30.58
:30.42 :30.69	:30.62 :30.70	:30.82 :30.87	:30.66 :30.62	:30.93 :30.74	:30.43 :30.28
:30.96 :30.89	:30.76 :30.98	:30.89	:30.57 :30.91	:31.03 :31.25	:30.93
26) BOHAN, HUMPHREY	17 RIDGEWOOD, NJ	16:42.94	37) DARLING, KEVIN	17 M. E. LYONS, OH	17:00.51
:28.02 :29.99	:30.30 :30.09	:30.50 :30.44	:28.28 :30.05	:30.23 :30.30	:29.93 :30.15
:30.56 :30.76	:30.76 :30.73	:30.43 :30.53	:30.53 :30.46	:30.54 :30.41	:30.33 :30.52
:30.89 :30.33	:30.40 :30.41	:30.49	:30.53 :30.79	:30.94 :30.95	:30.90
27) HALL, MATT	15 WINSTON-SALEM, NC	16:46.49	38) OLSON, SCOTT	16 HUNTINGTON, WV	17:03.98
:26.87 :29.39	:30.47 :30.78	:30.83 :29.94	:27.41 :29.04	:30.14 :30.71	:30.86 :31.34
:30.40 :30.61	:30.49 :30.58	:30.29 :30.51	:31.62 :31.57	:31.42 :31.77	:31.88 :31.62
:30.51 :30.36	:30.54 :30.89	:30.81	:31.51 :31.61	:31.48 :31.83	:31.67
28) BUTLER, MICHAEL	15 ST. AUGUSTINE, FL	16:49.72	39) HILL, MARCUS	15 LYNCHBURG, VA	17:10.95
:26.78 :29.19	:29.68 :30.05	:30.14 :30.87	:25.47 :28.26	:29.47 :30.58	:31.00 :31.39
:30.11 :30.23	:30.04 :30.25	:30.36 :30.36	:31.61 :31.66	:31.56 :31.43	:31.82 :31.26
:30.80 :31.02	:31.13 :30.87	:31.12	:31.59 :31.69	:31.65 :31.96	:32.04
29) EVERTT, KEVIN	18 BOISE, ID	16:50.77	40) VETTER, GEOFF	17 S. NIPPERT, OH	17:18.21
:26.44 :29.05	:30.51 :30.63	:30.79 :30.10	:27.14 :30.55	:31.09 :31.62	:31.18 :31.42
:30.45 :30.62	:31.02 :31.35	:30.94 :30.87	:31.63 :31.30	:31.81 :31.56	:31.24 :31.52
:31.27 :31.34	:31.27 :31.06	:30.56	:32.21 :31.71	:31.87 :31.52	:31.74

1993 NATIONAL SHORT COURSE SWIMMING AND DIVING CHAMPIONSHIPS FT. LAUDERDALE, FLORIDA

RECORDS BROKEN

EVENT 13	GIRL'S 100	YARDS	BACKSTROKE	17 HOUSTON, TX
NEW RECORD: *****	:55.63	BREAUX, ALEGRA	SEVERNA PARK, MD	1992
NATIONAL RECORD	:56.41	NORA GRANNELL		
EVENT 25	GIRL'S 200	YARDS	BACKSTROKE	16 KALAMAZOO, MI
NEW RECORD: *****	1:58.86	TOLEDO, SUZANNE	BLUE ASH, OH	1992
NATIONAL RECORD	2:00.97	BETH JACKSON		
EVENT 35	GIRL'S 100	YARDS	BREASTSTROKE	17 M. E. LYONS, OH
NEW RECORD: *****	1:03.24	GUSTIN, RACHEL	M. E. LYONS, OH	1991
NATIONAL RECORD	1:03.49	RACHEL GUSTIN		
EVENT 37	GIRL'S 400	YARDS	MEDLEY RELAY	M. E. LYONS, OH
NEW RECORD: *****	3:45.71	HOUSTON, TX		1992
NATIONAL RECORD	3:46.24			



1993 NATIONAL SHORT COURSE  
SWIMMING AND DIVING CHAMPIONSHIPS  
FT. LAUDERDALE, FLORIDA

GIRL'S EVENTS

AFTER ACTION REPORT

			***** TRIALS *****					
EVENT			ENTERED	SCRATCHED	SWAM	BQUELIFIED	BESTED	DISQUALIFIED
			RE	ED	ING	REL	ME	IED
1	500 YARDS	FREESTYLE	68	20	48	37	12	0
3	200 YARDS	INDIVIDUAL MEDLEY	118	29	89	65	20	0
5	100 YARDS	FREESTYLE	191	30	161	113	38	1
7	200 YARDS	MEDLEY RELAY	86	2	84	62	49	6
11	200 YARDS	FREESTYLE	101	23	78	55	12	0
13	100 YARDS	BACKSTROKE	204	29	175	118	41	4
15	200 YARDS	BREASTSTROKE	130	13	117	87	43	5
17	100 YARDS	BUTTERFLY	116	17	99	70	30	3
19	400 YARDS	FREESTYLE RELAY	65	3	62	52	34	2
21	400 YARDS	INDIVIDUAL MEDLEY	113	26	87	55	24	7
23	50 YARDS	FREESTYLE	294	49	245	160	43	3
25	200 YARDS	BACKSTROKE	197	24	173	138	78	0
27	800 YARDS	FREESTYLE RELAY	57	1	56	43	21	1
31	200 YARDS	FREESTYLE RELAY	78	3	75	57	34	2
33	200 YARDS	BUTTERFLY	65	11	54	41	21	3
35	100 YARDS	BREASTSTROKE	136	19	117	70	25	3
37	400 YARDS	MEDLEY RELAY	83	0	83	67	35	0
39	1650 YARDS	FREESTYLE	45	12	33	30	22	0
			2147	311	1836	1320	582	50

1993 NATIONAL SHORT COURSE  
SWIMMING AND DIVING CHAMPIONSHIPS  
FT. LAUDERDALE, FLORIDA

GIRL'S EVENTS

AFTER ACTION REPORT

			***** FINALS *****					
EVENT			CUT OFF FOR CONSOLATION	CUT OFF FOR FINALS	BT	BQ	DISQUALIFIED	
					ER	EU	IED	
					TI	TA		
					EL	TL		
					RE	EL		
					ET	RF		
					DI	EY		
					ME	DI		
					ING	NING		
1	500 YARDS	FREESTYLE	5:08.27	5:03.46	11	16	0	
3	200 YARDS	INDIVIDUAL MEDLEY	2:10.13	2:08.91	10	16	0	
5	100 YARDS	FREESTYLE	:53.22	:52.70	12	16	0	
7	200 YARDS	MEDLEY RELAY	1:50.99	1:49.94	10	14	2	
11	200 YARDS	FREESTYLE	1:55.49	1:54.33	11	16	0	
13	100 YARDS	BACKSTROKE	:59.36	:58.54	14	16	0	
15	200 YARDS	BREASTSTROKE	2:26.69	2:24.33	10	16	0	
17	100 YARDS	BUTTERFLY	:59.45	:58.80	8	16	0	
19	400 YARDS	FREESTYLE RELAY	3:38.37	3:35.73	14	15	1	
21	400 YARDS	INDIVIDUAL MEDLEY	4:38.62	4:33.40	13	16	0	
23	50 YARDS	FREESTYLE	:24.55	:24.26	8	16	0	
25	200 YARDS	BACKSTROKE	2:08.39	2:05.45	11	16	0	
27	800 YARDS	FREESTYLE RELAY	7:54.30	7:50.29	13	15	1	
31	200 YARDS	FREESTYLE RELAY	1:40.35	1:38.89	16	16	0	
33	200 YARDS	BUTTERFLY	2:10.46	2:08.68	11	16	0	
35	100 YARDS	BREASTSTROKE	1:07.80	1:07.16	13	16	0	
37	400 YARDS	MEDLEY RELAY	4:03.13	4:01.36	12	15	1	
					197	267	5	

1993 NATIONAL SHORT COURSE  
 SWIMMING AND DIVING CHAMPIONSHIPS  
 FT. LAUDERDALE, FLORIDA

BOY'S EVENTS

AFTER ACTION REPORT

EVENT		8 TH	16 TH	24 TH	32 TH	40 TH
QUALIFYING		PLACE	PLACE	PLACE	PLACE	PLACE
2	500 YARDS FREESTYLE	4:39.70	4:43.85	4:49.26	4:50.92	4:53.34
	4:54.09					
4	200 YARDS INDIVIDUAL MEDLEY	1:56.74	1:58.46	1:59.60	2:00.15	2:00.99
	2:04.19					
6	100 YARDS FREESTYLE	:47.18	:47.80	:48.10	:48.37	:48.69
	:49.89					
8	200 YARDS MEDLEY RELAY	1:37.57	1:38.52	1:39.99	1:41.07	1:42.62
	1:44.39					
12	200 YARDS FREESTYLE	1:43.99	1:44.86	1:45.93	1:46.56	1:47.08
	1:48.69					
14	100 YARDS BACKSTROKE	:53.33	:53.90	:54.43	:54.86	:55.71
	:57.69					
16	200 YARDS BREASTSTROKE	2:09.24	2:10.45	2:12.30	2:13.80	2:15.03
	2:19.19					
18	100 YARDS BUTTERFLY	:52.22	:52.60	:53.05	:53.79	:53.94
	:54.89					
20	400 YARDS FREESTYLE RELAY	3:13.50	3:15.18	3:16.52	3:17.56	3:18.84
	3:23.49					
22	400 YARDS INDIVIDUAL MEDLEY	4:12.36	4:16.39	4:20.22	4:21.73	4:23.30
	4:30.69					
24	50 YARDS FREESTYLE	:21.78	:21.98	:22.09	:22.20	:22.33
	:22.99					
26	200 YARDS BACKSTROKE	1:56.27	1:57.23	1:59.11	2:00.15	2:00.78
	2:07.29					
28	800 YARDS FREESTYLE RELAY	7:07.73	7:12.58	7:14.74	7:20.31	7:24.77
	7:29.69					
32	200 YARDS FREESTYLE RELAY	1:27.83	1:29.08	1:29.64	1:30.29	1:30.91
	1:32.69					
34	200 YARDS BUTTERFLY	1:56.94	1:58.92	2:00.84	2:03.43	2:06.40
	2:04.59					
36	100 YARDS BREASTSTROKE	:59.25	:59.86	1:00.46	1:00.94	1:01.76
	1:03.39					
38	400 YARDS MEDLEY RELAY	3:33.84	3:36.98	3:39.83	3:41.27	3:44.21
	3:49.73					
40	1650 YARDS FREESTYLE	16:07.94	16:32.67	16:40.83	16:53.21	
	17:12.39					

1993 NATIONAL SHORT COURSE  
 SWIMMING AND DIVING CHAMPIONSHIPS  
 FT. LAUDERDALE, FLORIDA

GIRL'S EVENTS

AFTER ACTION REPORT

	EVENT	8 TH PLACE	16 TH PLACE	24 TH PLACE	32 TH PLACE	40 TH PLACE
	QUALIFYING					
1	500 YARDS FREESTYLE	5:17.19	5:03.46	5:08.27	5:13.22	5:16.17
3	200 YARDS INDIVIDUAL MEDLEY	2:16.69	2:08.91	2:10.13	2:12.08	2:13.14
5	100 YARDS FREESTYLE	:55.79	:52.70	:53.22	:53.46	:54.00
7	200 YARDS MEDLEY RELAY	1:57.29	1:49.94	1:50.99	1:51.95	1:53.11
11	200 YARDS FREESTYLE	1:59.69	1:54.33	1:55.49	1:56.05	1:57.20
13	100 YARDS BACKSTROKE	1:03.59	:58.54	:59.36	1:00.01	1:00.50
15	200 YARDS BREASTSTROKE	2:34.89	2:24.33	2:26.69	2:27.98	2:28.60
17	100 YARDS BUTTERFLY	1:01.99	:58.80	:59.45	:59.97	1:00.36
19	400 YARDS FREESTYLE RELAY	3:46.49	3:35.73	3:38.37	3:39.83	3:41.88
21	400 YARDS INDIVIDUAL MEDLEY	4:52.39	4:33.40	4:38.62	4:43.59	4:44.69
23	50 YARDS FREESTYLE	:25.99	:24.26	:24.55	:24.70	:24.91
25	200 YARDS BACKSTROKE	2:17.89	2:05.45	2:08.39	2:09.27	2:09.99
27	800 YARDS FREESTYLE RELAY	8:13.69	7:50.29	7:54.30	7:58.25	8:04.10
31	200 YARDS FREESTYLE RELAY	1:43.96	1:38.89	1:40.35	1:41.34	1:42.13
33	200 YARDS BUTTERFLY	2:16.49	2:08.68	2:10.46	2:12.62	2:13.77
35	100 YARDS BREASTSTROKE	1:10.99	1:07.16	1:07.80	1:08.24	1:09.13
37	400 YARDS MEDLEY RELAY	4:17.29	4:01.36	4:03.13	4:05.89	4:08.16
39	1650 YARDS FREESTYLE	18:06.59	17:18.19	17:40.24	17:55.20	18:09.13

1993 NATIONAL SHORT COURSE  
SWIMMING AND DIVING CHAMPIONSHIPS  
FT. LAUDERDALE, FLORIDA

GIRL'S EVENTS

AFTER ACTION REPORT

DIVING  
\*\*\*\*\*

EVENT

10 3 METER DIVING

QUALIFYING SCORE IS 12.30

WINNING SCORE IS 393.65

CUT FOR 8 IS 340.55

30 1 METER DIVING

QUALIFYING SCORE IS 10.80

WINNING SCORE IS 330.35

CUT FOR 8 IS 299.15

1993 NATIONAL SHORT COURSE  
SWIMMING AND DIVING CHAMPIONSHIPS  
FT. LAUDERDALE, FLORIDA

BOY'S EVENTS

AFTER ACTION REPORT

EVENT			TRIALS *****	ENT R E D	S C R A T C H E D	S W A M	B E U T A T I E R F R E Y D I N G	B E S T E T E D R E T I M E	D I S Q U A L I F I E D
2	500	YARDS	FREESTYLE	58	9	49	41	20	0
4	200	YARDS	INDIVIDUAL MEDLEY	109	14	95	58	36	10
6	100	YARDS	FREESTYLE	146	28	118	83	43	0
8	200	YARDS	MEDLEY RELAY	71	1	70	58	49	2
12	200	YARDS	FREESTYLE	88	19	69	53	21	0
14	100	YARDS	BACKSTROKE	158	17	141	94	33	3
16	200	YARDS	BREASTSTROKE	106	6	100	73	46	4
18	100	YARDS	BUTTERFLY	87	10	77	50	26	4
20	400	YARDS	FREESTYLE RELAY	63	2	61	48	40	2
22	400	YARDS	INDIVIDUAL MEDLEY	106	21	85	62	35	5
24	50	YARDS	FREESTYLE	203	36	167	104	41	6
26	200	YARDS	BACKSTROKE	173	25	148	128	84	4
28	800	YARDS	FREESTYLE RELAY	48	0	48	44	32	1
32	200	YARDS	FREESTYLE RELAY	72	4	68	52	37	5
34	200	YARDS	BUTTERFLY	56	7	49	36	23	2
36	100	YARDS	BREASTSTROKE	113	14	99	68	25	6
38	400	YARDS	MEDLEY RELAY	71	1	70	59	42	1
40	1650	YARDS	FREESTYLE	42	2	40	39	29	0
				1770	216	1554	1150	662	55

1993 NATIONAL SHORT COURSE  
SWIMMING AND DIVING CHAMPIONSHIPS  
FT. LAUDERDALE, FLORIDA

BOY'S EVENTS

AFTER ACTION REPORT

EVENT			FINALS *****	CUT OFF FOR CONSOLATION	CUT OFF FOR FINALS	B T E R T I T A L E L R E T I M E	B E U T A T I E R F R E Y D I N G	D I S Q U A L I F I E D
2	500	YARDS	FREESTYLE	4:43.85	4:39.70	12	16	0
4	200	YARDS	INDIVIDUAL MEDLEY	1:58.46	1:56.74	9	16	0
6	100	YARDS	FREESTYLE	1:47.80	1:47.18	8	16	0
8	200	YARDS	MEDLEY RELAY	1:38.52	1:37.57	11	15	1
12	200	YARDS	FREESTYLE	1:44.86	1:43.99	11	16	0
14	100	YARDS	BACKSTROKE	1:53.90	1:53.33	11	15	1
16	200	YARDS	BREASTSTROKE	2:10.45	2:09.24	8	16	0
18	100	YARDS	BUTTERFLY	1:52.60	1:52.22	11	16	0
20	400	YARDS	FREESTYLE RELAY	3:15.18	3:13.50	11	16	0
22	400	YARDS	INDIVIDUAL MEDLEY	4:16.39	4:12.36	10	16	0
24	50	YARDS	FREESTYLE	2:21.98	2:21.78	13	16	0
26	200	YARDS	BACKSTROKE	1:57.23	1:56.27	9	16	0
28	800	YARDS	FREESTYLE RELAY	7:12.58	7:07.73	12	15	1
32	200	YARDS	FREESTYLE RELAY	1:29.08	1:27.83	15	16	0
34	200	YARDS	BUTTERFLY	1:58.92	1:56.94	11	16	0
36	100	YARDS	BREASTSTROKE	1:59.86	1:59.25	12	16	0
38	400	YARDS	MEDLEY RELAY	3:36.98	3:33.84	9	15	1
						183	268	4

```

GGGGGG  IIIIII  RRRRRR  LL      SSSSS
GGGGGG  IIIIII  RRRRRR  LL      SSSSSSS
G  GGGGG  II     RR     RR  LL      SS
G  GG     II     RRRRR  LL      SSSSS
G  GG     II     RR     RR  LL      SS
GGGGGG  IIIIII  RR     RR  LLLLLL  SSSSSSS
GGGGGG  IIIIII  RR     RR  LLLLLL  SSSSS

```

SCORING 1993 FINAL SCORE - SHORT COURSE

ALL EVENTS

1)	HOUSTON, TX	311.0	33)	MCKINLEY, IL	29.0
2)	M. E. LYONS, OH	277.0	34)	COUNTRYSIDE, OH	28.0
3)	UP. MAIN LINE, PA	276.0	35)	NEW CANAAN, CT	24.0
4)	NW DUPAGE, IL	262.0	36)	PARKERSBURG, WV	23.5
5)	MANSFIELD, OH	195.0	37)	WESTPORT, CT	23.0
6)	KALAMAZOO, MI	170.0	38)	MOULTRIE, GA	22.0
7)	BIRMINGHAM, MI	153.0	39)	KETTERING, OH	21.0
8)	READING, PA	143.0	40)	SAGINAW, MI	19.0
9)	WILTON, CT	131.0	40)	ROCKFORD, IL	19.0
10)	ROCHESTER, MI	130.0	42)	HUNTINGTON, NY	15.0
11)	HUNTINGTON, WV	122.0	43)	TOPEKA, KS	14.0
12)	SOMERSET V, NJ	121.5	43)	BLUE ASH, OH	14.0
13)	JOLIET, IL	97.5	45)	FAIRFIELD, OH	13.0
14)	GRAND RAPIDS, MI	97.0	46)	CEN. CHESTER, PA	12.0
15)	LAKE REGION, IL	95.5	46)	STATE COLLEGE, PA	12.0
16)	ELKHART, IN	79.0	46)	CORNING, NY	12.0
17)	GLENDALE, CA	78.0	49)	LINCOLN TRAIL, IL	11.0
18)	SARASOTA, FL	72.0	50)	RED BANK, NJ	8.0
19)	NAPERVILLE, IL	70.0	51)	RALEIGH, NC	7.0
20)	HAMDEN, CT	68.0	51)	SHENANGO, PA	7.0
21)	AURORA, IL	60.0	53)	SCHROEDER, WI	6.0
22)	SPARTANBURG, SC	52.0	53)	WEST SIDE, NY	6.0
23)	CAPE ANN, MA	50.0	55)	KENNETT, PA	5.0
24)	ROANOKE, VA	47.0	55)	SOUTHINGTON, CT	5.0
25)	SOMERSET HILL, NJ	46.0	55)	CHANDLER, AL	5.0
26)	WAYNESBORO, VA	42.0	58)	CHAMBERSBURG, PA	4.0
27)	SEVERNA PARK, MD	40.0	58)	FAIRFIELD, CT	4.0
28)	CHAR'VILLE, VA	34.0	58)	BISMARCK, ND	4.0
29)	WINSTON-SALEM, NC	33.0	61)	RAPPAPANNOCK, VA	3.0
30)	OAK PARK, IL	32.0	62)	FLINT, MI	2.0
30)	SALEM COUNTY, NJ	32.0	63)	MOUNT VERNON, OH	1.0
32)	RIDGEWOOD, NJ	30.0			

```

BBBBB      00000  YY      YY      SSSSS
BBBBBBB    0000000  YY      YY      SSSSSSS
B  BB      00      00      YY      YY      SS
BBBBB      00      00      YYY      SSSSS
B  BB      00      00      YY      SS
BBBBBBB    0000000  YY      SSSSSSS
BBBBB      00000      YY      SSSSS

```

SCORING 1993 FINAL SCORE - SHORT COURSE

ALL EVENTS

1)	M. E. LYONS, OH	371.5	33)	RIDGEWOOD, NJ	30.0
2)	HOUSTON, TX	325.5	35)	SOMERSET V, NJ	28.0
3)	ROCHESTER, MI	181.5	35)	JOLIET, IL	28.0
4)	HARRISBURG E, PA	175.0	37)	PULASKI, VA	23.5
5)	NAPERVILLE, IL	168.0	38)	HUNTINGTON, NY	23.0
6)	MOULTRIE, GA	165.0	39)	BUTLER, PA	20.0
7)	WAYNESBORO, VA	145.0	40)	CLAY-PLATTE, MO	19.0
8)	WINSTON-SALEM, NC	133.0	40)	KETTERING, OH	19.0
9)	SPARTANBURG, SC	118.0	42)	NW DUPAGE, IL	18.0
10)	WILTON, CT	112.0	43)	ROANOKE, VA	17.0
11)	FLUSHING, NY	100.0	44)	GLENDALE, CA	16.5
12)	MCKINLEY, IL	93.0	45)	HUNTINGTON, WV	16.0
13)	AURORA, IL	90.0	45)	CAPE ANN, MA	16.0
14)	SARASOTA, FL	88.0	47)	HAMILTON, OH	15.0
15)	HAMDEN, CT	80.0	48)	ASHLAND, OH	14.0
15)	BIRMINGHAM, MI	80.0	48)	BOISE, ID	14.0
17)	RALEIGH, NC	78.0	48)	BLOOMSBURG, PA	14.0
18)	UP. MAIN LINE, PA	76.0	51)	MANSFIELD, OH	13.0
19)	READING, PA	75.0	52)	FAIRFIELD, OH	12.5
20)	SOMERSET HILL, NJ	74.0	53)	FARGO, ND	12.0
21)	WILMINGTON, NC	68.0	54)	BURLINGTON, NJ	11.0
21)	SCHROEDER, WI	68.0	55)	ALLENTOWN, PA	10.0
23)	COUNTRYSIDE, OH	64.0	56)	ANN ARBOR, MI	8.0
24)	G. NIPPERT, OH	60.0	57)	MARIETTA, OH	7.0
25)	CLERMONT, OH	59.0	58)	YAKIMA, WA	5.0
26)	LAKELAND HILL, NJ	55.0	59)	SPRINGFIELD, OH	4.0
27)	BEAVERCREEK, OH	45.0	59)	MACOMB, MI	4.0
28)	NEW CANAAN, CT	44.0	59)	BELLEVUE, WA	4.0
28)	RED BANK, NJ	44.0	62)	WESTFIELD, NJ	3.0
30)	WHATCOM, WA	43.0	62)	CHAMBERSBURG, PA	3.0
31)	FAIRFIELD, CT	40.0	64)	ELGIN, IL	2.0
32)	SAN PEDRO, CA	36.0	64)	LYNCHBURG, VA	2.0
33)	KENNETT, PA	30.0	64)	CHANDLER, AL	2.0

```

CCCCCC      00000  MMMM      MMMM  BBBBBB  IIIIII  NNN      NN  EEEEEEE  DDDDDD
:CCCCCC      0000000  MM MM  MM MM  BBBBBBB  IIIIII  NNNN  NN  EEEEEEE  DDDDDDD
:C      00      00  MM  MMMM  MM  BB  BB  II  NN  NN  NN  EE  DD  DD
:C      00      00  MM  MM      MM  BBBBBB  II  NN  NN  NN  EEEEE  DD  DD
:C      00      00  MM      MM  BB  BB  II  NN  NN  NN  EE  DD  DD
:CCCCCC      0000000  MM      MM  BBBBBBB  IIIIII  NN      NNNN  EEEEEEE  DDDDDDD
CCCCCC      00000      MM      MM  BBBBBB  IIIIII  NN      NNN  EEEEEEE  DDDDD

```

SCORING 1993 FINAL SCORE - SHORT COURSE

1)	M. E. LYONS, OH	648.5	20)	JOLIET, IL	125.5
2)	HOUSTON, TX	636.5	21)	MCKINLEY, IL	122.0
3)	UP. MAIN LINE, PA	352.0	22)	SOMERSET HILL, NJ	120.0
4)	ROCHESTER, MI	311.5	23)	GLENDALE, CA	94.5
5)	NW DUPAGE, IL	280.0	24)	COUNTRYSIDE, OH	92.0
6)	WILTON, CT	243.0	25)	RALEIGH, NC	85.0
7)	NAPERVILLE, IL	238.0	26)	SCHROEDER, WI	74.0
8)	BIRMINGHAM, MI	233.0	27)	NEW CANAAN, CT	68.0
9)	READING, PA	218.0	28)	CAPE ANN, MA	66.0
10)	MANSFIELD, OH	208.0	29)	ROANOKE, VA	64.0
11)	MOULTRIE, GA	187.0	30)	RIDGEWOOD, NJ	60.0
11)	WAYNESBORO, VA	187.0	31)	RED BANK, NJ	52.0
13)	SPARTANBURG, SC	170.0	32)	FAIRFIELD, CT	44.0
14)	WINSTON-SALEM, NC	166.0	33)	KETTERING, OH	40.0
15)	SARASOTA, FL	160.0	34)	HUNTINGTON, NY	38.0
16)	AURORA, IL	150.0	35)	KENNETT, PA	35.0
17)	SOMERSET V, NJ	149.5	36)	FAIRFIELD, OH	25.5
18)	HAMDEN, CT	148.0	37)	CHAMBERSBURG, PA	7.0
19)	HUNTINGTON, WV	138.0	37)	CHANDLER, AL	7.0

1993 NATIONAL SHORT COURSE  
SWIMMING AND DIVING CHAMPIONSHIPS  
FT. LAUDERDALE, FLORIDA

BOY'S EVENTS

AFTER ACTION REPORT

DIVING  
\*\*\*\*\*

EVENT

9 1 METER DIVING

QUALIFYING SCORE IS 13.60

WINNING SCORE IS 513.50

CUT FOR 8 IS 343.10

29 3 METER DIVING

QUALIFYING SCORE IS 13.30

WINNING SCORE IS 477.25

CUT FOR 8 IS 367.35