



**SWIMMING & DIVING CHAMPIONSHIPS**

**International Swimming Hall of Fame Aquatic Complex**

**Fort Lauderdale, Florida**

**April 8-11, 1997**



1997 Y.M.C.A. NATIONAL SHORT COURSE  
 SWIMMING and DIVING CHAMPIONSHIPS  
 Swum at: INTERNATIONAL SWIMMING HALL of FAME AQUATIC CENTER, FORT LAUDERDALE

EVENT : 1 WOMEN'S 500 YARDS FREESTYLE \*\*\*\*\* APRIL 8, 1997 \*\*\*\*\*  
 NATIONAL RECORD 4:43.73 K. LINEMAN SARASOTA, FL 1979  
 QUALIFYING FOR NATIONALS 5:16.19

PLACE	NAME	YEAR	TEAM	TRIALS	FINAL
<b>CHAMPIONSHIP FINAL</b>					
1)	BOSEVSKA, MIRJANA	15	ORLANDO, FL	4:52.26	4:49.95
	:26.95 :28.75 :29.10 :29.09 :29.49				
	:29.38 :29.55 :29.42 :29.48 :28.74				
2)	PERRUQUET, JESSI	15	BLOOMSBURG, PA	4:56.04	4:51.34
	:27.22 :28.90 :29.39 :29.28 :29.46				
	:29.59 :29.67 :29.72 :29.18 :28.93				
3)	BALLENGER, EMILY	16	SPARTANBURG, SC	4:58.35	4:54.22
	:27.44 :29.18 :29.54 :29.76 :29.81				
	:29.99 :29.96 :30.10 :29.59 :28.85				
4)	ARMITAGE, KATHRYN	18	HAMDEN/N.HAVEN	4:55.56	4:54.65
	:27.79 :28.88 :29.35 :29.93 :29.81				
	:30.02 :30.25 :30.16 :30.10 :28.36				
5)	WAKKHAM, ABBY	15	M.E. LYONS, OH	4:58.12	4:54.74
	:28.19 :29.34 :29.41 :29.32 :29.46				
	:29.59 :29.83 :30.17 :30.22 :29.21				
6)	DUGGAN, NICOLE	18	WILTON, CT	4:56.99	4:55.03
	:27.26 :29.01 :29.46 :29.69 :29.51				
	:29.69 :29.87 :30.55 :30.67 :29.32				
7)	MICKSCHL, AMY	18	SCHROEDER BR. WI	4:59.31	4:57.17
	:28.00 :28.98 :29.54 :29.69 :29.81				
	:30.14 :30.06 :30.51 :30.34 :30.10				
8)	SISSENER, KRISTEN	14	N.W. DUPAGE, IL	4:58.64	4:58.50
	:27.59 :29.84 :30.17 :30.34 :30.09				
	:30.22 :30.33 :30.11 :30.20 :29.61				
<b>CONSOLATION FINAL</b>					
9)	WILSON, REBECCA	16	S.Ft. WAYNE, IN	5:02.36	4:58.40
	:27.62 :29.52 :30.07 :30.44 :30.45				
	:30.45 :30.21 :30.57 :29.87 :29.20				
10)	STONE, DANLEY	16	RALEIGH, NC	5:01.97	4:59.12
	:28.27 :29.91 :30.07 :30.36 :30.23				
	:30.34 :30.21 :30.15 :30.24 :29.34				
11)	FENN, EMILY	15	WESTPORT, CT	5:02.86	5:01.54
	:27.13 :29.34 :29.93 :30.28 :30.71				
	:30.79 :30.80 :30.89 :31.27 :30.40				
12)	SZWEDA, MAUREEN	16	N.W. DUPAGE, IL	5:02.95	5:02.50
	:27.76 :29.89 :30.36 :30.52 :30.69				
	:30.65 :31.07 :30.95 :30.67 :29.94				
13)	BROWN, LILLIAN	17	WILTON, CT	5:02.62	5:02.68
	:27.88 :29.97 :30.24 :30.41 :30.68				
	:30.63 :30.87 :30.56 :30.99 :30.45				
14)	FULLER, DANA	16	RALEIGH, NC	5:04.15	5:02.74
	:28.63 :30.06 :30.39 :30.49 :30.64				
	:30.71 :30.73 :30.83 :30.67 :29.59				
15)	ZAPPALORTI, RACHEL	15	HAMDEN/N.HAVEN	5:03.47	5:02.76
	:28.43 :29.86 :30.18 :30.41 :30.72				
	:30.72 :30.80 :31.05 :30.77 :29.82				
16)	CALKINS, TRICIA	17	SARASOTA, FL	5:01.89	5:06.78
	:27.95 :29.82 :30.89 :30.91 :31.30				
	:31.30 :31.26 :31.38 :31.17 :30.80				
1)	BOSEVSKA, MIRJANA	15	ORLANDO, FL	4:52.26	
	:27.05 :28.73 :29.20 :29.31 :29.53				
	:29.55 :29.57 :29.88 :29.91 :29.53				
2)	ARMITAGE, KATHRYN	18	HAMDEN/N.HAVEN	4:55.56	
	:27.74 :28.81 :29.35 :29.71 :29.73				
	:29.80 :30.17 :30.16 :30.31 :29.78				
3)	PERRUQUET, JESSI	15	BLOOMSBURG, PA	4:56.04	
	:27.02 :28.88 :29.72 :30.23 :30.38				
	:30.45 :30.22 :30.36 :29.57 :29.21				
4)	DUGGAN, NICOLE	18	WILTON, CT	4:56.99	
	:27.21 :28.80 :29.03 :29.41 :29.81				
	:30.25 :30.22 :30.60 :31.18 :30.48				
5)	WAKKHAM, ABBY	15	M.E. LYONS, OH	4:58.12	
	:27.97 :29.30 :29.62 :29.67 :29.81				
	:30.03 :30.26 :30.53 :30.86 :30.07				
6)	BALLENGER, EMILY	16	SPARTANBURG, SC	4:58.35	
	:27.54 :29.41 :29.83 :30.09 :30.26				
	:30.34 :30.57 :30.43 :30.31 :29.57				

( CONTINUED ON NEXT PAGE )

Results will be available each morning at:

[www.ymca.net/d/10/1.html](http://www.ymca.net/d/10/1.html)

## EVENT: 1 WOMEN'S 500 YARDS FREESTYLE

(CONTINUED)

7)	SISSNER, KRISTEN	14 N.W.DUPAGE, IL	4:58.64	31)	ROGERS, JAMIE	17 HENSL BCKMAN, VA	5:11.08
	:27.40 :29.15 :29.71 :29.97 :30.24				:29.14 :31.10 :30.87 :31.34 :31.84		
	:30.40 :30.18 :30.36 :30.89 :30.34				:31.30 :31.48 :31.53 :31.49 :30.99		
8)	MICKSCHL, AMY	18 SCHROKDER BR, WI	4:59.31	32)	BRADLEY, TERRI	15 N.W.DUPAGE, IL	5:11.35
	:27.10 :28.92 :29.77 :30.36 :30.55				:27.77 :30.58 :31.50 :31.82 :31.92		
	:30.53 :30.45 :30.65 :30.73 :30.25				:31.70 :32.25 :31.66 :31.67 :30.48		
9)	CALKINS, TRICIA	17 SARASOTA, FL	5:01.89	33)	RICHARDSON, KIMBERLY	15 WILTON, CT	5:11.59
	:28.12 :29.79 :30.44 :30.68 :30.61				:27.70 :30.03 :30.76 :31.14 :31.93		
	:30.58 :30.92 :30.68 :30.50 :29.57				:31.65 :32.27 :32.40 :32.32 :31.39		
10)	STONE, DANLEY	16 RALRIGH, NC	5:01.97	34)	LIBERTINY, TIMEA	16 NEW CANAAN, CT	5:12.58
	:27.36 :29.25 :29.78 :30.32 :30.28				:28.45 :30.53 :31.18 :31.47 :31.98		
	:30.61 :30.71 :30.84 :31.28 :31.54				:32.12 :32.00 :32.15 :31.68 :31.02		
11)	WILSON, REBECCA	16 S.Ft.WAYNE, IN	5:02.36	35)	BROTCKE, AMANDA	17 KISHWAUKEE, IL	5:12.62
	:27.85 :29.36 :30.02 :30.41 :30.83				:28.42 :31.09 :31.37 :31.63 :32.14		
	:30.72 :31.05 :31.35 :30.67 :30.10				:31.93 :32.22 :32.04 :31.68 :30.10		
12)	BROWN, LILLIAN	17 WILTON, CT	5:02.62	36)	CAMPOS, CAROLINA	15 PALISADES, CA	5:12.93
	:27.42 :29.25 :29.90 :30.37 :30.64				:30.40 :31.20 :32.05 :31.87 :31.54		
	:30.71 :30.84 :31.12 :31.38 :30.99				:31.64 :31.62 :31.65 :31.13 :29.83		
13)	FENN, EMILY	15 WESTPORT, CT	5:02.86	37)	MARTIN, KATIE	15 CHESHIRE, CT	5:13.19
	:27.44 :29.53 :30.13 :30.74 :30.79				:27.69 :30.69 :31.17 :31.42 :31.19		
	:30.76 :31.07 :31.36 :31.06 :29.98				:31.75 :32.36 :32.61 :32.64 :31.67		
14)	SZWEDA, MAUREN	16 N.W.DUPAGE, IL	5:02.95	38)	UROUHART, KATIE	13 DAYTONA BEACH Y	5:13.22
	:27.32 :29.45 :30.10 :30.50 :30.54				:28.62 :30.57 :31.27 :31.58 :31.48		
	:30.85 :31.01 :31.14 :31.36 :30.68				:31.81 :32.12 :32.03 :32.57 :31.17		
15)	ZAPPALORTI, RACHEL	15 HAMDEN/N.HAVEN	5:03.47	39)	MacDONALD, ELIZABETH	14 N.OAKLAND CO, MI	5:13.28
	:28.08 :29.62 :30.24 :30.56 :30.70				:29.13 :31.61 :31.34 :31.38 :31.40		
	:30.97 :31.04 :31.02 :31.00 :30.24				:31.92 :32.15 :31.99 :31.78 :30.58		
16)	FULLER, DAMA	16 RALRIGH, NC	5:04.15	40)	KLEMICK, BETH	16 BLOOMSBURG, PA	5:13.30
	:28.31 :30.02 :30.50 :30.91 :30.94				:29.00 :30.43 :31.18 :31.47 :31.60		
	:30.94 :30.97 :31.04 :30.63 :29.89				:31.77 :31.92 :32.75 :31.89 :31.29		
17)	DAVIES, ABBIE	14 RIDGEWOOD, NJ	5:04.25	41)	MARCHETTI, SHANA	16 UPR MAIN LINE, PA	5:13.40
	:27.87 :30.11 :30.69 :31.05 :31.00				:28.89 :31.03 :31.46 :31.46 :31.92		
	:30.88 :30.61 :31.04 :30.87 :30.13				:31.89 :31.82 :31.88 :31.77 :31.28		
18)	DANKENHOWER, ANNE	16 CHAMPAIGN, IL	5:05.56	42)	MISTLER, SARAH	16 SAN PEDRO, CA	5:13.78
	:28.07 :29.92 :30.52 :30.64 :30.94				:29.15 :30.78 :31.36 :31.39 :31.77		
	:30.90 :31.25 :31.32 :31.46 :30.54				:31.80 :32.34 :32.43 :31.75 :31.01		
19)	RYAN, JAIME	16 WILTON, CT	5:05.60	43)	KAUSCHER, EMILY	17 M.E. LYONS, OH	5:13.94
	:27.69 :29.75 :30.17 :30.55 :30.88				:29.72 :31.25 :30.16 :31.27 :31.27		
	:31.04 :31.44 :31.59 :31.60 :30.89				:31.45 :32.12 :32.39 :32.47 :31.84		
20)	SPRADLIN, JAMIE	15 ROANOKE, VA	5:06.35	44)	WHITE, ELIZABETH	13 DAYTONA BEACH Y	5:13.97
	:27.60 :29.63 :30.69 :31.27 :31.28				:29.78 :31.33 :31.47 :31.80 :31.95		
	:31.50 :31.44 :31.34 :31.23 :30.37				:31.36 :31.62 :31.85 :31.94 :30.87		
21)	REGISTER, CARRIE	18 M.E. LYONS, OH	5:06.92	45)	SCHAFER, KYLIE	13 SARASOTA, FL	5:13.98
	:29.46 :30.83 :30.80 :30.74 :30.90				:28.35 :30.58 :30.66 :31.25 :31.69		
	:30.79 :31.58 :30.82 :30.79 :30.21				:32.25 :32.29 :32.47 :32.27 :32.17		
22)	FUNK, SHANNON	15 MARIETTA, OH	5:07.04	46)	CHAPMAN, JANE	16 SPARTANBURG, SC	5:14.01
	:26.91 :29.49 :30.40 :31.05 :31.36				:27.73 :30.72 :31.70 :32.16 :32.24		
	:31.68 :31.71 :31.99 :31.83 :30.62				:31.98 :32.16 :32.45 :32.20 :30.67		
23)	GILBERT, KATHLEEN	17 OAK PARK, IL	5:07.10	47)	COOPER, MARY	17 N.W.DUPAGE, IL	5:14.04
	:28.29 :30.25 :30.74 :30.77 :31.18				:28.86 :30.61 :30.78 :31.43 :31.75		
	:30.47 :31.36 :31.65 :31.75 :30.64				:32.15 :32.43 :32.36 :32.02 :31.65		
24)	TINNEY, KRISTEN	14 ANN ARBOR, MI	5:07.45	48)	KLOOTE, BRIANNA	16 ANN ARBOR, MI	5:14.37
	:28.33 :29.86 :30.59 :30.90 :31.39				:28.32 :30.12 :30.98 :31.42 :31.81		
	:31.28 :31.26 :31.80 :31.39 :30.65				:31.79 :32.16 :32.87 :32.71 :32.19		
25)	JOHNSON, LINDSAY	16 N.OAKLAND CO, MI	5:08.13	49)	JONES, MEGAN	17 GLENDALE, CA	5:14.43
	:29.63 :31.02 :31.15 :31.09 :30.82				:29.75 :31.24 :31.20 :31.71 :31.70		
	:30.66 :30.75 :30.99 :31.22 :30.80				:31.80 :32.09 :32.17 :31.94 :30.83		
26)	MAHONEY, TRACY	17 N.W.DUPAGE, IL	5:09.47	50)	LAKAMP, LESLIE	16 M.E. LYONS, OH	5:14.53
	:28.48 :30.51 :30.40 :31.35 :31.27				:29.27 :31.05 :31.31 :31.36 :31.65		
	:31.98 :31.82 :31.62 :31.40 :30.64				:31.60 :31.90 :32.43 :32.46 :31.50		
27)	BOURBOIS, AMANDA	15 SPARTANBURG, SC	5:09.49	51)	LEONARD, JACY	17 MACOMB, MI	5:15.03
	:26.90 :29.86 :31.12 :31.48 :31.54				:27.29 :29.83 :31.24 :31.45 :31.77		
	:31.77 :31.99 :32.07 :31.71 :31.05				:32.06 :32.94 :32.76 :33.17 :32.52		
28)	STEEN, SARAH	18 Mt.VERNON, OH	5:09.91	52)	HAMILTON, NICOLE	17 N.W.DUPAGE, IL	5:16.01
	:29.53 :31.32 :31.42 :31.46 :31.40				:28.20 :30.61 :31.15 :31.69 :32.34		
	:31.23 :31.36 :31.28 :30.83 :30.08				:32.30 :32.73 :33.18 :32.80 :31.01		
29)	SHIRLEY, ELIZABETH	13 SARASOTA, FL	5:10.02	53)	McMAHON, CARLY	15 CORTLAND, NY	5:16.12
	:28.32 :30.93 :31.10 :31.77 :31.49				:4:41.89 :34.23 :00.00 :00.00 :00.00		
	:31.15 :31.54 :31.66 :31.30 :30.76				:00.00 :00.00 :00.00 :00.00 :00.00		
30)	FLYNN, ERIN	17 WESTPORT, CT	5:10.32	54)	REYNOLDS, LINDSAY	14 SARASOTA, FL	5:16.15
	:28.53 :30.55 :30.71 :31.13 :31.68				:29.05 :30.97 :31.74 :32.36 :31.99		
	:31.73 :31.69 :31.86 :31.85 :30.59				:31.84 :32.24 :32.25 :32.19 :31.52		

(CONTINUED ON NEXT PAGE)

EVENT: 1 WOMEN'S 500 YARDS FREESTYLE

(CONTINUED)

55) WOOD, BRRANNA	16 M.E. LYONS, OH	5:16.61				65) BARNES, AMY	16 SPARTANBURG, SC	5:20.50			
:29.84 :31.60	:32.31 :32.00	:32.15				:29.09 :30.90	:32.00 :32.47	:32.81			
:32.26 :31.91	:32.31 :31.92	:30.31				:32.95 :32.84	:33.01 :33.07	:31.36			
56) SNYDER, JILL	18 N.W. DUPAGE, IL	5:16.73				66) MAYER, DANA	17 ORLANDO, FL	5:21.12			
:28.89 :31.19	:32.10 :32.42	:31.93				:29.31 :31.71	:31.85 :32.12	:32.47			
:32.05 :32.54	:32.41 :32.19	:31.01				:32.56 :32.57	:32.96 :33.25	:32.32			
57) STRONG, HILLARY	15 M.E. LYONS, OH	5:16.84				67) HELM, ALYSSA	15 READING, PA	5:21.64			
:29.54 :31.60	:31.97 :32.04	:32.03				:28.69 :31.39	:32.10 :32.67	:32.44			
:32.04 :32.31	:32.19 :32.33	:30.79				:32.59 :32.68	:32.84 :33.37	:32.87			
58) CARLISLE, JENN	15 RIDGEWOOD, NJ	5:16.86				68) PHILLIPS, ELIZABETH	16 FAIRFIELD, OH	5:21.79			
:28.66 :31.38	:32.20 :32.17	:32.59				:28.28 :30.73	:31.49 :32.00	:32.20			
:31.69 :32.14	:32.40 :32.02	:31.61				:32.57 :33.12	:34.06 :33.92	:33.42			
59) FRIEND, AMY	17 RIDGEWOOD, NJ	5:17.93				69) HAYES, KATHERINE	15 PIEDMONT, VA	5:22.49			
:27.94 :29.82	:31.03 :31.66	:32.57				:29.34 :31.39	:32.15 :32.34	:32.61			
:33.01 :32.75	:33.12 :33.39	:32.64				:32.55 :32.70	:33.20 :33.42	:32.79			
60) MURACA, DANIELLE	17 WILTON, CT	5:18.41				70) WAKEFIELD, ANGELA	17 M.E. LYONS, OH	5:22.88			
:28.30 :30.59	:31.56 :32.18	:32.68				:30.54 :32.06	:32.66 :32.80	:32.79			
:32.44 :32.72	:32.94 :32.82	:32.18				:32.61 :32.50	:32.52 :32.89	:31.51			
61) CHUTE, MEGAN	15 M.E. LYONS, OH	5:18.66				71) AUCLAIR, MELANIE	17 OSWEGO, NY	5:26.40			
:29.09 :31.47	:32.00 :32.19	:32.53				:28.61 :31.86	:32.88 :33.34	:33.12			
:32.41 :32.84	:32.64 :32.56	:30.93				:32.89 :33.89	:33.82 :33.29	:32.70			
62) TILTON, CHRISTINE	14 N.W. DUPAGE, IL	5:18.80				72) SOKOLOWSKI, ERIKA	15 GTR. TOPEKA, KS	5:26.98			
:28.81 :31.44	:32.01 :32.28	:32.36				:29.52 :31.97	:32.89 :32.97	:33.44			
:32.76 :32.71	:32.53 :32.68	:31.22				:33.18 :33.43	:33.78 :33.27	:32.53			
63) MAGLICH, NICOLE	13 SARASOTA, FL	5:19.09				73) POWER, LISA	14 CHAMPAIGN, IL	5:29.55			
:28.49 :31.57	:31.92 :32.48	:31.97				:29.69 :32.01	:33.64 :33.85	:33.45			
:32.40 :32.56	:33.04 :32.68	:31.98				:33.35 :33.80	:33.64 :33.56	:32.56			
64) GERHARDT, AMY	17 ANN ARBOR, MI	5:20.27									
:28.52 :30.62	:32.09 :32.54	:32.72									
:32.80 :33.01	:33.04 :33.03	:31.90									

EVENT : 2 MEN'S 500 YARDS FREESTYLE  
 NATIONAL RECORD 4:25.80 D. WEATHERFORD COLLIER CITY, FL 1989  
 QUALIFYING FOR NATIONALS 4:54.09

\*\*\*\*\*

APRIL 8, 1997 \*\*\*\*\*

PLACE	NAME	YEAR	TEAM	TRIALS	FINAL
<b>CHAMPIONSHIP FINAL</b>					
1)	MESSNER, ADAM	18	ANN ARBOR, MI	4:26.61	4:23.21 **
	:23.44 :25.92		:26.37 :26.67	:27.03	
	:27.09 :26.92		:26.80 :26.78	:26.19	
**	<b>NATIONAL RECORD</b>				
2)	BARRY, TIM	17	OAK PARK, IL	4:34.78	4:30.26
	:24.44 :26.76		:27.28 :27.09	:26.78	
	:27.49 :27.70		:27.73 :27.84	:27.15	
3)	GUSTIN, REID	17	M.E. LYONS, OH	4:33.74	4:31.20
	:25.32 :27.72		:27.95 :27.60	:27.83	
	:27.37 :27.66		:27.09 :26.52	:26.14	
4)	YACCO, MATTHEW	16	WESTPORT, CT	4:36.00	4:33.32
	:25.70 :27.46		:27.95 :28.00	:27.25	
	:27.79 :27.32		:27.58 :27.13	:27.14	
5)	MAY, JEFF	15	SARASOTA, FL	4:35.58	4:35.90
	:25.75 :27.20		:27.80 :27.83	:27.39	
	:27.72 :27.74		:27.92 :28.18	:28.37	
6)	SCHINNEVER, DAN	18	S.E. GRAND RAPIDS	4:35.84	4:36.55
	:25.50 :27.74		:28.04 :28.16	:28.13	
	:27.94 :28.06		:27.92 :27.75	:27.31	
7)	RYAN, SEAN	17	SOMERSET, NJ	4:37.21	4:36.74
	:25.24 :27.87		:28.05 :28.37	:28.26	
	:28.24 :28.06		:28.44 :27.85	:26.36	
8)	FLIKKEMA, BRAD	18	S.E. GRAND RAPIDS	4:37.22	4:41.48
	:25.46 :27.70		:27.95 :28.02	:28.04	
	:28.13 :28.42		:29.14 :29.43	:29.19	
<b>CONSOLATION FINAL</b>					
9)	FOSTER, ERIC	17	M.E. LYONS, OH	4:38.81	4:36.39
	:26.04 :28.07		:28.74 :28.19	:28.34	
	:28.27 :27.91		:27.30 :27.25	:26.28	
10)	SOTO, CARLOS	16	SAN PEDRO, CA	4:38.82	4:37.44
	:26.06 :28.24		:28.23 :28.46	:28.17	
	:28.46 :28.11		:28.26 :27.49	:25.96	

( CONTINUED ON NEXT PAGE )

11) JANSSEN, BRIAN	18 M.E. LYONS, OH	4:38.69	4:37.48
:25.93 :27.84 :27.75 :27.54 :27.82			
:28.23 :28.48 :28.42 :28.33 :27.14			
12) HARMOR, TRAVIS	16 GAITHERSBURG, MD	4:41.28	4:38.77
:26.10 :28.20 :28.63 :28.60 :28.14			
:28.46 :28.48 :28.43 :27.39 :26.34			
13) MITCHELL, ANDREW	17 SARASOTA, FL	4:39.84	4:40.08
:25.73 :28.23 :28.64 :28.22 :28.26			
:28.40 :28.31 :28.37 :28.37 :27.55			
14) CUBBERLY, RAY	16 ANN ARBOR, MI	4:40.22	4:41.16
:25.74 :27.35 :28.30 :28.84 :28.97			
:28.86 :29.14 :28.95 :28.31 :26.70			
15) BURKE, JAMIE	17 ANN ARBOR, MI	4:41.69	4:41.25
:26.50 :28.32 :28.63 :28.45 :28.61			
:28.39 :28.53 :28.56 :28.27 :26.99			
16) KERRINS, JOHN	18 M.E. LYONS, OH	4:39.63	4:41.32
:26.40 :28.24 :28.67 :28.42 :28.78			
:28.41 :28.36 :28.19 :28.07 :27.78			
1) MESSNER, ADAM	18 ANN ARBOR, MI	4:26.61	18) FOLEY, PATRIC
:23.92 :25.95 :26.59 :26.96 :27.16			17 N.OAKLAND CO, MI 4:42.84
:27.44 :27.86 :27.15 :27.03 :26.55			:25.87 :28.28 :28.16 :28.54 :28.65
2) GUSTIN, REID	17 M.E. LYONS, OH	4:33.74	:29.20 :29.00 :29.10 :28.87 :27.17
:26.10 :28.01 :28.28 :27.56 :27.57			19) FRANKFORT, PATRICK
:27.99 :28.13 :27.20 :26.34 :26.56			16 CBMT.VIRGINIA 4:43.00
3) BARRY, TIM	17 OAK PARK, IL	4:34.78	:26.12 :28.02 :28.52 :28.39 :28.66
:24.74 :27.62 :28.12 :27.94 :27.69			:28.89 :28.79 :28.71 :28.77 :28.13
:27.97 :28.04 :28.10 :27.88 :26.68			20) OLSON, KEVIN
4) MAY, JEFF	15 SARASOTA, FL	4:35.58	16 N.W.DUPAGE, IL 4:43.07
:26.24 :27.42 :27.63 :27.82 :27.67			:25.04 :27.25 :28.18 :28.73 :29.02
:27.77 :27.87 :28.07 :28.06 :27.03			:28.65 :29.04 :29.26 :29.23 :28.67
5) SCHINNEVER, DAN	18 S.E.GRAND RAPIDS	4:35.84	21) LOCKMAN, TOMMY
:25.67 :27.65 :27.88 :28.05 :27.89			15 CHAMPAIGN, IL 4:43.71
:28.17 :27.98 :27.94 :27.81 :26.80			:25.79 :27.70 :28.24 :28.66 :28.54
6) YACCO, MATTHEW	16 WESTPORT, CT	4:36.00	:28.65 :29.03 :29.24 :29.42 :28.44
:24.96 :27.61 :27.93 :28.42 :27.77			22) ATTEBERRY, JEFF
:28.44 :28.08 :28.33 :27.81 :26.65			16 M.E. LYONS, OH 4:43.76
7) RYAN, SEAN	17 SOMERSET, NJ	4:37.21	:26.88 :28.47 :28.84 :28.44 :28.33
:25.16 :27.77 :27.90 :28.07 :28.15			:28.43 :28.93 :28.49 :29.18 :27.77
:28.21 :28.27 :28.23 :28.27 :27.18			23) PULSKAMP, ANDREW
8) FLIKKEMA, BRAD	18 S.E.GRAND RAPIDS	4:37.22	16 SPARTANBURG, SC 4:44.16
:25.08 :27.19 :27.49 :27.85 :28.02			:25.24 :28.00 :28.61 :28.76 :28.88
:27.65 :28.01 :28.27 :28.89 :28.77			:28.90 :28.96 :29.15 :29.24 :28.42
9) JANSSEN, BRIAN	18 M.E. LYONS, OH	4:38.69	24) HEINY, MIKE
:26.33 :28.13 :28.40 :28.12 :28.36			16 WINSTON-SALEM, NC 4:44.24
:28.04 :28.33 :28.07 :27.97 :26.94			:25.46 :27.61 :28.33 :28.57 :28.83
10) FOSTER, ERIC	17 M.E. LYONS, OH	4:38.81	:29.09 :29.34 :29.31 :29.20 :28.50
:25.75 :28.48 :28.40 :28.49 :28.08			25) STEWARD, OSWALD
:28.26 :27.90 :27.94 :27.71 :27.80			18 PIEDMONT, VA 4:44.37
11) SOTO, CARLOS	16 SAN PEDRO, CA	4:38.82	:26.37 :28.34 :28.62 :28.57 :28.66
:25.82 :27.73 :28.19 :28.18 :28.52			:28.61 :28.98 :29.12 :28.96 :28.14
:28.33 :28.35 :28.26 :28.48 :26.96			26) REBUCK, NATHAN
12) KERRINS, JOHN	18 M.E. LYONS, OH	4:39.63	17 GTR.JOHNSTOWN, PA 4:44.41
:26.30 :27.96 :28.07 :28.43 :28.14			:25.32 :27.25 :28.75 :29.18 :29.61
:28.04 :28.15 :28.67 :28.37 :27.50			:29.45 :29.20 :28.86 :28.73 :28.06
13) MITCHELL, ANDREW	17 SARASOTA, FL	4:39.84	27) BURRALL, GRANT
:25.85 :28.20 :28.00 :28.48 :28.17			18 SCHROEDER BR. WI 4:44.51
:28.37 :28.30 :28.40 :28.37 :27.70			:26.04 :27.98 :28.72 :29.11 :29.12
14) CUBBERLY, RAY	16 ANN ARBOR, MI	4:40.22	:29.06 :28.99 :29.03 :28.69 :27.77
:25.32 :27.22 :27.75 :28.47 :28.36			28) ZACKOWSKI, MITCHELL
:28.24 :28.79 :28.84 :28.93 :28.30			19 POTTSTOWN, PA 4:44.66
15) HARMOR, TRAVIS	16 GAITHERSBURG, MD	4:41.28	:25.82 :27.79 :28.23 :28.59 :28.59
:26.60 :28.60 :28.54 :28.55 :28.42			:28.74 :29.34 :29.55 :29.12 :28.89
:28.31 :27.95 :28.53 :28.40 :27.38			29) CORRIGAN, JOHN
16) BURKE, JAMIE	17 ANN ARBOR, MI	4:41.69	18 RED BANK, NJ 4:45.59
:25.78 :27.90 :28.35 :28.36 :28.33			:26.54 :28.60 :28.34 :29.31 :29.18
:28.14 :28.22 :28.40 :28.94 :29.27			:29.81 :28.53 :28.95 :28.43 :27.90
17) ARMSTRONG, SCOTT	17 SOMERSET, NJ	4:41.73	30) KRATSON, MARK
:25.84 :27.24 :28.15 :28.33 :28.15			20 MONTCLAIR, NJ 4:45.91
:28.57 :28.52 :28.86 :29.17 :28.90			:26.15 :28.13 :28.13 :28.76 :29.07
			:28.71 :29.03 :29.41 :29.74 :28.78
			31) LIMKMANN, ERIC
			15 S.Ft.WAYNE, IN 4:46.89
			:26.02 :28.02 :28.80 :29.52 :29.10
			:28.74 :29.47 :29.67 :29.28 :28.27
			32) SCHRAGE, JOHN
			18 M.E. LYONS, OH 4:47.09
			:26.92 :28.28 :28.46 :28.43 :28.54
			:28.97 :29.10 :29.40 :29.69 :29.30
			33) CAINES, ERIC
			17 EAST HARTFORD, CT 4:47.42
			:25.54 :27.64 :28.25 :29.00 :29.32
			:29.60 :29.90 :29.67 :29.67 :28.83
			34) RAMSEY, SEAN
			16 PARKERSBURG, WV 4:48.05
			:26.24 :28.18 :28.48 :28.95 :28.99
			:29.11 :29.38 :29.66 :29.64 :29.42

( CONTINUED ON NEXT PAGE )

## EVENT: 2 MEN'S 500 YARDS FREESTYLE

(CONTINUED)

35)	PINNEY, NATE	15 M.E. LYONS, OH	4:48.18	59)	McCROAN, J.P.	16 ORLANDO, FL	4:54.24
	:26.14 :28.05	:28.71 :28.36	:28.90		:25.77 :27.78	:28.75 :29.31	:30.01
	:29.39 :29.74	:29.84 :29.82	:29.23		:30.17 :30.51	:30.74 :30.94	:30.26
36)	HERSH, DAVID	15 LAKELAND HILL, NJ	4:48.55	60)	DAVIS, ZEB	18 CORTLAND, NY	4:54.51
	:24.99 :26.58	:28.30 :29.22	:29.65		:25.23 :27.91	:29.50 :29.78	:30.29
	:29.87 :30.24	:30.50 :30.04	:29.16		:30.29 :30.49	:30.65 :30.36	:30.01
37)	ARBOGAST, TONY	15 N.W.DUPAGE, IL	4:49.04	61)	McLAUGHLIN, T.J.	16 DAYTONA BEACH Y	4:54.58
	:25.48 :27.78	:28.35 :28.83	:29.19		:26.61 :28.73	:29.19 :29.86	:29.81
	:29.82 :29.35	:30.01 :30.13	:30.10		:29.57 :30.08	:30.37 :30.59	:29.77
38)	REYNOLDS, ADAM	16 CHAMPAIGN, IL	4:49.15	62)	DOWNER, LUKE	16 DAYTONA BEACH Y	4:54.82
	:26.14 :28.40	:29.21 :29.07	:28.89		:26.89 :28.43	:28.47 :28.74	:29.49
	:29.38 :29.69	:30.37 :30.14	:27.86		:29.71 :30.28	:30.60 :31.08	:31.13
39)	BURLON, MIKE	16 ORLANDO, FL	4:49.19	63)	GAITANOPOULOS, JUSTIN	17 PHOENIXVILLE, PA	4:54.84
	:26.38 :27.73	:28.04 :28.86	:28.90		:26.44 :28.98	:29.90 :29.62	:30.40
	:29.26 :29.90	:30.03 :30.23	:29.86		:30.07 :30.28	:30.55 :30.03	:28.57
40)	BOTHAM, DAVID	16 HAMILTON, NJ	4:49.48	64)	KOZYRA, NICK	15 RAHWAY, NJ	4:54.92
	:25.59 :28.65	:29.63 :29.52	:29.41		:26.39 :27.97	:28.62 :29.01	:30.26
	:29.40 :29.51	:29.55 :29.80	:28.42		:30.32 :30.65	:30.65 :30.89	:30.16
41)	PUBANTZ, DAVID	16 WINSTON-SALEM, NC	4:49.54	65)	FIGH, MATTHEW	14 MONTGOMERY, AL	4:54.97
	:26.29 :28.09	:28.82 :29.39	:29.68		:26.16 :28.59	:29.45 :29.67	:29.99
	:29.60 :29.51	:29.51 :29.69	:28.96		:30.00 :30.78	:30.40 :30.38	:29.55
41)	HOUCK, JUSTIN	15 READING, PA	4:49.54	66)	WEVER, MATT	13 BOISE, ID	4:54.98
	:26.06 :28.51	:28.81 :29.17	:29.37		:26.22 :29.64	:30.07 :29.87	:30.28
	:29.48 :29.65	:29.91 :30.39	:28.19		:30.44 :30.06	:29.74 :29.52	:29.14
43)	KUBOVCIK, GREG	15 READING, PA	4:49.65	67)	GAITANOPOULOS, JASON	18 PHOENIXVILLE, PA	4:55.10
	:25.74 :28.45	:29.07 :29.50	:29.64		:25.60 :27.85	:28.86 :29.66	:29.92
	:29.69 :29.94	:29.87 :29.59	:28.16		:30.73 :30.98	:30.69 :31.25	:29.56
44)	RYAN, JIM	18 UPR MAIN LINE, PA	4:50.38	68)	TURNER, JAKE	16 SARASOTA, FL	4:55.31
	:26.55 :28.51	:28.86 :29.42	:29.23		:26.17 :28.24	:28.93 :29.39	:29.77
	:28.84 :29.15	:30.00 :29.82	:30.00		:29.98 :30.15	:30.54 :31.34	:30.80
45)	GRAY, MARC	16 N.OAKLAND CO, MI	4:50.39	69)	DRUPKE, AUGIE	16 WINSTON-SALEM, NC	4:55.53
	:26.01 :28.14	:28.87 :29.42	:29.41		:26.68 :28.54	:29.38 :29.39	:30.26
	:29.55 :30.18	:29.90 :29.84	:29.07		:30.38 :30.24	:30.38 :30.50	:29.78
46)	TAKAHASHI, JO	15 SAN PEDRO, CA	4:50.71	70)	ELSTON, CHRIS	16 ORLANDO, FL	4:56.09
	:26.06 :28.10	:29.15 :29.27	:30.12		:26.51 :28.62	:29.63 :30.08	:29.91
	:30.01 :29.67	:29.51 :30.12	:28.70		:30.27 :30.73	:30.93 :30.41	:29.00
47)	SWANEY, DWIGHT	15 HAMILTON, NJ	4:51.63	71)	McBRIDE, JEFF	16 NEW CANAAN, CT	4:56.46
	:25.56 :28.62	:29.26 :29.42	:30.03		:26.79 :29.03	:30.15 :29.95	:30.07
	:29.56 :30.08	:29.79 :29.85	:29.46		:30.85 :30.82	:30.49 :30.80	:27.51
48)	WERA, TIMMY	15 M.E. LYONS, OH	4:51.70	72)	BARTZ, JOSH	15 N.W.DUPAGE, IL	4:56.47
	:26.39 :28.80	:29.69 :29.65	:29.46		:26.71 :28.86	:29.89 :29.88	:30.38
	:29.51 :30.08	:29.68 :29.89	:28.55		:30.67 :29.73	:30.25 :30.60	:29.50
49)	DUGAN, JAMES	16 RIDGEWOOD, NJ	4:51.71	73)	MILLER, STEVE	17 SCRANTON, PA	4:56.80
	:26.30 :27.69	:28.49 :29.21	:29.60		:26.60 :28.84	:29.85 :29.95	:30.22
	:29.40 :29.93	:30.38 :30.51	:30.20		:30.06 :30.34	:30.47 :30.54	:29.93
49)	NAJESZKIEWICZ, KRIS	15 GAITHERSBURG, MD	4:51.71	74)	PLETVAREC, DAME	17 GTR. BERGEN, NJ	4:56.81
	:26.48 :28.86	:29.67 :29.33	:29.72		:26.54 :29.08	:29.76 :29.97	:30.30
	:29.65 :30.12	:30.18 :29.39	:28.31		:30.54 :30.75	:30.74 :30.30	:28.83
51)	KNITTEL, PAT	18 RALEIGH, NC	4:52.41	75)	McHUGH, MICHAEL	17 BLUE ASH, OH	4:56.98
	:26.10 :27.95	:28.67 :29.63	:29.77		:26.79 :28.91	:29.97 :30.38	:30.81
	:30.04 :29.89	:30.29 :30.38	:29.69		:30.59 :30.88	:30.06 :29.90	:28.69
52)	NICHOLAS, BRIAN	15 KETTERING, OH	4:52.91	76)	CRISPINO, MATTHEW	17 SOUTHTON, CT	4:57.00
	:25.75 :28.47	:29.86 :29.45	:29.78		:26.60 :28.76	:29.43 :30.28	:30.23
	:29.93 :29.89	:30.34 :30.64	:28.80		:30.59 :30.62	:30.80 :30.55	:29.14
53)	MARK, DOUGLAS	15 FLUSHING YMCA, NY	4:53.11	77)	THROCKMORTON, RUSS	15 HENSKEL ECKMAN, VA	4:57.32
	:26.07 :28.08	:29.13 :29.54	:29.29		:26.61 :28.98	:30.03 :30.47	:30.46
	:29.90 :29.99	:30.73 :30.44	:29.94		:30.47 :30.45	:30.49 :30.31	:29.05
54)	NEUBAUER, IAN	16 BLUE ASH, OH	4:53.43	78)	COLLINS, MIKE	15 N.W.DUPAGE, IL	4:57.61
	:26.05 :28.83	:29.44 :29.92	:30.10		:26.01 :28.27	:29.33 :29.68	:29.82
	:30.19 :30.22	:30.18 :29.75	:28.75		:30.18 :30.94	:31.24 :31.29	:30.85
55)	FISCHER, JONATHAN	16 WILTON, CT	4:53.77	79)	DePOLL, JOHN	17 M.E. LYONS, OH	4:58.19
	:26.32 :28.79	:29.78 :29.84	:29.89		:27.34 :28.94	:29.50 :30.17	:30.25
	:29.71 :29.84	:29.95 :30.00	:29.65		:30.43 :30.21	:31.18 :31.11	:29.06
56)	LAM, ALLEN	15 SOMERSET, NJ	4:53.83	80)	PLANZER, PAUL	16 ANNE ARUNDEL, MD	4:59.49
	:26.03 :28.23	:29.39 :29.79	:29.81		:26.67 :29.26	:29.95 :30.27	:30.35
	:29.94 :30.03	:30.28 :30.37	:29.96		:30.17 :30.08	:30.92 :31.38	:30.44
57)	SWIECH, JOB	17 OSWEGO, NY	4:53.96	81)	BEGLEY, MATT	17 UPR MAIN LINE, PA	5:00.34
	:26.39 :28.61	:29.53 :29.86	:30.26		:27.05 :29.01	:29.73 :30.43	:30.77
	:30.56 :30.41	:30.21 :29.71	:28.42		:30.99 :30.98	:30.75 :30.94	:29.69
58)	COOPER, RYAN	15 WINSTON-SALEM, NC	4:54.02				
	:26.66 :28.98	:29.87 :30.21	:30.07				
	:30.18 :30.19	:29.84 :30.07	:27.95				

(CONTINUED ON NEXT PAGE)

EVENT : 3 WOMEN'S 200 YARDS INDIVIDUAL MEDLEY \*\*\*\*\*  
 NATIONAL RECORD 2:01.12 J. JORGENSEN WILTON FAMILY, CT 1988 APRIL 8, 1997 \*\*\*\*\*  
 QUALIFYING FOR NATIONALS 2:16.69

PLACE	NAME	YEAR	TEAM	TRIALS	FINAL
<b>CHAMPIONSHIP FINAL</b>					
1)	OLSON, MELISSA	18	HUNTINGTON, WV	2:03.61	2:03.38
	:27.17 :30.85 :35.56 :29.80				
2)	HIGHSTROM, LINDSEY	15	SCHROEDER BR. WI	2:06.07	2:04.57
	:26.02 :30.99 :37.51 :30.05				
3)	DeLONG, JENNIFER	17	WINSTON-SALEM, NC	2:06.55	2:04.87
	:27.90 :30.91 :36.82 :29.24				
4)	WATKINS, CHRISTY	15	ORLANDO, FL	2:07.01	2:06.59
	:27.22 :32.27 :37.18 :29.92				
5)	BRESSER, EMILY	17	M.E. LYONS, OH	2:07.96	2:06.77
	:28.02 :31.74 :37.32 :29.69				
6)	JOHNSON, SARA	14	BIRMINGHAM, MI	2:07.00	2:07.39
	:27.28 :31.64 :38.67 :29.80				
7)	MOSCA, LAURA	15	PIEDMONT, VA	2:08.46	2:07.58
	:27.79 :33.41 :36.44 :29.94				
8)	PURVIS, MEGHAN	17	SCHROEDER BR. WI	2:08.26	2:10.02
	:28.85 :34.01 :36.35 :30.81				
<b>CONSOLATION FINAL</b>					
9)	TENNESSEN, CARINA	17	RACINE, WI	2:08.90	2:05.24
	:28.20 :31.42 :36.25 :29.37				
10)	FENN, MEGHAN	17	WESTPORT, CT	2:08.67	2:08.31
	:28.58 :32.47 :36.50 :30.76				
11)	CLARK, CORRIE	14	UPR MAIN LINE, PA	2:09.23	2:08.48
	:27.56 :33.84 :36.42 :30.66				
12)	PATE, VIRGINIA	14	WINSTON-SALEM, NC	2:10.01	2:08.53
	:28.84 :32.34 :36.55 :30.80				
13)	PIERCE, ELIZABETH	18	MISSOURI VLY, ND	2:09.66	2:08.92
	:28.82 :33.26 :36.96 :29.88				
14)	CONE, KAREN	16	PARKERSBURG, WV	2:08.89	2:08.98
	:28.08 :31.85 :38.53 :30.52				
15)	DUDLEY, KELLI	15	GTR. TOPEKA, KS	2:09.05	2:09.32
	:28.90 :32.00 :38.17 :30.25				
	ROORBACH, KRISTEN	16	WESTPORT, CT	2:09.00	DISQUAL
	:28.08 :31.42 :38.94				
1)	OLSON, MELISSA	18	HUNTINGTON, WV	2:03.61	
	:27.33 :31.11 :35.82 :29.35				
2)	HIGHSTROM, LINDSEY	15	SCHROEDER BR. WI	2:06.07	
	:27.05 :31.52 :37.51 :29.99				
3)	DeLONG, JENNIFER	17	WINSTON-SALEM, NC	2:06.55	
	:27.81 :30.73 :37.78 :30.23				
4)	JOHNSON, SARA	14	BIRMINGHAM, MI	2:07.00	
	:27.97 :32.05 :37.81 :29.69				
5)	WATKINS, CHRISTY	15	ORLANDO, FL	2:07.01	
	:27.40 :31.97 :37.79 :29.85				
6)	BRESSER, EMILY	17	M.E. LYONS, OH	2:07.96	
	:28.09 :31.86 :37.81 :30.20				
7)	PURVIS, MEGHAN	17	SCHROEDER BR. WI	2:08.26	
	:28.90 :33.50 :35.58 :30.28				
8)	MOSCA, LAURA	15	PIEDMONT, VA	2:08.46	
	:27.80 :33.31 :36.57 :30.78				
9)	FENN, MEGHAN	17	WESTPORT, CT	2:08.67	
	:28.37 :32.27 :37.62 :30.41				
10)	CONE, KAREN	16	PARKERSBURG, WV	2:08.89	
	:28.06 :31.50 :38.54 :30.79				
11)	TENNESSEN, CARINA	17	RACINE, WI	2:08.90	
	:27.54 :31.91 :38.92 :30.53				
12)	ROORBACH, KRISTEN	16	WESTPORT, CT	2:09.00	
	:28.37 :31.37 :38.97 :30.29				
13)	DUDLEY, KELLI	15	GTR. TOPEKA, KS	2:09.05	
	:28.61 :32.83 :37.42 :30.19				
14)	CLARK, CORRIE	14	UPR MAIN LINE, PA	2:09.23	
	:27.56 :34.34 :36.59 :30.74				
15)	PIERCE, ELIZABETH	18	MISSOURI VLY, ND	2:09.66	
	:29.09 :34.14 :36.25 :30.18				
16)	PATE, VIRGINIA	14	WINSTON-SALEM, NC	2:10.01	
	:29.24 :32.78 :37.43 :30.56				
17)	CHUNG, JESSICA	17	N. OAKLAND CO, MI	2:10.38	
	:28.22 :32.74 :37.74 :31.68				
18)	ROCK, KATIE	15	CHESTER, CT	2:10.42	
	:28.62 :32.63 :38.71 :30.46				
19)	BODINE, LAURA	16	ANNE ARUNDEL, MD	2:10.79	
	:29.15 :32.65 :37.92 :31.07				
20)	LUSCHAS, MARY	17	BLOOMSBURG, PA	2:10.90	
	:27.77 :32.59 :39.31 :31.23				
21)	SANDRELL, JACKIE	18	MCHENRY CO, IL	2:10.93	
	:28.70 :33.92 :37.79 :30.52				
22)	SPIRO, ERIN	15	N. OAKLAND CO, MI	2:11.01	
	:28.81 :32.28 :40.10 :29.82				
23)	SWEETING, KELLI	15	SARASOTA, FL	2:11.17	
	:29.29 :32.89 :38.30 :30.69				
24)	MYERS, HEATHER	17	POWEL CROSLY, OH	2:11.24	
	:29.65 :34.75 :37.30 :29.54				
25)	PATTERSON, BROOKE	17	SCHROEDER BR. WI	2:11.29	
	:29.00 :33.33 :38.15 :30.81				
26)	PILOTO, J.P.	17	SARASOTA, FL	2:11.31	
	:28.91 :33.83 :38.01 :30.56				
27)	WAKEFIELD, STEPHANIE	17	M.E. LYONS, OH	2:11.39	
	:29.32 :32.26 :39.08 :30.73				
	<del>28.05 :33.37 :40.03 :29.95</del>				
29)	CATTRELL, LINDSEY	16	WILTON, CT	2:11.46	
	:28.80 :33.25 :39.07 :30.34				
30)	WILKINSON, JILL	17	FRANKLIN, PA	2:11.47	
	:29.05 :33.32 :37.84 :31.26				

( CONTINUED ON NEXT PAGE )



31) POLLENZ, JAMIE	16 RALEIGH, NC	2:11.67	67) CRAWFORD, AMANDA	15 RIDGEWOOD, NJ	2:14.81
:28.78 :32.60	:39.02 :31.27		:28.73 :32.71	:40.42 :32.95	
32) MORSE, MINDY	17 WILTON, CT	2:11.73	68) HELMERS, MAGGIE	16 FAIRFIELD, OH	2:14.82
:28.80 :32.22	:39.00 :31.71		:28.26 :33.42	:40.19 :32.95	
33) HELVEY, STACY	18 N.W.DUPAGE, IL	2:11.83	69) FRITZSCHE, ANN	18 BURLINGTON, NJ	2:14.98
:28.86 :33.92	:38.85 :30.20		:29.48 :35.98	:37.30 :32.22	
34) SCKOLNIK, MELISSA	15 WILTON, CT	2:11.85	70) ABE, AKIKO	17 SAN PEDRO, CA	2:14.99
:28.49 :34.79	:37.32 :31.25		:29.38 :34.95	:38.95 :31.71	
35) WIETHORN, MOLLY	17 POWEL CROSLEY, OH	2:11.95	71) INGRAM, LEAH	15 N.OAKLAND CO, MI	2:15.39
:28.82 :32.93	:39.02 :31.18		:29.28 :36.00	:38.90 :31.21	
36) MILLER, DARCY	16 N.W.DUPAGE, IL	2:11.97	72) WOYNEROWSKI, CARRIE	17 LAKEHILL, NJ	2:15.44
:29.53 :33.92	:38.13 :30.39		:29.20 :35.77	:40.20 :32.27	
37) HUNCHAR, EMILY	17 BLOOMSBURG, PA	2:12.02	73) DUMBLETON, DANIKA	14 UPR MAIN LINE, PA	2:15.46
:28.65 :34.54	:38.33 :30.50		:29.16 :35.28	:38.88 :32.14	
38) LOCHTE, MEGAN	17 DAYTONA BEACH Y	2:12.05	73) CLARK, MEGAN	12 WINSTON-SALEM, NC	2:15.46
:28.51 :33.50	:39.27 :30.77		:29.16 :34.13	:39.25 :32.92	
39) VALASCO, TRACI	16 N.OAKLAND CO, MI	2:12.16	75) PLUMMER, MELISSA	15 NEWARK, DE	2:15.50
:29.42 :34.32	:36.39 :32.03		:29.41 :35.43	:38.66 :32.00	
40) PRASLER, EMILY	15 N.W.DUPAGE, IL	2:12.22	76) ENGRAHM, MARLA	17 RALEIGH, NC	2:15.54
:29.03 :31.28	:40.74 :31.17		:29.56 :33.91	:40.85 :31.22	
41) MARTIN, JILL	16 ORLANDO, FL	2:12.26	77) ANDREWS, JAMIE	15 SOUTHSIDE, VA	2:15.55
:29.32 :33.84	:37.45 :31.65		:28.99 :34.00	:39.54 :33.02	
42) GILL, ANNIE	15 SOUTHSIDE, VA	2:12.27	78) PRINCE, STEPHANIE	16 BOISE, ID	2:15.60
:28.98 :33.33	:38.29 :31.67		:29.77 :34.01	:39.83 :31.99	
43) WINKELHAUS, KATIE	14 ANN ARBOR, MI	2:12.34	78) GEORGE, SARAH	16 WILMINGTON, NC	2:15.60
:28.83 :32.38	:39.47 :31.66		1:03.11 :39.66	:32.83 :00.00	
44) MEYERS, JULIE	16 SOMERSET, NJ	2:12.46	80) COBS, EMILY	17 BATH AREA, ME	2:15.64
:28.59 :31.92	:40.26 :31.69		:29.52 :35.47	:38.83 :31.82	
45) CIPOLETTI, ELLEN	18 HUNTINGTON, WV	2:12.51	81) LANGSLET, KARIANNA	15 RIDGEWOOD, NJ	2:15.77
:29.16 :33.12	:39.22 :31.01		:29.04 :34.02	:40.66 :32.05	
46) CONDON, ERIN	17 WILTON, CT	2:12.54	82) DOYLE, SUSANNAH	15 CENT. VIRGINIA	2:15.81
:28.85 :32.98	:40.63 :30.08		:29.80 :32.91	:40.45 :32.65	
47) WRIGHT, KARA	15 CHAMPAIGN, IL	2:12.83	83) SUTTON, JOCKLYN	17 LAKEHILL, NJ	2:16.05
:28.79 :32.40	:40.67 :30.97		:29.85 :32.07	:42.37 :31.76	
48) BALDASSARI, ANDRIA	16 NEWARK, DE	2:12.92	84) SHORE, REBECCA	14 SUMMIT AREA, NJ	2:16.11
:28.62 :34.11	:39.11 :31.08		:29.59 :34.09	:39.62 :32.81	
49) ERNST, EMILY	16 BIRMINGHAM, MI	2:12.97	85) HELWIG, MEGHAN	16 SOMERSET, NJ	2:16.22
:29.30 :34.64	:36.93 :32.10		:30.04 :33.61	:41.70 :30.87	
50) HUGHES, MARGARET ANN	14 WILMINGTON, NC	2:13.03	86) ORWIG, DRUE	15 MUSKEGON, MI	2:16.36
:28.51 :32.88	:38.64 :33.00		:29.15 :34.24	:40.25 :32.72	
51) DAWE, LAUREN	16 WESTPORT, CT	2:13.12	87) LOWE, JENNIFER	17 MINOT, ND	2:16.42
:29.27 :33.55	:39.75 :30.55		:29.49 :36.33	:37.27 :33.33	
52) MOORHEAD, KIM	17 N.OAKLAND CO, MI	2:13.25	88) CRATES, JILL	17 LIMA, OH	2:16.45
:29.60 :32.05	:39.71 :31.89		:28.90 :33.65	:40.42 :33.48	
53) GARDNER, KATI	17 BLOOMSBURG, PA	2:13.30	89) GAMBILL, LINDSEY	17 N.OAKLAND CO, MI	2:16.47
:29.78 :34.38	:37.49 :31.65		:29.18 :35.28	:39.20 :32.81	
54) SCHWANTZ, KELLY	17 ST.CLOUD, MN	2:13.31	90) SMITH, JACYNDA	18 FLINT, MI	2:16.52
:28.03 :34.81	:37.34 :33.13		:28.76 :34.56	:41.00 :32.20	
55) NISTA, MONICA	17 WILTON, CT	2:13.38	91) FOELL, KATIE	17 CHESHIRE, CT	2:16.67
:29.29 :34.25	:37.95 :31.89		:29.63 :32.86	:42.34 :31.84	
56) MASSARO, MARCIE	18 READING, PA	2:13.53	92) REDMON, ALLISON	17 PIEDMONT, VA	2:16.73
:29.24 :35.48	:38.16 :30.65		:30.33 :36.57	:38.31 :31.52	
57) WEBB, MELISSA	13 HUNTINGTON, WV	2:13.57	93) ASHENFELTER, LYNN	14 MONTCLAIR, NJ	2:16.77
:30.09 :32.59	:40.63 :30.26		:30.52 :34.11	:41.05 :31.09	
58) CUTLER, LAURA	13 WINSTON-SALEM, NC	2:13.69	94) CAMPBELL, COLLEEN	18 HAMDEN/N.HAVEN	2:16.79
:29.78 :34.52	:38.92 :30.47		:30.33 :34.61	:40.35 :31.50	
59) GRIFFIS, MEGHAN	17 WILTON, CT	2:13.74	95) TRIEBBE, NICOLE	14 NAPERVILLE, IL	2:16.85
:28.76 :36.28	:36.72 :31.98		:28.87 :35.27	:40.43 :32.28	
60) NELSON, TARA	18 WESTPORT, CT	2:13.79	96) MUSK, LAUREN	15 M.E. LYONS, OH	2:16.87
:29.11 :32.40	:41.00 :31.28		:30.40 :35.12	:39.79 :31.56	
61) LIPOFF, SAMMY	15 ORLANDO, FL	2:13.83	97) BOLLINGER, KATE	18 WILTON, CT	2:16.96
:28.59 :35.46	:38.55 :31.23		:29.82 :35.93	:39.26 :31.95	
61) LOWE, MOLLY	17 HAMILTON, NJ	2:13.83	98) CHENIER, MEGAN	13 GOLDSBORO, NC	2:17.15
:29.31 :34.27	:38.84 :31.41		:28.25 :35.24	:40.95 :32.71	
63) NICKSON, NATALIE	16 ORLANDO, FL	2:14.20	99) WEITZ, RACHEL	16 BURLINGTON, NJ	2:17.22
:27.89 :35.50	:39.43 :31.38		:30.35 :34.61	:40.53 :31.73	
64) LUMKES, MELISSA	16 OAK PARK, IL	2:14.29	100) BERLIN, LAUREN	16 N.OAKLAND CO, MI	2:17.41
:29.68 :32.06	:41.80 :30.75		:29.81 :34.33	:40.59 :32.68	
65) KAVETSKY, ANNA	13 ANNE ARUNDEL, MD	2:14.30	101) DLOGONSKI, DEIRDRE	14 WASHINGTON CO, PA	2:17.53
:28.53 :32.54	:42.00 :31.23		:30.28 :35.67	:40.24 :31.34	
66) MADONIA, CLAIRE	18 FLUSHING YMCA, NY	2:14.79	102) STRAUSS, PEGGY	17 S.E.GRAND RAPIDS	2:17.61
:28.55 :35.12	:39.83 :31.29		:29.36 :35.33	:41.80 :31.12	

(CONTINUED ON NEXT PAGE)

EVENT: 3 WOMEN'S 200 YARDS INDIVIDUAL MEDLEY

(CONTINUED)

103)	RUNFT, LINDSAY	18	McHENRY CO, IL	2:17.73	117)	WHITE, NICOLE	15	CLEARFIELD, PA	2:19.49
	:30.11 :34.15		:40.21 :33.26			:29.12 :34.38		:44.10 :31.89	
104)	BROCKMAN, BETSY JO	13	CLERMONT, OH	2:17.74	118)	DELLIA, ABBY	15	OSWEGO, NY	2:19.55
	:30.13 :35.09		:38.69 :33.83			:29.28 :33.48		:41.11 :35.68	
105)	HOGAN, MAGGIE	17	RED BANK, NJ	2:18.00	119)	HOWIE, MONICA	17	OAK PARK, IL	2:19.80
	:30.06 :34.59		:41.36 :31.99			:29.48 :36.76		:41.10 :32.46	
106)	KOSNIK, BRADY	15	N.OAKLAND CO, MI	2:18.03	120)	NIGH, SARAH	18	GALION, OH	2:20.56
	:30.08 :34.99		:39.27 :33.69			:29.40 :36.24		:42.36 :32.56	
107)	CAREY, KATIE	15	POWEL CROSLY, OH	2:18.11	121)	AUCLAIR, MELANIE	17	OSWEGO, NY	2:20.87
	:29.21 :33.51		:42.81 :32.58			:30.50 :36.32		:41.94 :32.11	
108)	LEEHIVE, KARA	18	LAKELAND HILL, NJ	2:18.19	122)	WAKEFIELD, ANGELA	17	M.E. LYONS, OH	2:21.46
	:29.55 :36.49		:38.76 :33.39			:32.05 :37.28		:40.44 :31.69	
109)	BAILLY, NOELLE	17	KETTERING, OH	2:18.26	123)	KABALA, CHRISTINA	16	LAUREL HIGHLANDS	2:21.64
	:28.80 :34.99		:40.32 :34.15			:29.79 :36.88		:41.97 :33.00	
110)	PRESLEY, ABIGAIL	17	KANKAKEE, IL	2:18.49	124)	DAVIS, RHEA	16	ORLANDO, FL	2:22.44
	:30.23 :33.83		:40.95 :33.48			:30.48 :36.88		:42.60 :32.48	
111)	McKINNEY, KARA	14	ROANOKE, VA	2:18.52	125)	McFERRAN, JESSE	14	BLUES ASH, OH	2:22.46
	:30.60 :36.00		:39.72 :32.20			:30.98 :36.33		:42.24 :32.91	
112)	GALLAGHER, COLLEEN	12	N.W.DUPAGE, IL	2:18.74	126)	METZLER, BRIDGET	17	AUBURN, NY	2:22.53
	:30.80 :35.06		:41.36 :31.52			:30.09 :36.94		:42.05 :33.45	
113)	KOPISECKI, MEGAN	15	PHOENIXVILLE, PA	2:18.77		THOMOVSKY, STEPHANIE	18	S.SARATOGA CO, NY	DISQUAL
	:30.55 :36.42		:39.71 :32.09			:00.00 :00.00		:00.00 DISQUAL	
114)	TURNAGE, JAMIE	17	SOMERSET VLY, NJ	2:18.86		JONES, KELLY	14	KETTERING, OH	DISQUAL
	:30.28 :34.29		:42.72 :31.57			:00.00 :00.00		:00.00 DISQUAL	
115)	KOEPKE, MIRANDA	15	M.E. LYONS, OH	2:19.02		GIRSE, KATE	16	MISSOURI VLY, ND	DISQUAL
	:30.44 :36.37		:40.48 :31.73			:00.00 :00.00		:00.00 DISQUAL	
116)	PAK, ALICE	16	SAN PEDRO, CA	2:19.13					
	:30.27 :36.85		:39.56 :32.45						

EVENT : 4 MEN'S 200 YARDS INDIVIDUAL MEDLEY \*\*\*\*\*  
 NATIONAL RECORD 1:48.29 D. WEATHERFORD COLLIER CITY, FL 1990  
 QUALIFYING FOR NATIONALS 2:04.19

APRIL 8, 1997 \*\*\*\*\*

PLACE	NAME	YEAR	TEAM	TRIALS	FINAL
CHAMPIONSHIP FINAL					
1)	CARLSON, TIM	17	N.W.DUPAGE, IL	1:52.29	1:53.08
	:24.34 :28.21		:32.94 :27.59		
2)	BATCY, JOE	16	RALEIGH, NC	1:53.80	1:53.39 ✓
	:24.50 :28.48		:33.11 :27.30		
3)	CORCORAN, TIMOTHY	16	WILTON, CT	1:54.05	1:55.12
	:24.23 :28.99		:34.65 :27.25		
4)	CLARK, JAFFREY	16	UPR MAIN LINE, PA	1:54.49	1:55.17
	:24.82 :28.60		:34.12 :27.63		
5)	LAM, RANDY	14	N.OAKLAND CO, MI	1:54.79	1:55.20
	:24.55 :29.30		:34.13 :27.22		
6)	KIRK, JOHN	18	M.E. LYONS, OH	1:55.09	1:55.33
	:25.64 :29.92		:32.97 :26.80		
7)	CLARK, GRANT	18	UPR MAIN LINE, PA	1:55.36	1:55.39
	:24.83 :30.19		:32.07 :28.30		
8)	KELLY, ROB	18	N.W.DUPAGE, IL	1:55.22	1:56.53
	:24.67 :29.39		:35.81 :26.66		
CONSOLATION FINAL					
9)	RHINE, JUSTIN	16	ORLANDO, FL	1:55.84	1:54.83
	:25.29 :30.53		:31.84 :27.17		
10)	KLEIER, CAMERON	17	GTR. TOPEKA, KS	1:55.99	1:55.50
	:25.33 :30.01		:32.89 :27.27		
11)	BENORB, AARON	16	N.OAKLAND CO, MI	1:56.32	1:55.66
	:24.96 :28.84		:34.52 :27.34		
12)	HAUPT, MATT	17	CARLISLE, PA	1:56.27	1:55.76
	:24.78 :29.75		:34.11 :27.12		
13)	BOTES, GENE	16	CENT. CHESTER CO.	1:56.08	1:55.82
	:24.44 :29.48		:33.24 :28.66		
14)	DUDA, NICHOLAS	17	DEARBORN, MI	1:55.70	1:55.98
	:25.55 :29.53		:33.08 :27.82		
15)	JOGANOW, VIKTOR	17	LAKELAND HILL, NJ	1:56.02	1:56.12
	:25.94 :29.44		:32.86 :27.88		
16)	MERRILL, DANIEL	16	GAITHERSBURG, MD	1:56.60	1:56.45
	:25.30 :30.42		:33.44 :27.29		

( CONTINUED ON NEXT PAGE )

1) CARLSON, TIM	17 N.W.DUPAGE, IL	1:52.29	37) YBUNG, KENT	17 FLUSHING YMCA, NY	1:59.50
:24.25 :28.40	:32.72 :26.92		:25.66 :30.27	:35.90 :27.67	
2) BAICY, JOE	16 RALEIGH, NC	1:53.80	38) RIEBEL, MARK	16 FAIRFIELD, OH	1:59.72
:24.86 :28.22	:32.75 :27.97		:25.62 :31.24	:34.99 :27.87	
3) CORCORAN, TIMOTHY	16 WILTON, CT	1:54.05	39) ESPOSITO, JAMES	17 FLUSHING YMCA, NY	1:59.74
:24.20 :28.59	:34.15 :27.11		:25.29 :32.14	:33.93 :28.38	
4) CLARK, JAFFREY	16 UPR MAIN LINE, PA	1:54.49	40) TAYLOR, MICHAEL	17 ANNE ARUNDEL, MD	1:59.77
:24.52 :28.34	:33.45 :28.18		:25.59 :31.47	:35.25 :27.46	
5) LAM, RANDY	14 N.OAKLAND CO, MI	1:54.79	41) HUBER, TOM	17 POWEL CROSLLEY, OH	1:59.79
:25.20 :29.17	:33.01 :27.41		:25.30 :30.78	:33.92 :29.79	
6) KIRK, JOHN	18 M.E. LYONS, OH	1:55.09	42) HEWITT, MIKE	16 COUNTRYSIDE, OH	2:00.05
:25.36 :29.95	:33.03 :26.75		:26.97 :30.47	:34.53 :28.08	
7) KELLY, ROB	18 N.W.DUPAGE, IL	1:55.22	43) ALLEN, BRIAN	16 WILMINGTON, NC	2:00.10
:25.06 :28.90	:35.37 :25.89		:26.39 :30.07	:35.29 :28.35	
8) CLARK, GRANT	18 UPR MAIN LINE, PA	1:55.36	43) FORREST, CHRIS	17 APPLETON, WI	2:00.10
:24.99 :30.62	:31.45 :28.30		:25.65 :30.39	:35.21 :28.85	
9) DUDA, NICHOLAS	17 DEARBORN, MI	1:55.70	45) SORIA, ERIK	15 NEW CANAAN, CT	2:00.16
:25.14 :29.52	:33.39 :27.65		:25.48 :28.64	:37.31 :28.73	
10) RHINE, JUSTIN	16 ORLANDO, FL	1:55.84	46) DONORRIO, MATTHEW	16 WESTPORT, CT	2:00.20
:25.41 :30.57	:32.22 :27.64		:26.46 :30.17	:35.20 :28.37	
11) KLEIER, CAMERON	17 GTR. TOPEKA, KS	1:55.99	47) ROATSEY, TODD	18 HUNTINGTON, WV	2:00.21
:25.10 :29.47	:33.39 :28.03		:25.22 :30.28	:36.09 :28.62	
12) JOGANOW, VIKTOR	17 LAKELAND HILL, NJ	1:56.02	48) DAIGNEAULT, ADAM	17 BATH AREA, ME	2:00.58
:25.86 :29.53	:32.76 :27.87		:25.28 :30.25	:35.78 :29.27	
13) BOTES, GENE	16 CRT. CHESTER CO.	1:56.08	49) McLEOD, GEOFF	14 ROANOKE, VA	2:00.66
:24.26 :29.58	:34.18 :28.06		:24.86 :30.63	:35.65 :29.52	
14) HAUPT, MATT	17 CARLISLE, PA	1:56.27	50) CASSELLA, RYAN	15 CHESHIRE, CT	2:00.75
:24.87 :29.37	:34.41 :27.62		:26.42 :32.30	:33.63 :28.40	
15) BENORE, AARON	16 N.OAKLAND CO, MI	1:56.32	51) GIRMAN, ANDREW	17 BURLINGTON, NJ	2:00.84
:25.15 :28.85	:35.05 :27.27		:25.56 :30.88	:35.41 :28.99	
16) MERRILL, DANIEL	16 GAITHERSBURG, MD	1:56.60	52) MAURER, CHRIS	15 RRADING, PA	2:01.03
:25.46 :30.73	:32.39 :28.02		:26.87 :31.93	:32.93 :29.30	
17) FERGUSON, ANDREW	18 LAKELAND HILL, NJ	1:56.63	53) LYNCH, ADAM	17 GAMELE-NIPPERT, O	2:01.28
:24.51 :28.71	:35.63 :27.78		:27.35 :30.95	:34.87 :28.11	
18) HORNER, MATT	16 ORLANDO, FL	1:56.80	53) KULESA, ERIC	16 UPR MAIN LINE, PA	2:01.28
:25.19 :28.59	:35.27 :27.75		:26.60 :30.08	:35.35 :29.25	
19) ROEHL, BILL	18 SCRANTON, PA	1:57.04	55) REMALY, GREG	16 BLOOMSBURG, PA	2:01.37
:25.02 :29.59	:33.88 :28.55		:26.70 :31.28	:34.75 :28.64	
20) IGNACIO, PHILLIP	18 SAN PEDRO, CA	1:57.12	56) DABE, SHAWN	16 FRANKFORT, KY	2:01.59
:25.23 :29.38	:35.00 :27.51		:25.70 :30.82	:36.71 :28.36	
21) MILAK, KEVIN	17 APPLETON, WI	1:57.31	57) FORCIER, MATT	18 CHESHIRE, CT	2:01.78
:25.91 :29.73	:33.87 :27.80		:25.87 :30.43	:35.84 :29.64	
22) HERRINGTON, MICHAEL	17 SARASOTA, FL	1:57.66	58) KERN, DAVID	17 FREEHOLD, NJ	2:01.79
:25.81 :29.38	:35.37 :27.10		:25.80 :31.28	:34.66 :30.05	
23) GROSS, MICHAEL	16 LAKELAND HILL, NJ	1:57.72	59) FIDEN, DREW	17 KETTERING, OH	2:01.80
:25.47 :28.67	:35.46 :28.12		:25.67 :32.57	:34.18 :29.38	
24) CHIPLEY, HUNT	17 CRT. VIRGINIA	1:57.96	60) GASAWAY, ZACH	16 OLD TOWN, ME	2:01.82
:25.33 :28.40	:35.56 :28.67		:25.77 :31.17	:35.46 :29.42	
25) SUTHERLAND, DAVE	17 RALEIGH, NC	1:57.97	61) DAGGETT, JAMIE	15 OAK PARK, IL	2:01.89
:25.89 :30.09	:34.07 :27.92		:25.52 :29.78	:36.99 :29.60	
26) OLSZEWSKI, CHRIS	15 N.W.DUPAGE, IL	1:58.02	62) JANSZEN, DAVID	13 POWEL CROSLLEY, OH	2:02.09
:25.75 :28.70	:36.38 :27.19		:26.61 :30.99	:35.88 :28.61	
27) ALLEN, QUINN	17 BOISE, ID	1:58.33	63) DOUGLASS, BEN	15 MARIETTA, OH	2:02.34
:25.75 :30.56	:34.13 :27.89		:26.44 :30.89	:35.89 :29.12	
28) SULLIVAN, BRANDON	17 CRT. CHESTER CO.	1:58.35	64) SAYCE, TAD	16 NASHUA, NH	2:02.37
:25.53 :30.48	:34.24 :28.10		:26.10 :32.24	:36.11 :27.92	
29) JOHNSON, ADAM	17 WINSTON-SALEM, NC	1:58.61	65) KONDRATENOK, VOVA	18 OLD TOWN, ME	2:02.45
:25.84 :30.05	:34.68 :28.04		:26.63 :31.06	:36.59 :28.17	
30) ANDERSON, MARC	18 N.W.DUPAGE, IL	1:58.68	66) POREMBKA, MATT	18 LAUREL HIGHLANDS	2:02.53
:25.69 :29.90	:35.67 :27.42		:26.32 :31.90	:35.09 :29.22	
31) IHLENFELD, MATT	18 N.W.DUPAGE, IL	1:58.69	67) DESORBO, ANDREW	14 ROWAN COUNTY, NC	2:02.81
:25.87 :30.47	:33.62 :28.73		:25.99 :31.13	:36.51 :29.18	
32) GRANT, JARED	18 ORLANDO, FL	1:58.81	68) BENCIVENGO, DREW	16 HAMILTON, NJ	2:03.07
:24.39 :31.22	:35.20 :28.00		:26.42 :31.31	:36.46 :28.88	
33) WARE, KYLE	18 FAIRFIELD, OH	1:59.18	69) MURIN, JOE	16 GLENS FALLS, NY	2:03.16
:25.34 :30.96	:34.53 :28.35		:26.95 :29.69	:37.02 :29.50	
34) HARTSELL, JACOB	17 ROWAN COUNTY, NC	1:59.30	70) KUESS, AARON	15 N.OAKLAND CO, MI	2:03.21
:25.57 :29.91	:35.23 :28.59		:26.17 :32.32	:35.72 :29.00	
35) CARVER, KRIS	14 ANN ARBOR, MI	1:59.42	71) ABERCROMBIE, J.D.	14 BOISE, ID	2:03.27
:27.05 :30.29	:33.88 :28.20		:26.01 :30.61	:36.91 :29.74	
36) BAZYLEWICZ, DANIEL	17 BEVERLY, MA	1:59.47	72) WEIR, SCOTT	14 S.E.GRAND RAPIDS	2:03.50
:24.93 :29.23	:36.64 :28.67		:26.92 :30.86	:37.29 :28.43	

( CONTINUED ON NEXT PAGE )

EVENT: 4 MEN'S 200 YARDS INDIVIDUAL MEDLEY

(CONTINUED)

73)	JANSZEN, JOHN	14	POWEL CROSLEY, OH	2:03.51	89)	HEISS, AARON	16	APPLETON, WI	2:05.23
	:27.62 :30.17		:37.64 :28.08			:27.03 :32.19		:35.84 :30.17	
74)	BARTON, KEN	18	CHESHIRE, CT	2:03.59	90)	PHIL, NATAN	14	APPLETON, WI	2:05.27
	:26.28 :33.75		:34.10 :29.46			:27.18 :30.64		:37.58 :29.87	
75)	WYNNE, DAVID	17	MONTECLAIR, NJ	2:03.60	91)	HAAG, JON	15	ASHLAND, OH	2:05.55
	:25.70 :30.16		:38.62 :29.12			:26.64 :31.54		:38.35 :29.02	
76)	FRICKER, KARL	16	RED BANK, NJ	2:03.63	91)	SWIGON, MICHAEL	16	ROWAN COUNTY, NC	2:05.55
	:26.55 :31.54		:37.02 :28.52			:26.34 :32.87		:37.75 :28.59	
77)	SZABO, DOMINICK	14	BOYERTOWN, PA	2:03.77	93)	KING, DAVID	17	CUMBERLAND, MD	2:05.78
	:26.88 :32.07		:34.65 :30.17			:26.79 :31.73		:36.48 :30.78	
78)	LIBERTINY, ATTILA	18	NEW CANAAN, CT	2:03.84	94)	ROBBINS, ELLIOT	16	HICKORY, NC	2:05.83
	:26.12 :30.99		:37.91 :28.82			:27.33 :33.55		:36.36 :28.59	
79)	REHRIS, MATTHEW	15	SUMMIT AREA, NJ	2:03.92	95)	KINNEY, STEPHAN	15	FAIRFIELD, CT	2:06.07
	:26.70 :31.82		:35.61 :29.79			:26.98 :32.38		:36.39 :30.32	
80)	ROBINSON, MIKE	16	RIDGEWOOD, NJ	2:04.30	96)	MARTIN, SEAN	16	BLOOMSBURG, PA	2:06.13
	:26.14 :30.78		:37.43 :29.95			:25.78 :31.12		:38.66 :30.57	
81)	CRISPINO, MATTHEW	17	SOUTHINGTON, CT	2:04.61	97)	MULDER, DERRICK	13	PIEDMONT, VA	2:06.51
	:26.56 :33.04		:36.79 :28.22			:25.67 :30.80		:39.18 :30.86	
82)	KUCZIK, CASEY	15	RIDGEWOOD, NJ	2:04.80	98)	CRUZ, DANIEL	13	DAYTONA BEACH Y	2:06.67
	:26.54 :31.31		:36.90 :30.05			:26.26 :31.87		:38.88 :29.66	
83)	CLIFFORD, ADAM	17	OIL CITY, PA	2:04.82	99)	DUTCHER, DAN	18	BOISE, ID	2:07.06
	:26.75 :32.20		:35.01 :30.86			:27.03 :31.23		:38.46 :30.34	
84)	LIM, ANDREW	16	GLENDALE, CA	2:04.86	100)	MILLER, STEVE	17	SCRANTON, PA	2:07.31
	:27.01 :31.78		:37.75 :28.32			:28.71 :31.75		:37.45 :29.40	
85)	POLEY, MICHAEL	17	CENT. CHESTER CO.	2:04.87	101)	ULISHNEY, ADAM	18	LAUREL HIGHLANDS	2:07.61
	:25.89 :30.41		:39.19 :29.38			:26.09 :31.13		:39.11 :31.28	
86)	McAULIFFE, BRENT	15	WASHINGTON CO, PA	2:05.03	102)	CARBONARO, PATRICK	17	AUBURN, NY	2:08.50
	:25.92 :31.90		:36.31 :30.90			:27.07 :32.91		:38.33 :30.19	
87)	DUMOND, TREVOR	15	M.E. LYONS, OH	2:05.13	103)	HOMBERGER, MATT	16	COLUMBUS HILLTOP	2:11.45
	:27.43 :33.36		:34.39 :29.95			:26.95 :32.20		:40.09 :32.21	
88)	QUINN, SEUMAS	15	BURLINGTON, NJ	2:05.22					
	:27.12 :32.10		:36.88 :29.12						

EVENT : 5 WOMEN'S 50 Yards FREESTYLE  
 NATIONAL RECORD :23.21 LAUREN MOORE WILTON YMCA  
 QUALIFYING FOR NATIONALS :25.79

\*\*\*\*\*  
 1996

APRIL 8, 1997 \*\*\*\*\*

PLACE	NAME	YEAR	TEAM	TRIALS	FINAL			
<b>CHAMPIONSHIP FINAL</b>								
1)	MOORE, LAUREN	16	WILTON, CT	:23.26	:23.46			
2)	ADAMS, COURTNEE	15	APPLETON, WI	:23.46	:23.48			
3)	WILLIAMS, STEFANIE	17	BLOOMSBURG, PA	:23.66	:23.55			
4)	BRUTZ, JESSICA	15	GTR. JOHNSTOWN, PA	:24.11	:23.89			
5)	HULICK, DANIELLE	14	KNOX COUNTY Y, IL	:23.94	:23.97			
6)	KELLER, CHRISTINE	15	CHAMPAIGN, IL	:24.10	:24.00			
7)	LIZZILO, JESSICA	15	ORLANDO, FL	:24.09	:24.01			
8)	ANDERSON, CAITLIN	16	RALFIGH, NC	:24.14	:24.21			
<b>CONSOLATION FINAL</b>								
9)	CURRAN, CAROLINE	15	WILMINGTON, NC	:24.50	:24.17			
10)	WILLIAMS, CHRISTINE	15	HAMILTON, NJ	:24.23	:24.42			
11)	WOYTOWYCH, DEB DEB	15	NAPERVILLE, IL	:24.42	:24.64			
11)	FINERAN, KERRIE	17	FORT WAYNE, IN	:24.31	:24.64			
13)	SYKES, ERIN	17	ANNE ARUNDEL, MD	:24.43	:24.66			
14)	SNEAD, MARTHA	13	ROANOKE, VA	:24.47	:24.72			
15)	SCHWARTZ, RACHEL	17	RED BANK, NJ	:24.46	:24.78			
16)	MARSH, JORDAN	16	CENT. VIRGINIA	:24.47	:24.81			
1)	MOORE, LAUREN	16	WILTON, CT	:23.26	11) WOYTOWYCH, DEB DEB	15	NAPERVILLE, IL	:24.42
2)	ADAMS, COURTNEE	15	APPLETON, WI	:23.46	12) SYKES, ERIN	17	ANNE ARUNDEL, MD	:24.43
3)	WILLIAMS, STEFANIE	17	BLOOMSBURG, PA	:23.66	13) SCHWARTZ, RACHEL	17	RED BANK, NJ	:24.46
4)	HULICK, DANIELLE	14	KNOX COUNTY Y, IL	:23.94	14) SNEAD, MARTHA	13	ROANOKE, VA	:24.47
5)	LIZZILO, JESSICA	15	ORLANDO, FL	:24.09	14) MARSH, JORDAN	16	CENT. VIRGINIA	:24.47
6)	KELLER, CHRISTINE	15	CHAMPAIGN, IL	:24.10	16) CURRAN, CAROLINE	15	WILMINGTON, NC	:24.50
7)	BRUTZ, JESSICA	15	GTR. JOHNSTOWN, PA	:24.11	17) SLONAKER, KATE	16	SUMMIT AREA, NJ	:24.51
8)	ANDERSON, CAITLIN	16	RALFIGH, NC	:24.14	18) CONGER, SARAH	17	MACOMB, MI	:24.52
9)	WILLIAMS, CHRISTINE	15	HAMILTON, NJ	:24.23	19) SCHAPFER, SARAH	15	ANNE ARUNDEL, MD	:24.54
10)	FINERAN, KERRIE	17	FORT WAYNE, IN	:24.31	20) ALCAIDE, KATRINE	15	BATH AREA, ME	:24.55

( CONTINUED ON NEXT PAGE )

21)	GOTSCHIAL, STRPHANI	17	CAMBRIDGE, OH	:24.63	92)	THOET, ELEANOR	18	BATH AREA, ME	:25.42
22)	CHUNG, JESSICA	17	N.OAKLAND CO, MI	:24.64	94)	BEDOLLA, LINDSAY	14	ANN ARBOR, MI	:25.44
23)	ADAMS, KRISTEN	17	SPARTANBURG, SC	:24.66	94)	SEVERSON, KATIE	14	COUNTRYSIDE, OH	:25.44
24)	HECKING, KELLY	17	MONTCLAIR, NJ	:24.69	94)	TURNER, JILL	16	NEWARK, DE	:25.44
25)	LYMAN, JENNY	15	GAMBLE-NIPPERT, O	:24.70	94)	KARPOWICZ, SARAH	13	PHOENIXVILLE, PA	:25.44
25)	ZERHUSEN, MEGAN	17	FRANKFORT, KY	:24.70	98)	ORWIG, DRUE	15	MUSKEGON, MI	:25.45
25)	IORIO, KRISTEN	14	CHESHIRE, CT	:24.70	98)	LAUGHNA, KAYE-LANI	17	UPR.PENINSULA, MI	:25.45
25)	LAWLOR, STEPHANIE	18	WILTON, CT	:24.70	100)	BELLAIRS, SHANA	17	READING, PA	:25.46
29)	WINGFIELD, SARA	15	ST. LUCIE CO. FL	:24.74	101)	MacDONALD, MEGAN	18	LEBANON, PA	:25.47
30)	GOODWIN, BETH	17	HARFORD CO, MD	:24.76	101)	WINTERS, ALISON	17	MADISON EAST, WI	:25.47
31)	MERRIAM, KATIE	15	GTR. TOPEKA, KS	:24.78	103)	JOHNSON, JENNIFER	16	COLLIER CNTY, FL	:25.49
31)	MOYNIHAN, CARAGH	17	WESTPORT, CT	:24.78	103)	NICHOLS, RUTH	13	RALEIGH, NC	:25.49
33)	O'CONNELL, LINDSEY	17	WILTON, CT	:24.79	103)	KUZIEL, SOPHIA	14	CATONSVILLE, MD	:25.49
34)	MILLER, CHRISSY	13	SOMERSET VLY, NJ	:24.81	106)	BINKLEY, KARA	17	OAK PARK, IL	:25.50
35)	ENG, PATTY	15	CHESHIRE, CT	:24.82	107)	CROMBIE, KATIE	16	CENT. CHESTER CO.	:25.51
35)	KELLY, ALLISON	16	RED BANK, NJ	:24.82	107)	HAGGERTY, TARA	15	SOUTH OAKLAND, MI	:25.51
35)	DEWINKEL, MADELAINE	16	METRO MADISON, WI	:24.82	109)	CLARK, ERIN	15	S. Pt. WAYNE, IN	:25.52
38)	PETRIC, SARA	13	SCHROEDER BR. WI	:24.88	109)	LITTLE, LAUREN	16	MISSOURI VLY, ND	:25.52
39)	ARNOLD, KRISTA	18	HARRISON, WV	:24.89	111)	MICHEL, MEGAN	15	OAK PARK, IL	:25.53
39)	HOSTETLER, KATIE	16	CHAMBERSBURG, PA	:24.89	111)	DOUGLAS, CAROLINA	17	GAITHERSBURG, MD	:25.53
41)	KAZNECKI, LAURA	15	BIRMINGHAM, MI	:24.90	111)	CARD, NICHOLE	18	BOYERTOWN, PA	:25.53
42)	MCGUIRE, BERNETTA	12	ROANOKE, VA	:24.91	111)	NAJARIAN, LAUREN	17	BIRMINGHAM, MI	:25.53
42)	FIGORE, KIM	14	CHESHIRE, CT	:24.91	111)	HAWES, KATIE	17	NEW CANAAN, CT	:25.53
44)	WRIGHT, CHRISTINA	15	BIRMINGHAM, MI	:24.92	111)	HUNCHAR, KATY	15	BLOOMSBURG, PA	:25.53
45)	WOYNKOWSKI, CARRIE	17	LAKELAND HILL, NJ	:24.94	117)	DiBLASI, KATIE	16	ANNE ARUNDEL, MD	:25.54
45)	GRIFFITH, LAUREN	15	GAMBLE-NIPPERT, O	:24.94	118)	WHITE, NICOLE	15	CLEARFIELD, PA	:25.55
47)	CHIPLEY, CARY	18	CENT. VIRGINIA	:24.98	119)	SCHPEPPE, KATE	17	SOMERSET, NJ	:25.56
47)	BENGSTON, ANSIE	18	NAPERVILLE, IL	:24.98	120)	WETZEL, MIKALA	17	POWEL CROSLEY, OH	:25.57
47)	FINNERTY, PATRICIA	15	WILTON, CT	:24.98	120)	HENDERSON, BROOKE	17	BIRMINGHAM, MI	:25.57
47)	GILKISON, EMILY	17	M.E. LYONS, OH	:24.98	120)	GRIFFIN, JENNIFER	18	SOUTHSIDE, VA	:25.57
51)	ANDERSON, ASHLER	13	CHAMPAIGN, IL	:25.01	120)	SULLIVAN, KRISTINE	16	DEARBORN, MI	:25.57
52)	ZIRKLE, LINDSAY	13	FINDLAY, OH	:25.02	124)	WISNIEWSKI, HOLLY	16	McHENRY CO, IL	:25.58
52)	GODDARD, KELLY	17	SAN BERNARDINO	:25.02	125)	WELCH, SHANA	12	WILKES-BARRE, PA	:25.59
54)	SODERBERG, VIRGINIA	17	RALEIGH, NC	:25.05	126)	SUDBURY, JESSICA	15	WILTON, CT	:25.61
55)	REISENWEBER, ELIZABET	18	HAGERSTOWN, MD	:25.06	126)	AGUIAR, NICOLE	16	ANNE ARUNDEL, MD	:25.61
56)	KOKAL, LINSEY	15	TRUMBULL CO, OH	:25.07	126)	BRUZDA, KATIE	15	LAUREL HIGHLANDS	:25.61
57)	VLANESIC, MARSENA	13	LEBANON, PA	:25.08	126)	LYTLE, MEGAN	15	CLEARFIELD, PA	:25.61
57)	SALINAS, KELLY	18	LIMA, OH	:25.08	130)	KINDSCHI, ANDI	17	MISSOURI VLY, ND	:25.62
57)	FIELDER, MELISSA	15	ANN ARBOR, MI	:25.08	131)	BURCKHARD, MARIE	17	MINOT, ND	:25.63
60)	DELLAVALLE, ASHLEY	14	SOMERSET VLY, NJ	:25.09	131)	GEORGE, SARAH	16	WILMINGTON, NC	:25.63
61)	JARJOSA, JENNY	17	BLUE ASH, OH	:25.11	131)	STANCHOCK, COURTNEY	13	BLOOMSBURG, PA	:25.63
62)	COLBORN, KELLY	15	WILTON, CT	:25.12	134)	KOVENOCK, KATE	14	OLD TOWN, ME	:25.64
63)	OUETEL, RENEE	15	SUMMIT AREA, NJ	:25.13	134)	CACCIA, EMILY	16	UPR MAIN LINE, PA	:25.64
64)	FRISBEE, MEGANNE	15	NEW CANAAN, CT	:25.15	136)	WAGNER, KATIE	13	ANNE ARUNDEL, MD	:25.65
64)	FLIKKEMA, KATE	17	S.E. GRAND RAPIDS	:25.15	136)	YONYCH, MEGAN	14	HARFORD CO, MD	:25.65
66)	McVEY, LAURA	13	PHOENIXVILLE, PA	:25.16	136)	WARWOOD, LAUREN	18	LANCASTER, PA	:25.65
66)	HAMILL, JAMIE	14	WESTPORT, CT	:25.16	139)	BRIDGES, BROOKE	12	SPARTANBURG, SC	:25.66
68)	NELSON, CARIN	16	CORTLAND, NY	:25.24	139)	WOODSMALL, LAUREN	15	HAGERSTOWN, MD	:25.66
68)	METROPULOS, STACI	17	McHENRY CO, IL	:25.24	139)	REYNOLDS, MICHELLE	14	FAIRFIELD, OH	:25.66
70)	COTTKR, TRACY	16	OSWEGO, NY	:25.25	142)	BIRD, LAUREN	14	SPARTANBURG, SC	:25.68
70)	GYOLAI, CATHY	16	HARFORD CO, MD	:25.25	142)	GRAHAM, LAURA	16	OAK PARK, IL	:25.68
72)	HENDRICK, HEIDI	15	SAGINAW, MI	:25.28	144)	STALEY, ERIKA	16	MIAMI COUNTY, OH	:25.69
72)	CAROLLO, ANNA	17	SCHROEDER BR. WI	:25.28	145)	HANSBROUGH, MARIE	15	RAPPAHANNOCK, VA	:25.71
74)	RAWLINGS, CRYSTAL	13	EASTSIDE, WA	:25.29	145)	BIERI, JOANNA	18	MAGIC VALLEY, ID	:25.71
75)	CARROLL, EMILY	13	WAYNESBORO, PA	:25.31	145)	RODMAN, KATIE	17	CENT. VIRGINIA	:25.71
75)	KOVENOCK, SARAH	17	OLD TOWN, ME	:25.31	148)	DLOGONSKI, DEIRDRE	14	WASHINGTON CO, PA	:25.72
77)	JONES, TAMARA	15	RAPPAHANNOCK, VA	:25.32	149)	KWIATEK, EVA	18	MACOMB, MI	:25.73
77)	GARDINER, LINDSAY	16	BURLINGTON, NJ	:25.32	150)	KOGLER, DANIELLE	16	PARKERSBURG, WV	:25.75
79)	MADONIA, REGAN	16	FLUSHING YMCA, NY	:25.33	150)	CARDWELL, MELISSA	16	McKESPORT, PA	:25.75
79)	FREER, JEN	17	LEBANON, PA	:25.33	150)	FARROW, MEGHAN	17	UPR MAIN LINE, PA	:25.75
79)	SANDER, KRISTIN	17	GAMBLE-NIPPERT, O	:25.33	153)	NELSON, BLAIR	16	WINSTON-SALEM, NC	:25.76
79)	GILL, ANNIE	15	SOUTHSIDE, VA	:25.33	153)	BOYLE, ELIZABETH	16	NEW CANAAN, CT	:25.76
79)	GIRMAN, JULIA	16	BURLINGTON, NJ	:25.33	155)	COWEN, ABBEY	16	FLINT, MI	:25.77
84)	CHANG, CHRISTINE	14	NAPERVILLE, IL	:25.34	156)	DUDLEY, LAUREN	15	WILTON, CT	:25.78
84)	WORSNER, SUSAN	16	KETTERING, OH	:25.34	156)	BRAUN, ASHLEY	16	SOUTH OAKLAND, MI	:25.78
84)	ANGUS, LINDSEY	16	MONTACHUSETT, MA	:25.34	156)	FOSTER, ELIZABETH	12	FRANKFORT, KY	:25.78
87)	CLARK, ABBY	17	CENT. VIRGINIA	:25.36	156)	SNYDER, KIM	15	CHAMBERSBURG, PA	:25.78
87)	CHAPMAN, JANE	16	SPARTANBURG, SC	:25.36	160)	KLEINHENZ, HEIDI	13	CLINTON CO, OH	:25.79
89)	HONMA, KRISTEN	15	WILMINGTON, NC	:25.40	160)	KENNEDY, JILLIAN	14	RIDGEWOOD, NJ	:25.79
90)	CHENEY, ADDIE	16	LIMA, OH	:25.41	162)	JUNDT, AMY	17	MISSOURI VLY, ND	:25.80
90)	BANKOVICH, BETHANY	14	LAUREL HIGHLANDS	:25.41	163)	FULKNER, KELSEY	13	MIAMI COUNTY, OH	:25.82
92)	McGRATH, ERIN	17	RED BANK, NJ	:25.42	164)	HIRTH, MEGAN	15	LAKELAND HILL, NJ	:25.84

(CONTINUED ON NEXT PAGE)

EVENT: 5 WOMEN'S 50 Yards FREESTYLE

(CONTINUED)

164	TABACCHI, JENNIFER	15	N.OAKLAND CO, MI	:25.84	212	WAGNER, JESSICA	17	OSHKOSH, WI	:26.09
164	LASKO, JENNIFER	18	BUTLER CO, PA	:25.84	212	KAIL, MELANIE	17	BLUE ASH, OH	:26.09
167	FRAZIER, ALSTON	14	CENT.VIRGINIA	:25.85	212	FLRAGLE, JENNIFER	14	UPR MAIN LINE, PA	:26.09
167	CLEAVER, CHRISTIE	16	RAPPAHANNOCK, VA	:25.85	215	GREBGOR, CARY	17	BOISE, ID	:26.10
167	STOKES, CRYSTAL	16	WILMINGTON, NC	:25.85	215	MARTIN, KARA	13	STEVENS POINT, WI	:26.10
167	GENENBACHER, KENDRA	18	FAIRFIELD, OH	:25.85	217	GENTRY, ERIN	17	CENT.KENTUCKY	:26.11
171	McKENZIE, KATIE	16	LAKELAND HILL, NJ	:25.86	217	POON, KERI	18	GAITHERSBURG, MD	:26.11
172	ANDREWS, MEGAN	15	WINSTON-SALEM, NC	:25.87	219	CHAVIS, CHRISTY	15	HEMSEL ECKMAN, VA	:26.12
172	HELVIG, REBECCA	13	SOMERSET, NJ	:25.87	220	SESKEVICS, ABBY	12	TRI-CITIES, MI	:26.13
174	KATZ, LAUREN	14	FLUSHING YMCA, NY	:25.88	221	NG, ANNA	16	FLUSHING YMCA, NY	:26.14
174	BOUCHER, HOLLY	13	ANDOVER, MA	:25.88	222	VENEZIALE, LAURA	16	BURLINGTON, NJ	:26.15
174	BARTOSZEK, JANE	15	PARKERSBURG, WV	:25.88	223	HEMMELGARN, HOLLY	18	KETTERING, OH	:26.19
177	BRESE, JENNIFER	17	HAMILTON, NJ	:25.89	223	TRAKN, CHRISTINA	16	FARGO-MOORHEAD	:26.19
177	KIM, JENNIFER	17	HAMILTON, NJ	:25.89	223	LIBEMANN, KATIE	14	METRO MADISON, WI	:26.19
177	KREVER, BRANDY	14	COUNTRYSIDE, OH	:25.89	226	SCOTT, SARAH	16	ORLANDO, FL	:26.20
180	FREDERICKS, ELIZABETH	13	SAN BERNARDINO	:25.90	227	GOLINO, DARBY	16	STRATFORD, CT	:26.21
180	STOCKS, BAKER	15	RALEIGH, NC	:25.90	228	DUKE, MARY	15	HARRISBURG, W.SHO	:26.25
180	TILLE, JENNIFER	14	BIRMINGHAM, MI	:25.90	228	SMITH, HEATHER	13	RALEIGH, NC	:26.25
183	BALDWIN, REBECCA	16	VINELAND, NJ	:25.91	230	HUMPHREYS, SARAH	17	STRATFORD, CT	:26.26
184	HIMMEL, DANA	18	DARTON, CT	:25.92	230	REDICK, DEANNE	15	FRANKLIN, PA	:26.26
185	LADKY, CAROLINE	16	SCHROEDER BR. WI	:25.93	232	REINHARDT, KIM	12	POCONO, PA	:26.27
186	SINGLER, MAGGIE	17	SUMMIT AREA, NJ	:25.94	233	BURROWBRIDGE, RACHEL	18	LOUISVILLE, OH	:26.29
187	ASHENFELTER, LYANNE	14	MONTCLAIR, NJ	:25.95	233	MITCHELL, REBECCA	17	TALBOT CO, MD	:26.29
187	LEE, JENNY	18	ORLANDO, FL	:25.95	235	BOWERS, ELIZABETH	14	POWEL CROSLLEY, OH	:26.30
189	CHIN, NAOMI	15	RED BANK, NJ	:25.96	235	WOSHER, CHERIE	15	SOUTHSIDE, VA	:26.30
189	TUTSCHER, ELIZABETH	14	LAKELAND HILL, NJ	:25.96	237	EMENHEISER, KARLI	18	LEBANON, PA	:26.33
189	CHRISTENSEN, EMILY	15	GTR.TOPEKA, KS	:25.96	238	LOCY, CATHIE	14	APPLETON, WI	:26.34
192	SUDOL, ALLYSON	16	SOMERSET VLY, NJ	:25.97	239	GROF, TINA	16	HUNTINGTON, WV	:26.37
192	MAUL, HEATHER	17	MACOMB, MI	:25.97	239	FULLER, REGINA	16	LOCKPORT, NY	:26.37
194	YOCCO, MIA	16	SUMMIT AREA, NJ	:25.98	241	WILLIAMS, DAWN	18	PIEDMONT, VA	:26.39
194	CRATES, JILL	17	LIMA, OH	:25.98	242	KUSZ, KERRY	18	STATK MICHIGAN	:26.41
194	SENNE, BLAIR	15	GTR.TOPEKA, KS	:25.98	243	MOSLER, LAUREN	16	SAN PEDRO, CA	:26.42
194	LINKER, ABBY	13	EASTSIDE, WA	:25.98	244	HACK, DANIELLE	16	CAMP CURTIN, PA	:26.44
194	JOHNSON, RITA	15	DEFIANCE, OH	:25.98	245	McGILLEN, KATIE	13	NEWARK, DE	:26.46
199	BABCOCK, LINDSEY	13	DAYTONA BEACH Y	:25.99	246	TURNAGE, JAMIE	17	SOMERSET VLY, NJ	:26.48
199	TISCI, KRISTIN	15	AUBURN, NY	:25.99	247	PACKARD, GWEN	17	POWEL CROSLLEY, OH	:26.50
201	STECKBECK, ALYSON	15	LEBANON, PA	:26.01	248	HOGAN, MAGGIE	17	RED BANK, NJ	:26.51
202	KOHLI, HEATHER	17	LIMA, OH	:26.02	249	GENTRY, SHELLIE	15	CENT.KENTUCKY	:26.55
202	ROSE, ELIZABETH	16	KANKAKEE, IL	:26.02	250	MILLER, RACHEL	18	AUBURN, NY	:26.56
204	CAREY, BETH	17	FRANKFORT, KY	:26.03	251	FLETCHER, KRISTIN	16	POWEL CROSLLEY, OH	:26.57
205	BROXTERMAN, AMY	14	POWEL CROSLLEY, OH	:26.04	252	AMRS, JENNY	17	COLUMBUS HILLTOP	:26.61
205	CONA, JACKIE	14	BURLINGTON, NJ	:26.04	253	DILL, BECKY	18	BURLINGTON, NJ	:26.68
205	PERROTTA, LIZA	15	RED BANK, NJ	:26.04	254	BOICZYK, KATHERINE	17	WHEELER, CT	:26.75
208	DEXTER, JACKIE	15	MARION, OH	:26.05	255	STRONG, LAUREN	18	S.CHESTER CO, PA	:26.80
208	BERLIN, LAUREN	16	N.OAKLAND CO, MI	:26.05	256	STAUFFER, MOLLY	16	ASHLAND, OH	:26.97
210	FIDEN, SARAH	15	KETTERING, OH	:26.08	257	NOON, AMY	15	RALEIGH, NC	:27.00
210	GILLESPIE, JESSICA	14	CAMP CURTIN, PA	:26.08		PRERZ, AMY	15	DAYTON, N.W., OH	DISQUAL

EVENT : 6 MEN'S 50 Yards FREESTYLE

\*\*\*\*\*

APRIL 8, 1997

\*\*\*\*\*

NATIONAL RECORD :20.41 B. SCHELL WEST SHORE, PA 1990

QUALIFYING FOR NATIONALS :22.99

PLACE	NAME	YEAR	TEAM	TRIALS	FINAL
CHAMPIONSHIP FINAL					
1)	CHENEY, NICK	17	LIMA, OH	:21.10	:20.96
2)	SCUSSEL, MARIO	17	N.OAKLAND CO, MI	:21.03	:21.06
3)	SENSENBRENNER, WILL	17	CHAMPAIGN, IL	:21.58	:21.19
4)	ZITANI, SHAUN	17	St.LUCIE CO. FL	:21.46	:21.25
5)	SLOUF, ERICH	17	NAPERVILLE, IL	:21.53	:21.39
6)	PETERSON, AARON	17	RAPPAHANNOCK, VA	:21.54	:21.42
7)	RUSTHOVEN, KYLE	17	SARASOTA, FL	:21.44	:21.44
8)	SIEBERT, MARK	16	UPR MAIN LINE, PA	:21.22	:21.48
CONSOLATION FINAL					
9)	HODGSON, RUSTY	17	MONTCLAIR, NJ	:21.60	:21.53
10)	WHITE, MACON	18	HUNTINGTON, WV	:21.61	:21.58
11)	OGLESBY, MATT	16	GENEVA LAKES, WI	:21.75	:21.71
12)	ALBERT, TODD	18	PHOENIXVILLE, PA	:21.74	:21.73
13)	BETTS, MIKE	18	OCCAN COUNTY, NJ	:21.64	:21.79

( CONTINUED ON NEXT PAGE )

14)	SWYSER, TIM	18	NAPERVILLE, IL	:21.82		:21.80			
15)	SOKOLOFSKY, DAVID	15	WILMINGTON, NC	:21.80		:21.90			
16)	LYONS, SHAUN	18	METUCHEN, NJ	:21.75		:21.93			
1)	SCUSSEL, MARIO	17	N.OAKLAND CO, MI	:21.03	68)	CHU, EUGENE	17	CRESCENTA-CANADA	:22.43
2)	CHENEY, NICK	17	LIMA, OH	:21.10	70)	MCGOUGH, MICHAEL	16	RED BANK, NJ	:22.46
3)	SIEBERT, MARK	16	UPR MAIN LINE, PA	:21.22	71)	HARNER, MATT	18	SPRINGFIELD, OH	:22.47
4)	RUSTHOVEN, KYLE	17	SARASOTA, FL	:21.44	72)	SINGLEY, DANAYAND	18	BURLINGTON, VT	:22.48
5)	ZITANI, SHAUN	17	St. LUCIE CO. FL	:21.46	73)	ORTES, JUSTIN	17	RALBIGH, NC	:22.49
6)	SLOUF, ERICH	17	NAPERVILLE, IL	:21.53	73)	HACK, JOSH	15	ANN ARBOR, MI	:22.49
7)	PETERSON, AARON	17	RAPPAHANNOCK, VA	:21.54	73)	FRECHERY, MATT	16	UPR MAIN LINE, PA	:22.49
8)	SENSENBRENNER, WILL	17	CHAMPAIGN, IL	:21.58	73)	SMITH, PATRICK	6	CHAPEL HILL, NC	:22.49
9)	HODGSON, RUSTY	17	MONTCLAIR, NJ	:21.60	73)	KIMMEL, LUCAS	15	TALBOT CO, MD	:22.49
10)	WHITE, MACON	18	HUNTINGTON, WV	:21.61	78)	MILLER, WILL	16	FREERHOLD, NJ	:22.50
11)	BETTS, MIKE	18	OCEAN COUNTY, NJ	:21.64	79)	GNANN, ANDREW	17	SHADES VALLEY, AL	:22.51
12)	ALBERT, TODD	18	PHOENIXVILLE, PA	:21.74	79)	GLODEK, JOHN	18	CENT. CHESTER CO.	:22.51
13)	OGLESBY, MATT	16	GENEVA LAKES, WI	:21.75	81)	JUNE, STEPHEN	16	N.OAKLAND CO, MI	:22.52
13)	LYONS, SHAUN	18	METUCHEN, NJ	:21.75	81)	WILSON, ADAM	18	BUTLER CO, PA	:22.52
15)	SOKOLOFSKY, DAVID	15	WILMINGTON, NC	:21.80	83)	BERTRAM, DOUG	18	M.E. LYONS, OH	:22.54
16)	SMYSER, TIM	18	NAPERVILLE, IL	:21.82	83)	GRADOS, MICHAEL	18	GTR. JOHNSTOWN, PA	:22.54
17)	BAIMA, MICHAEL	17	GTR. TOPEKA, KS	:21.87	85)	MEIS, PETER	17	N.W. DUPAGE, IL	:22.56
18)	SARGENT, WILLIAM	16	BIRMINGHAM, MI	:21.89	85)	ROBISON, ZACH	17	KISHWAUKEE, IL	:22.56
19)	DAGGETT, JAMIE	15	OAK PARK, IL	:21.90	87)	SHILT, AARON	16	APPLETON, WI	:22.57
19)	MCDONALD, PAUL	17	ANNE ARUNDEL, MD	:21.90	87)	DELLAGIOVANNA, RICARDI	19	FLUSHING YMCA, NY	:22.57
21)	BUTLER, GRANT	18	SCHROEDER BR. WI	:21.92	89)	RIEBEL, MARK	16	FAIRFIELD, OH	:22.58
22)	TATE, RICH	17	BOISE, ID	:21.93	89)	KLIASZEWSKYJ, MYCHAJ	17	CANANADAIGUA, NY	:22.58
23)	DISSSEL, LOUIS	17	FAIRFIELD, OH	:21.94	91)	FRAZIER, DUSTIN	16	LANCASTER, OH	:22.59
24)	SWONGER, ANDY	13	SPRINGFIELD, OH	:21.95	92)	RUSSO, WILL	17	M.E. LYONS, OH	:22.61
24)	LUHN, JEFF	16	POWEL CROSLLEY, OH	:21.95	93)	HITCHINSON, DEREK	18	WILTON, CT	:22.62
26)	FRENEY, GERARD	17	FLUSHING YMCA, NY	:21.96	93)	HAUSLADEN, DAVID	17	M.E. LYONS, OH	:22.62
27)	BLANEY, DAVID	17	MT. DESERT IS, ME	:21.97	95)	LOSCALZO, DOMINIC	17	W. MORRIS, NJ	:22.63
28)	SOGHA, MIKE	17	UPR MAIN LINE, PA	:21.99	96)	HAAS, CHRISTOPHER	17	MARIETTA, OH	:22.64
29)	HARTING, MATTHEW	18	BETHLEHEM, PA	:22.00	97)	BIRNBRADER, BRIAN	17	NORTH PENN Y, PA	:22.65
30)	BOIRE, JASON	16	NASHUA, NH	:22.04	98)	HSH, BRIAN	17	MONTCLAIR, NJ	:22.66
30)	TOTH, ROB	16	BLUE ASH, OH	:22.04	98)	BURKE, PAUL	16	SUMMIT AREA, NJ	:22.66
30)	POLLOCK, JASON	17	LAKELAND HILL, NJ	:22.04	98)	CUNNINGHAM, RICH	18	HUNTINGTON, WV	:22.66
33)	SAMPLE, JEREMY	16	SHEKANGO, PA	:22.06	101)	POIRIER, TODD	16	N. YORK CO, ME	:22.67
34)	ALBERT, DARYL	16	RED BANK, NJ	:22.07	102)	BRENDE, STEVEN	17	GLENDALE, CA	:22.68
35)	SCANLON, JOHN	17	UPR MAIN LINE, PA	:22.08	103)	ELLIOTT, SAM	18	St. LUCIE CO. FL	:22.69
36)	CHIARAVALLIOTTI, VITO	16	RED BANK, NJ	:22.09	104)	KRIM, JEFF	17	FLUSHING YMCA, NY	:22.70
37)	FRITCHIE, BILL	17	SOMERSET VLY, NJ	:22.10	105)	MITCHELL, ANDY	17	CLEARFIELD, PA	:22.71
37)	JACKSON, GREG	18	NAPERVILLE, IL	:22.10	105)	BONNKILL, JOHN	17	APPLETON, WI	:22.71
39)	BROWN, RYAN	17	KETTERING, OH	:22.11	105)	KERWYN, PATRICK	16	CANANADAIGUA, NY	:22.71
40)	ANDERSON, SHAUN	18	GTR. JOHNSTOWN, PA	:22.12	108)	KESSEL, BILLY	17	ANNE ARUNDEL, MD	:22.72
40)	PETTIGREW, BUDDY	17	CENT. VIRGINIA	:22.12	108)	BROUILLARD, KEN	18	CATONSVILLE, MD	:22.72
42)	DEBOO, BRACH	18	SPRINGFIELD, OH	:22.14	108)	RUSSELL, BRIAN	17	FLINT, MI	:22.72
43)	FRAAS, DAVID	15	ASHLAND, OH	:22.15	108)	JOHNSON, SHANE	17	FARGO-MOORHEAD	:22.72
43)	RAMIREZ, LEO	18	ORLANDO, FL	:22.15	112)	DIONNE, LANCE	16	GTR. MANCHESTER	:22.74
45)	WALLEY, GEORGE	17	HANNIBAL, MO	:22.17	112)	ZAFFARONI, MICHAEL	17	WILTON, CT	:22.74
46)	WELLS, STEPHEN	16	WILTON, CT	:22.18	112)	MULDER, DERRICK	13	PIEDMONT, VA	:22.74
46)	GILBERT, DREW	16	MANSFIELD, OH	:22.18	112)	BENSON, PAUL	16	MILTON BRANCH, PA	:22.74
48)	MARX, MIKE	17	SCHROEDER BR. WI	:22.21	116)	LEONARDI, TIM	16	WASHINGTON CO, PA	:22.75
49)	SRITHER, JOE	17	M.E. LYONS, OH	:22.23	117)	BARBER, DAVE	18	TUSCARAWAS CO, OH	:22.76
50)	CHENIER, MICHAEL	16	GOLDSBORO, NC	:22.25	118)	RUSS, DAVID	16	FANWOOD, NJ	:22.77
51)	POWERS, DUSTIN	16	GTR. KANSAS CITY	:22.27	119)	LARSEN, LEVI	16	N.OAKLAND CO, MI	:22.78
52)	FRAZIER, FORREST	16	CENT. VIRGINIA	:22.28	120)	FOOTE, BRADLEY	16	KANKAKEE, IL	:22.79
52)	WALLACE, MATTHEW	16	N.OAKLAND CO, MI	:22.28	120)	HEYOB, RYAN	17	GAMBLE-NIPPERT, O	:22.79
52)	LANG, ALEX	17	RAPPAHANNOCK, VA	:22.28	122)	O'DONNELL, SEAN	15	KANKAKEE, IL	:22.80
55)	VANDERKAAY, CHRIS	15	N.OAKLAND CO, MI	:22.29	122)	BERGER, JOEL	18	SCHROEDER BR. WI	:22.80
55)	SCHWENDINGER, TODD	16	SAN PEDRO, CA	:22.29	124)	FRONHEISER, ADAM	17	POTTSTOWN, PA	:22.82
57)	TWELLMAN, CHRIS	15	RALBIGH, NC	:22.30	124)	CUNNINGHAM, JAMIE	16	MT. DESERT IS, ME	:22.82
58)	SNAPPER, JEFF	17	S.E. GRAND RAPIDS	:22.33	126)	PHILLIPS, KURT	18	BURLINGTON, NJ	:22.83
59)	CALIO, MIKE	18	CENT. CHESTER CO.	:22.34	127)	GABBARD, SCOTT	16	SPRINGFIELD, OH	:22.84
59)	MURPHY, TIM	16	M.E. LYONS, OH	:22.34	127)	BROWN, DEAN	18	NASHUA, NH	:22.84
59)	SCHWINGEN, TOM	15	N.W. DUPAGE, IL	:22.34	129)	MUNDT, NATHAN	18	PORTAGE, IN	:22.85
62)	HARG, JON	15	ASHLAND, OH	:22.35	130)	WILLIAMS, SCOTT	18	CORTLAND, NY	:22.86
63)	NETHERCUTT, JACKIE	18	WILMINGTON, NC	:22.36	130)	RICHARD, MATTHEW	15	DOOR COUNTY, WI	:22.86
64)	BELANGER, TYLER	18	LAKE COUNTY, IL	:22.39	132)	POLIS, ZANDER	16	BURLINGTON, NJ	:22.87
64)	BADGETT, NICK	17	MIAMI COUNTY, OH	:22.39	132)	SCHVETZ, CHRIS	15	GENEVA LAKES, WI	:22.87
66)	ZAFFARONI, MICHAEL	16	HAGERSTOWN, MD	:22.40	134)	PLATT, JEFF	18	BUTLER CO, PA	:22.88
67)	HELLER, SHAWN	17	SOUTHINGTON, CT	:22.41	134)	SOET, SAM	16	S.E. GRAND RAPIDS	:22.88
68)	MABERY, AARON	15	CENT. VIRGINIA	:22.43	136)	SCHUMACHER, STEPHEN	16	VINELAND, NJ	:22.89

(CONTINUED ON NEXT PAGE)

EVENT: 6 MEN'S 50 Yards FREESTYLE

(CONTINUED)

136)	GROTH, CHRISTIAN	14	BIRMINGHAM, MI	:22.89	172)	BATEMAN, ROBERT	18	SOMERSET VLY, NJ	:23.23
138)	PISCOPO, FRANK	15	SARASOTA, FL	:22.90	173)	DALE, TODD	15	FLINT, MI	:23.24
139)	CARTER, ALAN	17	WAYNESEBORO, VA	:22.91	173)	GUYON, ED	17	BURLINGTON, NJ	:23.24
139)	MAEDER, SEBASTIAN	18	LEBANON, PA	:22.91	175)	PARUSZKIEWICZ, STEVE	17	WARREN, MI	:23.25
139)	KRAJEWSKI, TOM	18	TOWSON, MD	:22.91	176)	CLEMENS, MIKE	17	NASHUA, NH	:23.27
142)	SZUREK, STEVE	18	BURLINGTON, NJ	:22.96	176)	WALTERS, DANIEL	15	SOUTHSIDE, VA	:23.27
143)	UMBRAC, NATHAN	15	MILTON BRANCH, PA	:22.97	176)	BARFUSS, RICHARD	16	SOMERSET, NJ	:23.27
144)	KOWALSKI, MIKE	17	MACOMB, MI	:22.98	176)	WOODALL, MARK	15	DOVER, DE	:23.27
145)	RATERMAN, BRIAN	16	COLUMBUS HILLTOP	:22.99	180)	VERMILLION, BRIAN	18	GAITHERSBURG, MD	:23.29
146)	JOHNSON, MATTHEW	16	LOUISVILLE, OH	:23.00	181)	COOLEY, JASON	17	MIAMI COUNTY, OH	:23.30
146)	SCHIBELL, RICKY	17	RED BANK, NJ	:23.00	182)	GLASS, DALE	15	SOUTHSIDE, VA	:23.31
148)	PAWLICK, JOE	17	BIRMINGHAM, MI	:23.02	183)	ANDERMAN, TODD	15	BEVERLY, MA	:23.33
148)	TROUT, ANDREW	14	SALEM COUNTY, NJ	:23.02	184)	CLARK, BRIAN	18	LEBANON, PA	:23.34
148)	BUCKLEY, MATTHEW	17	READING, PA	:23.02	184)	COX, JUSTIN	17	SHERWOOD-EDDY, IL	:23.34
151)	WATTERS, DAVID	15	MANSFIELD, OH	:23.04	184)	LEYSHOW, CHAD	19	CAMBRIDGE, OH	:23.34
152)	STANTON, BRIAN	17	SHEWANGO, PA	:23.06	187)	BRICKNER, JEFF	15	LIMA, OH	:23.35
153)	CAMDEN, JIMMY	16	CENT.VIRGINIA	:23.07	188)	SAMPLE, JASON	17	SHEWANGO, PA	:23.41
154)	LAM, ALLEN	15	SOMERSET, NJ	:23.08	189)	MALONE, CHRIS	14	CENT.VIRGINIA	:23.42
154)	GIROLAMO, CARLO	16	MIAMI COUNTY, OH	:23.08	190)	DEFRANK, T.J.	14	CAMP CURTIN, PA	:23.44
156)	WEATHERS, RYAN	16	PHOENIXVILLE, PA	:23.09	191)	PIEDRA, GREG	17	JEFFERSON CITY	:23.45
157)	RILEY, TIMOTHY	17	WESTPORT, CT	:23.10	192)	WALDON, MATT	15	CHAPEL HILL, NC	:23.46
158)	POLK, WILLIE	16	BEAVER CREEK, OH	:23.12	193)	SMITH, CHARLES	17	OIL CITY, PA	:23.48
158)	FARRAR, MATT	16	GAITHERSBURG, MD	:23.12	194)	FREEMAN, BRYAN	18	GTR.KANSAS CITY	:23.50
160)	POPE, KEVIN	16	CHAMPAIGN, IL	:23.14	195)	HALL, JASON	17	ROWAN COUNTY, NC	:23.51
161)	HILL, TED	16	GENEVA LAKES, WI	:23.15	196)	HENCH, BRIAN	18	DEFIANCE, OH	:23.52
162)	ECKERT, JASON	17	DEFIANCE, OH	:23.16	197)	WEIR, SCOTT	14	S.B.GRAND RAPIDS	:23.54
162)	PEPPER, JERRY	17	DOVER, DE	:23.16	197)	BRAUMIER, BILL	15	GREEN BAY, WI	:23.54
162)	GIRMAN, ANDREW	17	BURLINGTON, NJ	:23.16	199)	TRAVIS, JEFF	14	SOUTH OAKLAND, MI	:23.58
165)	PETRIC, STEVE	14	SCHROEDER BR. WI	:23.17	200)	PAPENDICK, STEVEN	14	LAKELAND HILL, NJ	:23.60
166)	WEBBER, ADAM	15	LEBANON, PA	:23.18	200)	ALEXANDER, ANDY	16	POWEL CROSBLEY, OH	:23.60
166)	GUARIGLIA, GARY	19	AUBURN, NY	:23.18	202)	ELLIS, JOSH	16	RALEIGH, NC	:23.64
166)	MOTTICE, BRANDON	17	LOUISVILLE, OH	:23.18	203)	GORDON, CHRIS	17	AUBURN, NY	:23.97
169)	HALL, CHRIS	17	WARREN, MI	:23.21	204)	SEE, RANDY	17	GALION, OH	:24.11
169)	RANSENBERG, SCOTT	15	GAMEBLE-NIPPERT, O	:23.21	205)	MURPHY, KEVIN	18	AUBURN, NY	:24.12
171)	CRIM, CHRISTOPHER	18	Mt. VERNON, OH	:23.22					

EVENT : 7 WOMEN'S 200 YARDS MEDLEY RELAY  
 NATIONAL RECORD 1:44.52 WILTON FAMILY, C  
 QUALIFYING FOR NATIONALS 1:57.29

\*\*\*\*\*  
 1988

APRIL 8, 1997 \*\*\*\*\*

PLACE	NAME	YEAR	TEAM	TRIALS	FINAL
<b>CHAMPIONSHIP FINAL</b>					
1)	WILTON, CT WOMEN			1:48.43	1:46.95
1)	MOORE, LAUREN	16	:27.08	3) FINNKERTY, AMELIA	17 :26.09
2)	ELLINGTON, MAGGIE	16	:30.43	4) DUGGAN, NICOLE	18 :23.35
2)	BLOOMSBURG, PA WOMEN			1:47.31	1:46.97
1)	WILLIAMS, STEFANIE	17	:26.69	3) LUSCHAS, MARY	17 :26.60
2)	GARDNER, KATI	17	:30.55	4) PERRUQUET, JESSI	15 :23.13
3)	ORLANDO, FL WOMEN			1:48.52	1:47.02
1)	WATKINS, CHRISTY	15	:27.01	3) NICKSON, NATALIE	16 :26.09
2)	MARTIN, JILL	16	:30.59	4) LIZZILLO, JESSICA	15 :23.33
4)	SCHROEDER BR, WI WOM			1:48.53	1:47.97
1)	STAPLETON, EMILY	14	:28.27	3) HIGHSTROM, LINDSEY	15 :25.09
2)	PURVIS, MEGHAN	17	:30.73	4) PETRIC, SARA	13 :23.88
5)	RALEIGH, NC WOMEN			1:48.70	1:48.58
1)	SODERBERG, VIRGINIA	17	:27.79	3) BAICY, SARAH	16 :26.98
2)	ANDERSON, CAITLIN	16	:29.56	4) STONE, DANLEY	16 :24.25
6)	CHESHIRE, CT WOMEN			1:49.36	1:48.97
1)	FOELL, KATIE	17	:28.21	3) FIORE, KIM	14 :26.33
2)	WHITCOMB, WENDY	15	:30.59	4) BOWMAN, SARAH	15 :23.84
7)	UPR MAIN LINE, PA WOM			1:49.09	1:49.22
1)	NELSON, KRISTIN	16	:27.98	3) CLARK, CORRIE	14 :25.71
2)	FRASCHILLA, LINDSAY	17	:30.17	4) FARRON, MEGHAN	17 :25.36

( CONTINUED ON NEXT PAGE )



EVENT: 7 WOMEN'S 200 YARDS MEDLEY RELAY (CONTINUED)

8) N.OAKLAND CO, MI WOM			1:48.79		1:49.31
1) MOORHEAD, KIM	17	:28.35	3) BERQUIST, LAUREN	16	:27.97
2) VALASCO, TRACI	16	:28.92	4) CHUNG, JESSICA	17	:24.07

CONSOLATION FINAL

9) WESTPORT, CT WOMEN			1:49.78		1:48.17
1) ROORBACH, KRISTEN	16	:27.50	3) MOYNIHAN, CARAGH	17	:25.85
2) FENN, MEGHAN	17	:30.73	4) HAMILL, JAMIE	14	:24.09
10) M.E. LYONS WOMEN			1:49.46		1:48.89
1) BRESSER, EMILY	17	:28.03	3) ROSS, LEAH	15	:26.44
2) KEYES, SARAH	16	:30.25	4) WAKEHAM, ABBY	15	:24.17
11) BIRMINGHAM, MI WOMEN			1:50.03		1:49.36
1) JOHNSON, SARA	14	:27.62	3) WRIGHT, CHRISTINA	15	:26.80
2) ERNST, EMILY	16	:30.80	4) KAZNECKI, LAURA	15	:24.14
12) CHAMPAIGN, IL WOMEN			1:50.30		1:49.79
1) KELLER, CHRISTINE	15	:26.92	3) BROMBAUGH, MEGAN	13	:26.43
2) HOLDER, BETSY	15	:32.43	4) ANDERSON, ASHLEE	13	:24.01
13) NAPERVILLE, IL WOMEN			1:51.06		1:50.33
1) O'FALLON, SARA	16	:27.76	3) WOYTOWYCH, DEE DEE	15	:27.24
2) SOUPPA, KRISTIN	15	:31.13	4) BENGSTON, ANGIE	18	:24.20
14) MISSOURI VLY, ND WOM			1:50.30		1:50.42
1) HADNZ, LISA	16	:27.94	3) PIERCE, ELIZABETH	18	:26.74
2) GIBSE, KATE	16	:30.34	4) KINDSCHI, ANDI	17	:25.40
15) N.W.DUPAGE, IL WOMEN			1:51.29		1:50.44
1) PRASLER, EMILY	15	:29.01	3) NICHOLSON, KATIE	14	:26.74
2) BAILEY, KARLA	13	:30.49	4) SISSENER, KRISTEN	14	:24.20
16) RED BANK, NJ WOMEN			1:51.22		1:50.67
1) PINTHER, DANA	17	:27.82	3) McGRATH, ERIN	17	:27.36
2) SZUMERA, KRISTEN	18	:31.38	4) SCHWARTZ, RACHEL	17	:24.11

1) BLOOMSBURG, PA WOMEN			1:47.31		9) M.E. LYONS WOMEN		1:49.46	
1) WILLIAMS, STEFANI	17	:27.17	3) LUSCHAS, MARY	17	:26.58	1) BRESSER, EMILY	17	:28.34
2) GARDNER, KATI	17	:30.31	4) PERRUQUET, JESSI	15	:23.25	2) KEYES, SARAH	16	:30.25
2) WILTON, CT WOMEN			1:48.43		10) WESTPORT, CT WOMEN		1:49.78	
1) MOORE, LAUREN	16	:27.60	3) FINNERTY, AMELIA	17	:26.19	1) ROORBACH, KRISTE	16	:27.91
2) ELLINGTON, MAGGI	16	:31.09	4) DUGGAN, NICOLE	18	:23.55	2) FENN, MEGHAN	17	:31.10
3) ORLANDO, FL WOMEN			1:48.52		11) BIRMINGHAM, MI WOMEN		1:50.03	
1) WATKINS, CHRISTY	15	:27.37	3) NICKSON, NATALIE	16	:26.58	1) JOHNSON, SARA	14	:27.58
2) MARTIN, JILL	16	:31.07	4) LIZZILO, JESSICA	15	:23.50	2) ERNST, EMILY	16	:30.90
4) SCHROEDER BR, WI WOM			1:48.53		12) CHAMPAIGN, IL WOMEN		1:50.30	
1) STAPLETON, EMILY	14	:28.42	3) HIGHSTROM, LINDS	15	:25.74	1) KELLER, CHRISTIN	15	:27.01
2) PURVIS, MEGHAN	17	:30.25	4) PETRIC, SARA	13	:24.12	2) HOLDER, BETSY	15	:32.24
5) RALEIGH, NC WOMEN			1:48.70		12) MISSOURI VLY, ND WOM		1:50.30	
1) SODERBERG, VIRGI	17	:27.84	3) BAICY, SARAH	16	:26.62	1) HADNZ, LISA	16	:28.16
2) ANDERSON, CAITLI	16	:30.06	4) STONE, DANLEY	16	:24.18	2) GIBSE, KATE	16	:30.45
6) N.OAKLAND CO, MI WOM			1:48.79		14) NAPERVILLE, IL WOMEN		1:51.06	
1) MOORHEAD, KIM	17	:28.05	3) BERQUIST, LAUREN	16	:27.54	1) O'FALLON, SARA	16	:27.65
2) VALASCO, TRACI	16	:29.24	4) CHUNG, JESSICA	17	:23.96	2) SOUPPA, KRISTIN	15	:31.22
7) UPR MAIN LINE, PA WOM			1:49.09		15) RED BANK, NJ WOMEN		1:51.22	
1) NELSON, KRISTIN	16	:28.13	3) CLARK, CORRIE	14	:25.77	1) PINTHER, DANA	17	:28.08
2) FRASCHILLA, LINDI	17	:30.04	4) FARRON, MEGHAN	17	:25.15	2) SZUMERA, KRISTEN	18	:31.03
8) CHESHIRE, CT WOMEN			1:49.36		16) N.W.DUPAGE, IL WOMEN		1:51.29	
1) FOELL, KATIE	17	:28.36	3) FIORE, KIM	14	:26.83	1) PRASLER, EMILY	15	:29.14
2) WHITCOMB, WENDY	15	:30.33	4) BOWMAN, SARAH	15	:23.84	2) BAILEY, KARLA	13	:30.87
						3) NICHOLSON, KATIE	14	:26.70
						4) SISSENER, KRISTE	14	:24.58

( CONTINUED ON NEXT PAGE )

## EVENT: 7 WOMEN'S 200 YARDS MEDLEY RELAY

(CONTINUED)

17) ANNE ARUNDEL, MD WOM	1:51.46	35) SARASOTA, FL WOMEN	1:53.16
1) BALL, KATIE 17 :28.93	3) KOS, SARAH 17 :26.69	1) WILHELM, HELENA 16 :27.99	3) NAJJAR, LAURA 16 :28.21
2) SYKES, ERIN 17 :31.30	4) SCHAEFFER, SARAH 15 :24.54	2) PILOTO, J.P. 17 :31.74	4) CALKINS, TRICIA 17 :25.22
18) BURLINGTON, NJ WOMEN	1:51.48	36) FAIRFIELD, OH WOMEN	1:53.19
1) FRITZSCHE, KATHR16 :28.98	3) GIRMAN, JULIA 16 :26.77	1) PHILLIPS, ELIZAB16 :29.86	3) GENENBACHER, KEN18 :26.69
2) VENEZIALE, LAURA16 :30.86	4) GARDINER, LINDSA16 :24.87	2) HELMERS, MAGGIE 16 :31.26	4) REYNOLDS, MICHEL14 :25.38
19) GTR. TOPEKA, KS WOMEN	1:51.51	37) SOMERSET VLY, NJ WOM	1:53.32
1) DUDLEY, TIFFANY 18 :28.13	3) SKNNE, BLAIR 15 :27.62	1) GEPHART, JACKIE 17 :29.55	3) SUDOL, ALLYSON 16 :27.74
2) DUDLEY, KELLI 15 :31.36	4) MERRIAM, KATIE 15 :24.40	2) GEPHART, JENNIFR14 :31.11	4) MILLER, CHRISSEY 13 :24.92
20) CENT. VIRGINIA WOMEN	1:51.66	37) MCHENRY CO, IL WOMEN	1:53.32
1) CHIPLEY, CARY 18 :28.63	3) WHITLEY, KLEANOR15 :27.17	1) METROPULOS, STAC17 :29.13	3) MACARI, MOLLY 16 :27.71
2) FRAZIER, ALSTON 14 :32.00	4) MARSH, JORDAN 16 :23.86	2) SANDELL, JACKIE 18 :31.25	4) WISNIEWSKI, HOLL16 :25.23
21) LIMA, OH WOMEN	1:51.67	39) MONTCLAIR, NJ WOMEN	1:53.59
1) CRATES, JILL 17 :29.42	3) KOHLI, HEATHER 17 :27.54	1) HECKING, KELLY 17 :27.64	3) KNOX, SUSANNAH 13 :28.09
2) CHENEY, ADDIE 16 :30.53	4) SALINAS, KELLY 18 :24.18	2) SHARY, ELIZABETH17 :32.46	4) ASHNFELTER, LYNN4 :25.40
22) OAK PARK, IL WOMEN	1:51.81	40) BOYERTOWN, PA WOMEN	1:53.68
1) LUMKES, MELISSA 16 :28.60	3) GRAHAM, LAURA 16 :27.37	1) CARD, NICHOLE 18 :28.73	3) SCHOCK, MARY 16 :26.67
2) GUZADSKAS, LAURE14 :31.11	4) BINKLEY, KARA 17 :24.73	2) KROH, COURTNEY 15 :31.90	4) CENTRELLA, KATIE15 :26.38
23) SPARTANBURG, SC WOM	1:51.89	41) GAMBLE-NIPPERT WOMEN	1:53.98
1) BRIDGES, BROOKE 12 :28.56	3) ADAMS, KRISTEN 17 :26.89	1) LYMAN, JENNY 15 :30.48	3) SANDER, KRISTIN 17 :27.29
2) BOURGEOIS, AMAND15 :31.51	4) CHAPMAN, JANE 16 :24.93	2) WHITE, RACHEL 18 :31.58	4) GRIFFITH, LAUREN15 :24.63
23) APPLETON, WI WOM	1:51.89	42) MACCOMB, MI WOMEN	1:54.00
1) GUSTAFSON, SHANN16 :29.11	3) ADAMS, COURTNEE 15 :25.67	1) OPARKA, ERICA 14 :29.74	3) LEONARD, JACY 17 :26.73
2) LOCK, CATIE 14 :32.03	4) BROCK, LESLIE 16 :25.08	2) MAUL, HEATHER 17 :33.20	4) CONGER, SARAH 17 :24.33
25) HUNTINGTON, WV WOMEN	1:52.09	43) SUMMIT AREA, NJ WOM	1:54.18
1) WEBB, MELISSA 13 :29.66	3) SCHEIRMAN, JO EL17 :26.84	1) SINGLER, MAGGIE 17 :30.98	3) QUETEL, RENEE 15 :26.63
2) OLSON, MELISSA 18 :30.15	4) CIPOLETTI, ELLEN18 :25.44	2) SHORE, REBECCA 14 :32.39	4) SLONAKER, KATE 16 :24.18
26) FLUSHING YMCA, NY WOM	1:52.15	44) PIEDMONT, VA WOMEN	1:54.22
1) CARROLL, ERICA 17 :28.29	3) MADONIA, CLAIRE 18 :26.89	1) WILLIAMS, DAWN 18 :29.68	3) SNYDER, HEATHER 17 :28.28
2) KRISTIC, JLENA 13 :31.84	4) MADONIA, REGAN 16 :25.13	2) REDMON, ALLISON 17 :30.88	4) MOSCA, LAURA 15 :25.38
27) METRO MADISON, WI WOM	1:52.33	45) NEWARK, DE WOMEN	1:54.42
1) SCHULZ, ELLEN 17 :28.99	3) DEWINKEL, MADELA16 :26.08	1) ANDRUSKIEWICZ, A15 :29.05	3) BALDASSARI, ANDR16 :28.21
2) SMITH, KELLY 14 :31.94	4) LIEBMAN, KATIE 14 :25.32	2) PLUMMER, MELISSA15 :32.01	4) TURNER, JILL 16 :25.15
28) MINOT, ND WOMEN	1:52.34	45) FANWOOD, NJ WOMEN	1:54.42
1) HOLLAND, KATE 16 :29.27	3) SKARSGARD, HOLLY18 :26.65	1) MILLIGAN, SARAH 17 :28.89	3) BSPINOZA, ANN 14 :27.29
2) LOWE, JENNIFER 17 :31.39	4) BURCKHARD, MARIE17 :25.03	2) ZENTMEYER, JESSI17 :32.78	4) LYBECK, SARA 14 :25.46
29) ANN ARBOR, MI WOMEN	1:52.41	47) PARKERSBURG, WV WOM	1:54.48
1) KIRAS, JESSICA 16 :29.30	3) LADEWSKI, KATIE 13 :26.70	1) CONE, KAREN 16 :28.17	3) ALT, CATHY 16 :27.78
2) WINKELHAUS, KATI14 :31.47	4) FIELDER, MELISSA15 :24.94	2) KOGELER, DANIELL16 :33.20	4) BARTOSZEK, JANE 15 :25.33
30) WINSTON-SALEM, NC WOM	1:52.46	48) ROANOKE, VA WOMEN	1:54.62
1) DeLONG, JENNIFER17 :28.94	3) ANDREWS, MEGAN 15 :28.04	1) FONDER, BROOKE 18 :29.70	3) McGUIRE, BERNETT12 :28.14
2) CLARK, MEGAN 12 :30.19	4) PATE, VIRGINIA 14 :25.29	2) NEIGHBORS, ASHLE14 :32.18	4) SNEAD, MARTHA 13 :24.60
31) HARRISBURG, W.SHO WOM	1:52.48	49) KETTERING, OH WOMEN	1:54.73
1) DUKE, MARY 15 :29.72	3) FISHER, SARAH 12 :27.45	1) BRNEDETTI, LESLI12 :29.13	3) HEMMELGARN, HOLL18 :27.86
2) BIANCO, LIANE 12 :30.57	4) GROVER, MOLLIE 15 :24.74	2) BAILLY, NOELLE 17 :32.20	4) WOSSNER, SUSAN 16 :25.54
32) SOUTHSIDE, VA WOMEN	1:52.65	50) LEBANON, PA WOMEN	1:54.97
1) SMITH, ALICIA 14 :28.47	3) ANDREWS, JAMIE 15 :27.28	1) PETERS, ADRIENNE15 :28.73	3) FREER, JEN 17 :26.96
2) GILL, ANNIE 15 :32.20	4) GRIFFIN, JENNIFE18 :24.70	2) KRIS, DAWN 16 :33.92	4) STECKBECK, ALYSO15 :25.36
33) WILMINGTON, NC WOMEN	1:53.07	51) HARFORD CO, MD WOMEN	1:55.01
1) GOTTSCHALK, ERIN12 :29.64	3) HONMA, KRISTEN 15 :27.40	1) CATTRELL, CINDY 17 :31.40	3) GOODWIN, BETH 17 :25.64
2) STOKES, CRYSTAL 16 :32.07	4) CURRAN, CAROLINR15 :23.96	2) EYLER, MREDOITH 16 :32.83	4) GYOLAI, CATHY 16 :25.14
34) FRANKLIN, PA WOMEN	1:53.09	52) SO OAKLAND, MI WOM	1:55.21
1) ARMBURGER, AMAND15 :29.59	3) JUNKIN, GWYNNE 17 :27.19	1) BRAUN, ASHLEY 16 :28.89	3) SOPHIEA, KATIE 15 :27.52
2) WILKINSON, JILL 17 :30.42	4) FINDLAN, KATIE 17 :25.89	2) O'LEARY, ERIN 14 :33.53	4) HAGGERTY, TARA 15 :25.27

( CONTINUED ON NEXT PAGE )

## EVENT: 7 WOMEN'S 200 YARDS MEDLEY RELAY

(CONTINUED)

53) DAYTONA BEACH Y WOM	1:55.27	71) MIAMI COUNTY, OH WOM	1:57.09
1) WATSON, ELIZABETH13	:29.62	3) LOCHTE, MEGAN 17	:28.90
2) BABCOCK, LINDSEY13	:31.69	4) URQUHART, KATIE 13	:25.06
54) SAN PEDRO, CA WOMEN	1:55.46	72) EDWARDSVILLE, IL WOM	1:57.16
1) MABABA, LUZVIMINI15	:29.67	3) MOSLER, LAUREN 16	:27.33
2) PAK, ALICE 16	:32.27	4) MISTELE, SARAH 16	:26.19
55) HAMILTON, NJ WOMEN	1:55.51	73) CORTLAND, NY WOMEN	1:57.22
1) WILLIAMS, CHRISTI15	:29.85	3) LOWE, MOLLY 17	:27.94
2) KIM, JENNIFER 17	:32.42	4) BEESE, JENNIFER 17	:25.30
56) BLUE ASH WOMEN	1:55.59	74) GAITHERSBURG WOMEN	1:57.33
1) JARJOSA, JENNY 17	:29.53	3) KAIL, MELANIE 17	:28.23
2) HAUSER, PAULA 17	:32.56	4) URSINI, JILL 13	:25.27
57) POWEL CROSLBY WOMEN	1:55.80	75) WAYNESBORO, PA WOMEN	1:57.55
1) GIBSEKER, LISA 16	:29.36	3) WIETHORN, MOLLY 17	:28.41
2) MYERS, HEATHER 17	:32.63	4) WETZEL, MIKALA 17	:25.40
58) AUBURN, NY WOMEN	1:55.83	76) OCEAN COUNTY, NJ WOM	1:57.82
1) WALTER, KATIE 16	:29.97	3) METZLER, BRIDGET17	:28.36
2) AANSTOOT, MARGRE17	:31.90	4) TISCI, KRISTIN 15	:25.60
59) WAYNESBORO, VA WOM	1:55.89	77) STRATFORD, CT WOMEN	1:57.96
1) MATTHEWS, MELANI15	:29.35	3) GLOVER, BETHANY 14	:29.68
2) KNOPP, MELISSA 17	:30.85	4) SNYDER, AUTUM 15	:26.01
60) HAGERSTOWN, MD WOMEN	1:56.06	78) SPRINGFIELD, OH WOM	1:58.01
1) ROCHECK, ALEXIS 17	:31.68	3) REISENWEBER, ELIZ18	:26.67
2) GRIFFITH, ALLISO15	:32.14	4) WOODSMALL, LAURE15	:25.57
61) FLINT, MI WOMEN	1:56.13	79) DEFIANCE, OH WOMEN	1:58.08
1) SMITH, JACYNDA 18	:30.33	3) KNECHT, NICOLE 15	:27.68
2) SPAULDING, CRISS14	:32.92	4) COWEN, ABBEY 16	:25.20
62) CATONSVILLE, MD WOM	1:56.19	80) CENT.KENTUCKY WOMEN	1:58.26
1) AUSTIN, JENNIFER14	:30.87	3) ARRILDT, KRISTEN16	:28.37
2) SHEPARD, MEGHAN16	:31.75	4) KUZIEL, SOPHIA 14	:25.20
63) EASTSIDE, WA WOM	1:56.33	81) KANKAKEE, IL WOMEN	1:58.40
1) LINKER, ABBY 13	:29.06	3) HASEGAWA, MAYUMI13	:29.18
2) LAMBERT, LINDSAY13	:33.04	4) RAWLINGS, CRYSTAL13	:25.05
64) GTR. JOHNSTOWN, PA WOM	1:56.35	82) DOVER, DE WOMEN	1:58.60
1) SHARR, GAYLE 14	:30.86	3) WILLETT, ANGELA 17	:28.41
2) KEPPLER, LINDSAY 15	:33.61	4) BRUTZ, JESSICA 15	:23.47
65) OSWEGO, NY WOMEN	1:56.38	83) CAMP CURTIN, PA WOM	1:58.68
1) DELIA, ABBY 15	:29.32	3) AUCLAIR, MELANIE17	:28.45
2) FISHER, JANEL 17	:33.68	4) COTTER, TRACY 16	:24.93
66) CHAMBERSBURG, PA WOM	1:56.46	84) CLEARFIELD, PA WOMEN	1:58.70
1) HOSTETLER, KATIE16	:28.27	3) SNYDER, KIM 15	:28.62
2) LYONS, LAUREN 18	:33.42	4) KNARR, TARA 15	:26.15
67) SOMERSET, NJ WOMEN	1:56.59	85) MID-DELMARVA, MD WOM	1:58.90
1) CHAN, IRENE 15	:29.32	3) HELWIG, REBECCA 13	:28.74
2) SKODA, ALEXIS 13	:33.37	4) SCHREPPKE, KATE 17	:25.16
68) OLD TOWN, WOMEN	1:56.82	86) COUNTRYSIDE, OH WOM	1:58.96
1) SPRINGER, TRISTA16	:29.90	3) KOVENOCK, KATE 14	:28.82
2) SIBLEY, CATHY 17	:32.92	4) KOVENOCK, SARAH 17	:25.18
69) BATH AREA, ME WOMEN	1:56.86	87) LAUREL HIGHLANDS WOM	1:59.20
1) THOET, ELEANOR 18	:30.40	3) THOET, ELIZA 18	:29.56
2) COES, EMILY 17	:32.11	4) ALCAIDE, KATRINE15	:24.79
70) FRANKFORT, KY WOMEN	1:56.93	88) KNOX COUNTY Y, IL WOM	1:59.31
1) MCCAULEY, MEREDI16	:30.76	3) CAREY, BETH 17	:29.16
2) FOSTER, ELIZABET12	:32.19	4) ZERHUSEN, MEGAN 17	:24.82
1) LANDECHE, NICOLE15	:29.91	3) KNOUFF, SARA 15	:29.27
2) STALEY, ERIKA 16	:31.40	4) FULKNER, KELSEY 13	:26.51
1) MILLER, ANNIE 16	:29.24	3) RHODES, BETH 16	:28.41
2) RALLO, SARA 17	:33.59	4) LOWERY, BROOKE 16	:25.92
1) DOUGLAS, MARISA 18	:30.42	3) McMAHON, CARLY 15	:28.56
2) ARMSTRONG, MEGAN15	:33.47	4) NELSON, CARIN 16	:24.77
1) DOUGLAS, CAROLINI7	:28.59	3) YEH, LINDA 18	:29.40
2) WENNING, JENNIFE18	:33.35	4) POON, KERI 18	:25.99
1) WHITE, MEGAN 12	:30.64	3) STOUFFER, STACIA14	:27.23
2) HOUGH, TIFFANY 13	:34.42	4) CARROLL, EMILY 13	:25.26
1) DANE, HEATHER 17	:30.82	3) POPACA, COURTNEY17	:28.98
2) MORGAN, BARBARA 16	:32.24	4) McDANIELS, BETTY18	:25.78
1) GOLINO, DARBY 16	:29.72	3) MOORE, KRISTEN 16	:29.85
2) RADER, ASHLEY 15	:32.23	4) HUMPHREYS, SARAH17	:26.16
1) SCHOLL, KATIE 17	:30.72	3) MALONE, JENNIFER14	:28.91
2) KENNINGTON, HILL14	:31.90	4) TEUSINK, ASHLEY 15	:26.48
1) DURR, LAUREN 12	:29.50	3) JOHNSON, RITA 15	:28.07
2) HASSKLSCHWERT, M14	:31.92	4) CURTZWILER, STAC14	:28.59
1) ALLEN, AMY 13	:30.52	3) GENTRY, ERIN 17	:28.36
2) GARRISON, LAURA 15	:33.15	4) GENTRY, SHELLIE 15	:26.23
1) PRESLEY, ABIGAIL17	:30.04	3) CARLSON, LINDSEY16	:30.27
2) WRIGHT, ELIZBETH16	:32.52	4) ROSE, ELIZABETH 16	:25.57
1) WREDE, RACHAEL 14	:30.10	3) COOPER, ERIN 17	:27.78
2) JOHNSON, HEATHER18	:34.43	4) JOHNSON, HEIDI 17	:26.29
1) KRUPER, SAMANTHA15	:31.95	3) GILLESPIE, JESSI14	:27.34
2) ENGLEBROOK, KILA12	:33.17	4) HACK, DANIELLE 16	:26.22
1) WHITE, NICOLE 15	:28.33	3) SUTIKA, KRISTIN 18	:31.09
2) LITTLE, MEGAN 15	:33.60	4) WALLACE, LINDSAY14	:25.68
1) DOWNING, JENNIFER14	:29.54	3) SUMMERS, LINDSAY15	:28.51
2) KRETSER, SARAH 14	:34.03	4) KEEN, MEGAN 13	:26.82
1) KEEVER, BRANDY 14	:29.54	3) HAYASHI, MAROMI 17	:28.65
2) McLOUGHLIN, KATE14	:35.34	4) SEVERSON, KATIE 14	:25.43
1) BRUZDA, KATIE 15	:28.55	3) KABALA, CHRISTIN16	:29.13
2) BANKOVICH, BETHA14	:34.14	4) WEEKS, ABBY 16	:27.38
1) BELL, AMY 16	:31.64	3) HULICK, DANIELLE14	:26.76
2) MCCAAMON, KATY 16	:34.65	4) GALLOWAY, ANGIE 16	:26.26

( CONTINUED ON NEXT PAGE )

EVENT: 7 WOMEN'S 200 YARDS MEDLEY RELAY (CONTINUED)

89) WESTFIELD, NJ WOMEN	1:59.35	LAKRLAND HILL, NJ WOM	DISQUAL
1) O'DONNELL, CHERY18 :30.32	3) FROMTLING, KITTY15 :28.81	1) SUTTON, JOCELYN 17 :29.38	3) NOLAN, ELAINE 15 :26.80
2) BARTHOLOMEW, KATI14 :34.07	4) SCHOENEMANN, HRI17 :26.15	2) LEKHIVE, KARA 18 :31.10	4) WOYNKROWSKI, CAR17 DISQUAL
90) KISHWAUKER, IL WOMEN	1:59.37	S. B. GRAND RAPIDS, MI	DISQUAL
1) LEBGER, SIMONE 14 :30.35	3) BROTCCKE, AMANDA 17 :28.72	1) SEKTON, KELLY 15 :29.23	3) STRAUSS, PEGGY 17 :27.72
2) DROST, KRISTIN 17 :34.47	4) RAMES, LEAH 15 :25.83	2) MCKENZIE, ELLEN 14 :32.66	4) FLIKKEMA, KATE 17 DISQUAL
91) MT. DESERT IS. ME WOM	1:59.71	BEAVER CREEK, OH WOM	DISQUAL
1) BLANEY, DANIELE 15 :29.81	3) TRIPP, JENNICA 16 :29.37	1) LAWRENCE, KIM 14 :30.27	3) EARLY, RACHEL 13 :28.25
2) CALABRESSE, KATIE16 :33.81	4) SILK, JANA 17 :26.72	2) BUCK, MICHELLE 14 :32.27	4) VOGEL, KAREN 12 DISQUAL
NEW CANAAN, CT WOMEN	DISQUAL	PHOENIXVILLE, PA WOM	DISQUAL
1) BOYLE, ELIZABETH16 :29.31	3) LIBERTINY, TIMEA16 :28.87	1) HARDY, EMILY 14 :32.41	3) KARPONICZ, SARAH13 :28.75
2) PRISBEB, MEGANNE15 :32.04	4) HAWES, KATIE 17 DISQUAL	2) KOPISECKI, MEGA15 :32.30	4) McVEY, LAURA 13 DISQUAL

EVENT : 8 MEN'S 200 YARDS MEDLEY RELAY  
 NATIONAL RECORD 1:33.23 COLLIER CITY, FL  
 QUALIFYING FOR NATIONALS 1:44.39

\*\*\*\*\* APRIL 8, 1997 \*\*\*\*\*  
 1988

PLACE	NAME	YEAR	TEAM	TRIALS	FINAL
<b>CHAMPIONSHIP FINAL</b>					
1)	UPP MAIN LINE, PA MEN			1:36.06	1:34.50
1)	SCANLON, JOHN	17	:24.79	3) MARINE, DAVID	19 :22.88
2)	CLARK, GRANT	18	:26.63	4) STIEBERT, MARK	16 :20.20
2)	M. E. LYONS MEN			1:36.24	1:34.99
1)	WALLES, CRAIG	18	:24.41	3) SEITHER, JOE	17 :22.65
2)	KIRK, JOHN	18	:26.55	4) MURPHY, TIM	16 :21.38
3)	N. W. DUPAGE, IL MEN			1:35.85	1:35.47
1)	KELLY, ROB	18	:24.75	3) GRAVES, JAMES	15 :23.71
2)	IHLKNEFELD, MATT	18	:25.82	4) CARLSON, TIM	17 :21.19
4)	FLUSHING YMCA, NY MEN			1:36.26	1:35.76
1)	YEUNG, KENT	17	:25.08	3) DELLAGIOVANNA, RICARD19	:23.55
2)	ESPOSITO, JAMES	17	:25.98	4) FRENEY, GERARD	17 :21.15
5)	LAKRLAND HILL, NJ MEN			1:36.32	1:35.81
1)	GROSS, MICHAEL	16	:24.60	3) CONNORS, VINCENT	18 :23.20
2)	JOGANOW, VIKTOR	17	:27.17	4) POLLOCK, JASON	17 :20.84
6)	SCHROEDER BR. WI MEN			1:36.51	1:35.94
1)	BOHLIN, MARTIN	17	:25.45	3) MESENBOURG, MIKE	18 :22.70
2)	MARX, MIKE	17	:27.03	4) BUTLER, GRANT	18 :20.76
7)	N. OAKLAND CO, MI MEN			1:36.27	1:36.04
1)	LAM, RANDY	14	:25.11	3) WALLACE, MATTHEW	16 :22.98
2)	HOLCOMB, BRETT	17	:27.54	4) SCUSSEL, MARIO	17 :20.41
8)	RALEIGH, NC MEN			1:37.23	1:36.89
1)	BAICY, JOE	16	:24.98	3) PERRY, WARREN	16 :23.68
2)	MESCHKE, DAVE	17	:26.83	4) TWELLMAN, CHRIS	15 :21.40

CONSOLATION FINAL

9)	ORLANDO, FL MEN			1:38.68	1:37.65
1)	HORNER, MATT	16	:25.99	3) GRANT, JARED	18 :22.71
2)	RHINE, JUSTIN	16	:26.92	4) RAMIREZ, LEO	18 :22.03
10)	NAPERVILLE, IL MEN			1:37.68	1:37.81
1)	JACKSON, GREG	18	:25.43	3) SLOUF, ERICH	17 :22.47
2)	SMYSER, TIM	18	:27.60	4) GUKDELHOEFER, CHARLIE16	:22.31
11)	ANN ARBOR, MI MEN			1:38.37	1:37.86
1)	CUBBERLY, RAY	16	:25.49	3) MESSNER, ADAM	18 :22.16
2)	HACK, JOSH	15	:27.78	4) BARAN, MATT	16 :22.43

( CONTINUED ON NEXT PAGE )

EVENT: 8 MEN'S 200 YARDS MEDLEY RELAY (CONTINUED)

12) FAIRFIELD, OH MEN		1:37.65		1:38.08			
1) SANBORN, SETH	16	:26.89	3) RIEBEL, MARK	16	:23.72		
2) WARE, KYLE	18	:26.06	4) DISSEL, LOUIS	17	:21.41		
13) OAK PARK, IL MEN		1:38.06		1:38.32			
1) BARRY, TIM	17	:24.90	3) DAGGETT, MATT	16	:23.13		
2) BLAIR, NATHANIEL	17	:28.75	4) DAGGETT, JAMIE	15	:21.54		
14) RED BANK, NJ MEN		1:38.21		1:38.61			
1) CHIARAVALLOTTI, VITO	16	:25.13	3) ECONOMOV, PETER	16	:23.39		
2) MacDONALD, CONOR	16	:28.00	4) ALBERT, DARYL	16	:22.09		
15) RAPPAHANNOCK, VA MEN		1:38.28		1:38.69			
1) LOVERDI, JASON	15	:25.88	3) PETERSON, AARON	17	:22.98		
2) PYLE, DANNY	17	:27.67	4) LANG, ALEX	17	:22.16		
16) WILTON, CT MEN		1:38.24		1:38.76			
1) SHEVCHIK, DANIEL	16	:24.89	3) CORCORAN, TIMOTHY	16	:23.13		
2) SCHWANHAUSSER, STEVE	16	:29.01	4) WELLS, STEPHEN	16	:21.73		
1) N.W.DUPAGE, IL MEN		1:35.85	13) WILTON, CT MEN		1:38.24		
1) KELLY, ROB	18	:24.40	3) GRAVES, JAMES	15	:23.84	1) SHEVCHIK, DANIEL	16
2) IHLENFELD, MATT	18	:26.11	4) CARLSON, TIM	17	:21.50	2) SCHWANHAUSSER, S16	16
						3) CORCORAN, TIMOTHY	16
						4) WELLS, STEPHEN	16
2) UPP MAIN LINE, PA MEN		1:36.06	14) RAPPAHANNOCK, VA MEN		1:38.28		
1) SCANLON, JOHN	17	:25.48	3) MARINE, DAVID	19	:22.82	1) LOVERDI, JASON	15
2) CLARK, GRANT	18	:26.60	4) SOCHA, MIKE	17	:21.16	2) PYLE, DANNY	17
						3) PETERSON, AARON	17
						4) LANG, ALEX	17
3) M.E. LYONS MEN		1:36.24	15) ANN ARBOR, MI MEN		1:38.37		
1) WALES, CRAIG	18	:25.10	3) SEITHER, JOE	17	:23.07	1) CUBBERLY, RAY	16
2) KIRK, JOHN	18	:26.40	4) MURPHY, TIM	16	:21.67	2) HACK, JOSH	15
						3) MESSNER, ADAM	18
						4) BARAN, MATT	16
4) FLUSHING YMCA, NY MEN		1:36.26	16) ORLANDO, FL MEN		1:38.68		
1) YEUNG, KENT	17	:25.28	3) DELLAGIOVANNA, RI19	24.01		1) HORNER, MATT	16
2) ESPOSITO, JAMES	17	:25.80	4) FERNEY, GERARD	17	:21.17	2) RHINE, JUSTIN	16
						3) GRANT, JARED	18
						4) RAMIREZ, LEO	18
5) N.OAKLAND CO, MI MEN		1:36.27	17) APPLETON, WI MEN		1:38.71		
1) LAM, RANDY	14	:25.03	3) WALLACE, MATTHEW	16	:23.35	1) BONNELL, JOHN	17
2) HOLCOMB, BRETT	17	:27.46	4) SCUSSEL, MARIO	17	:20.43	2) FORREST, CHRIS	17
						3) MILAK, KEVIN	17
						4) SHILT, AARON	16
6) LAKELAND HILL, NJ MEN		1:36.32	18) CRT.VIRGINIA MEN		1:38.93		
1) GROSS, MICHAEL	16	:24.67	3) CONNORS, VINCENT	18	:23.73	1) CHIPLY, HUNT	17
2) JOGANOW, VIKTOR	17	:26.91	4) POLLOCK, JASON	17	:21.01	2) HOPMANN, JEFF	17
						3) PETTIGREW, BUDDY	17
						4) FRAZIER, PORREST	16
7) SCHROEDER BR, WI MEN		1:36.51	19) POWEL CROSLY MEN		1:39.06		
1) BOHLIN, MARTIN	17	:25.61	3) MESKNEBOURG, MIKE	18	:22.63	1) HUBSTERMAN, PHIL	17
2) MARX, MIKE	17	:27.20	4) BUTLER, GRANT	18	:21.07	2) HUBER, TOM	17
						3) LIMOUZE, JOHN	17
						4) LUEN, JEFF	16
8) RALEIGH, NC MEN		1:37.23	20) SAN PEDRO, CA MEN		1:39.37		
1) BAICY, JOE	16	:25.15	3) PERRY, WARREN	16	:23.54	1) SOTO, CARLOS	16
2) MRSCHKE, DAVE	17	:26.97	4) TWELLMAN, CHRIS	15	:21.57	2) IGNACIO, PHILLIP	18
						3) TAKAHASHI, JO	15
						4) SCHWENDINGER, TO16	16
9) FAIRFIELD, OH MEN		1:37.65	21) CRT.CHESTER CO. MEN		1:39.53		
1) SANBORN, SETH	16	:26.84	3) RIEBEL, MARK	16	:24.15	1) FOLEY, MICHAEL	17
2) WARE, KYLE	18	:25.75	4) DISSEL, LOUIS	17	:20.91	2) SULLIVAN, BRANDO	17
						3) BOTES, GENE	16
						4) GLODEK, JOHN	18
10) NAPERVILLE, IL MEN		1:37.68	22) HUNTINGTON, WV MEN		1:39.82		
1) JACKSON, GREG	18	:24.97	3) SLOUF, ERICH	17	:22.89	1) WHITE, MACON	18
2) SMYSER, TIM	18	:27.34	4) GUEDELHOFFER, CHA16	16	:22.48	2) LAMBERT, DAVE	15
						3) ROATSEY, TODD	18
						4) CUNNINGHAM, RICH	18
11) OAK PARK, IL MEN		1:38.06	23) FRANKFORT, KY MEN		1:39.85		
1) BARRY, TIM	17	:24.65	3) DAGGETT, MATT	16	:23.72	1) DADE, SHAWN	16
2) BLAIR, NATHANIEL	17	:28.07	4) DAGGETT, JAMIE	15	:21.62	2) FOSTER, ROBBIE	15
						3) PERKINS, DEREK	17
						4) DUNN, JARED	16
12) RED BANK, NJ MEN		1:38.21	24) GAITHERSBURG MEN		1:40.32		
1) CHIARAVALLOTTI, V16	16	:24.66	3) ECONOMOV, PETER	16	:23.70	1) MORILLO, J.R.	17
2) MacDONALD, CONOR	16	:27.99	4) ALBERT, DARYL	16	:21.86	2) MERRILL, DANIEL	16
						3) HARMOR, TRAVIS	16
						4) VERMILLION, BRIAN	18

( CONTINUED ON NEXT PAGE )

## EVENT: 8 MEN'S 200 YARDS MEDLEY RELAY

(CONTINUED)

25) POTTSTOWN, PA MEN	1:40.33	43) FREEHOLD, NJ MEN	1:42.14
1) BERG, DAVID 17 :25.60	3) ZACKOWSKI, MITCH19 :24.06	1) HYMAN, JASON 14 :26.88	3) TOREN, JARED 15 :25.15
2) TROYAN, JEFF 16 :28.19	4) FRONHEISER, ADAM17 :22.48	2) KERN, DAVID 17 :27.88	4) MILLER, WILL 16 :22.23
26) WILMINGTON, NC MEN	1:40.43	44) LAUREL HIGHLANDS MEN	1:42.50
1) ALLEN, BRIAN 16 :25.11	3) CHANDLER, DAVID 15 :25.43	1) ULISHNEY, ADAM 18 :26.71	3) HARVEY, TODD 17 :25.63
2) NETHERCUTT, JACK18 :28.29	4) SOKOLOFSKY, DAVI15 :21.60	2) POREMBKA, MATT 18 :27.58	4) ULISHNEY, AARON 18 :22.58
27) BIRMINGHAM, MI MEN	1:40.78	45) BOISE, ID MEN	1:42.53
1) SARGENT, WILLIAM16 :25.31	3) STUDDT, MICHAEL 14 :24.51	1) DUTCHER, DAN 18 :26.95	3) SMITH, EVAN 15 :24.98
2) PAWLICK, JOE 17 :28.09	4) GROTH, CHRISTIAN14 :22.87	2) ALLEN, QUINT 17 :28.76	4) TATE, RICH 17 :21.84
28) ANNE ARUNDEL, MD MEN	1:40.93	46) GENEVA LAKES, WI MEN	1:42.55
1) GOFF, ANDY 18 :27.00	3) TAYLOR, MICHAEL 17 :24.67	1) CULP, GREGG 15 :28.19	3) OGLESBY, MATT 16 :23.39
2) BOND, ERIC 17 :27.65	4) McDONALD, PAUL 17 :21.61	2) SCHVETZ, CHRIS 15 :28.80	4) HILL, TED 16 :22.17
29) CHAMPAIGN, IL MEN	1:40.97	47) READING, PA MEN	1:42.60
1) BARKER, BRAD 17 :26.16	3) LOCKMAN, TOMMY 15 :24.32	1) HOUCK, JUSTIN 15 :26.79	3) HENLY, MARK 15 :25.79
2) GNAGEY, KEVIN 17 :29.31	4) SENSENBRENNER, WI17 :21.18	2) MAURER, CHRIS 15 :27.72	4) BUCKLEY, MATTHEW17 :22.30
30) GAMELE-NIPPERT MEN	1:40.99	48) VINELAND, NJ MEN	1:42.77
1) RANSENBERG, SCOT15 :26.36	3) THOMAS, GREG 15 :23.84	1) HENNIS, BRENT 16 :26.66	3) MUFALLI, MATT 15 :25.00
2) COMER, KEVIN 18 :28.49	4) HEYOB, RYAN 17 :22.30	2) WATRAL, EDDIE 17 :28.90	4) SCHUMACHER, STEP16 :22.21
31) SOMERSET VLY, NJ MEN	1:41.04	49) McHENRY CO, IL MEN	1:42.95
1) HIDER, CHRIS 15 :26.46	3) FRITCHIE, BILL 17 :23.62	1) WISNIEWSKI, PETE18 :26.14	3) GLOW, ERIC 16 :25.29
2) BATTMAN, ROBERT 18 :28.13	4) CHIOU, CHRIS 17 :22.83	2) MCCARTHY, SHAWN 17 :29.28	4) BORTA, JOHN 16 :22.24
32) SHENANGO, PA MEN	1:41.05	50) BURLINGTON, NJ MEN	1:42.99
1) MOJOCK, ERIC 17 :26.28	3) STANTON, BRIAN 17 :24.64	1) PETROSKI, DAVE 18 :27.56	3) POLIS, ZANDER 16 :24.89
2) SAMPLE, JASON 17 :28.49	4) SAMPLE, JEREMY 16 :21.64	2) GIRMAN, ANDREW 17 :28.67	4) PHILLIPS, KURT 18 :21.87
33) CRESCENTA-CANADA MEN	1:41.09	51) BLOOMSBURG, PA MEN	1:43.35
1) AHN, BRIAN 16 :26.73	3) NAGATANI, GO 17 :23.81	1) PEBLEY, ANDREW 14 :27.18	3) MARTIN, SEAN 16 :24.33
2) SHIN, WILLIAM 17 :28.56	4) CHU, EUGENE 17 :21.99	2) REMALY, GREG 16 :28.54	4) KUCZYNSKI, ALEX 15 :23.30
34) SPRINGFIELD, OH MEN	1:41.29	52) PARKERSBURG, WV MEN	1:43.42
1) GABBARD, SCOTT 16 :26.10	3) DEBOO, ERACH 18 :24.17	1) RAMSEY, SEAN 16 :26.12	3) NORTHRUP, TOM 17 :25.09
2) HARNER, MATT 18 :29.44	4) SWONGER, ANDY 13 :21.58	2) BUGYIS, ERIC 16 :29.52	4) DUDZINSKI, RYAN 15 :22.69
34) S.E.GRAND RAPIDS, MI	1:41.29	52) BRAVER CREEK, OH MEN	1:43.42
1) SNAPPER, JEFF 17 :26.13	3) FLIKKEMA, BRAD 18 :23.17	1) EARLY, TIMOTHY 15 :25.70	3) JENKINS, JEREMY 16 :25.97
2) WRIR, SCOTT 14 :29.74	4) SCHINNEVER, DAN 18 :22.25	2) HRZOG, JODY 16 :29.21	4) POLK, WILLIE 16 :22.54
36) ROWAN COUNTY MEN	1:41.58	54) WAYNEBORO, PA MEN	1:43.55
1) HARTSKELL, JACOB 17 :26.12	3) DESORBO, ANDREW 14 :24.69	1) HUGHES, JOHN 18 :25.49	3) TSOUKATOS, PANTER17 :24.29
2) EFIRD, DAVID 18 :28.12	4) HALL, JASON 17 :22.65	2) WHITE, CHAD 13 :30.84	4) HOLMES, TIM 17 :22.93
36) SCRANTON, PA MEN	1:41.58	55) OCEAN COUNTY, NJ MEN	1:43.59
1) ROEHL, BILL 18 :25.49	3) O'CONNOR, STEPHA18 :23.91	1) DAWE, MIKE 15 :27.48	3) BETTS, MIKE 18 :24.32
2) ARMBRUSTER, JIM 15 :29.40	4) HUAN, PETER 16 :22.78	2) LO, DAVE 18 :29.38	4) GUNDRY, CRAIG 16 :22.41
38) LIMA, OH MEN	1:41.63	56) SOUTHSIDE, VA MEN	1:43.77
1) CHENEY, NICK 17 :24.80	3) BRICKNER, JEFF 15 :24.72	1) MOSHER, COREY 17 :28.36	3) SAVEDGE, ROSS 16 :24.68
2) FIRST, GLENN 18 :28.38	4) CARGE, CHRIS 17 :23.73	2) GRIFFITH, NICKOL18 :28.28	4) GLASS, DALE 15 :22.45
39) OLD TOWN, MEN	1:41.77	56) LOUISVILLE, OH MEN	1:43.77
1) KONDRATEKOV, VOV18 :26.56	3) PETERSON, KEVIN 17 :24.50	1) JONES, MICHAEL 13 :26.27	3) MOTTICE, BRANDON17 :24.77
2) GASAWAY, ZACH 16 :27.90	4) THOMAS, JASON 14 :22.81	2) DONAHUE, DAVE 16 :29.55	4) JOHNSON, MATTHEW16 :23.18
40) WESTPORT, CT MEN	1:41.86	58) COUNTRYSIDE, OH MEN	1:44.13
1) RABEY, TODD 17 :27.54	3) YACCO, MATTHEW 16 :24.83	1) HEWITT, MIKE 16 :26.74	3) HAYASHI, YASUYUK16 :26.57
2) DONOFRIO, MATTHEW16 :28.19	4) MOLARI, RICARDO 17 :21.30	2) BURNS, BRETT 15 :27.67	4) SEVERSON, ERIC 16 :23.15
41) MONTCLAIR, NJ MEN	1:41.89	59) BUTLER CO, PA MEN	1:44.27
1) FRINTHEL, CHRIS 16 :27.39	3) WYNNE, DAVID 17 :24.42	1) WILSON, ADAM 18 :26.41	3) BELOWICH, SEAN 17 :24.98
2) HODGSON, RUSTY 17 :27.83	4) HSU, BRIAN 17 :22.25	2) VIATORI, BEN 17 :29.89	4) PLATT, JEFF 18 :22.99
42) BLUE ASH MEN	1:42.05	60) CLEARFIELD, PA MEN	1:44.30
1) NEUBAUER, IAN 16 :27.21	3) McHUGH, MICHAEL 17 :26.00	1) LYTLE, BRIAN 17 :27.54	3) MITCHELL, ANDY 17 :24.07
2) KITKO, PAUL 17 :27.78	4) TOTH, ROB 16 :21.06	2) LOMBARDO, MARK 17 :29.33	4) OLSON, CURT 17 :23.36

( CONTINUED ON NEXT PAGE )

EVENT: 8 MEN'S 200 YARDS MEDLEY RELAY (CONTINUED)

61) GTR KANSAS, MO MEN		1:44.53	69) MANSFIELD, OH MEN		1:45.81
1) JOHNSON, CHRISTO17	:28.35	3) TESON, BRIAN 16	:24.39	1) FERRELL, MIKE 17	:27.82
2) POWERS, DUSTIN 16	:29.04	4) FREEMAN, BRYAN 18	:22.75	2) HOLTZAPFEL, BRIA17	:29.84
3) WAITERS, DAVID 15				3) GILBERT, DREW 16	:21.83
62) CHESHIRE, CT MEN		1:44.54	70) CATONSVILLE, MD MEN		1:45.83
1) FORCIER, MATT 18	:26.91	3) GARRITY, RYAN 16	:26.90	1) BROUILLARD, KEN 18	:27.75
2) BARTON, KEN 18	:27.95	4) CASSELLA, RYAN 15	:22.78	2) LANASA, BRIAN 16	:30.51
3) WALLACE, TIMOTHY16				4) HERBERT, RYAN 17	:22.73
63) HAMILTON, NJ MEN		1:44.88	71) LEBANON, PA MEN		1:45.96
1) DeSANDRE, ROBERT14	:28.49	3) BOTHEM, DAVID 16	:24.10	1) BROWN, STEVE 17	:28.81
2) BENCIVENGO, DREW16	:29.69	4) BROTMAN, MARC 18	:22.60	2) CHARLES, NATHAN 17	:29.10
3) WEBBER, ADAM 15				4) MAEDER, SEBASTIA18	:22.15
63) NASHUA, NH MEN		1:44.88	72) WARREN, MI MEN		1:46.25
1) SPACEK, MATT 17	:33.51	3) ANGELL, KEN 17	:24.87	1) STIER, ERIC 17	:27.40
2) SULLIVAN, JEFF 16	:23.79	4) SPURR, RYAN 18	:22.71	2) BARBER, CHRIS 17	:30.81
3) HALL, CHRIS 17				4) PARUSZKIEWICZ, S17	:22.67
65) TUSCARAWAS CO, OH MEN		1:44.90	73) MACOMB, MI MEN		1:47.29
1) DIXON, MATT 15	:27.28	3) BARBER, DAVE 18	:24.64	1) BECHILL, JOHN 17	:28.10
2) HOLDER, DAVID 15	:29.55	4) HATCHER, JACE 17	:23.43	2) ZACKAY, NICK 17	:31.37
3) HOLLIDAY, NICK 17				4) KOWALSKI, MIKE 17	:23.11
66) BATH AREA, ME MEN		1:44.93	74) DEFIANCE, OH MEN		1:50.29
1) VARNEY, ERIC 17	:27.46	3) HALLOWELL, MATT 14	:26.61	1) HENCH, BRIAN 18	:29.40
2) DAIGNEAULT, ADAM17	:27.95	4) CLARK, MATT 15	:22.91	2) AYERS, JONATHAN 17	:31.38
3) NIESE, CHRIS 17				4) ECKERT, JASON 17	:23.36
67) CHAPEL HILL, NC MEN		1:45.02	St. LUCIE CO. FL MEN		DISQUAL
1) WALDON, MATT 15	:27.93	3) McWAY, MICHAEL 15	:25.54	1) ZITANI, SHAUN 17	:25.43
2) ZSUPPAN, LOCI 16	:29.09	4) SMITH, PATRICK 6	:22.46	2) HOOVER, WYATT 15	:30.02
3) ELLIOTT, SAM 18				4) LEET, JASON 18	:23.64
68) AUBURN, NY MEN		1:45.77			DISQUAL
1) CARBONARO, PATRI17	:29.21	3) MURPHY, KEVIN 18	:25.04		
2) GORDON, CHRIS 17	:28.95	4) GUARIGLIA, GARY 19	:22.57		

```

WW      WW      00000  MMMM  MMMM  EEEEEEE  NNN  NN
WW      WW      0000000  MM MM MM MM  EEEEEEE  NNNN  NN
WW      WW      00      00  MM  MMMM  MM  EE      NN NN  NN
WW      WW      00      00  MM  MM    MM  EEEEEEE  NN NN  NN
WW      WWW     00      00  MM      MM  EE      NN  NN  NN
WW      WW      0000000  MM      MM  EEEEEEE  NN  NNNN
WWW     WWW     00000  MM      MM  EEEEEEE  NN  NNN

```

SCORING SCORES AFTER TUESDAY, 4/8/97

1)	ORLANDO, FL	79.0	19)	GTR. JOHNSTOWN, PA	15.0
2)	WILTON, CT	77.0	20)	KNOX COUNTY Y, IL	14.0
3)	SCHROEDER BR. WI	70.0	21)	NAPERVILLE, IL	13.5
4)	BLOOMSBURG, PA	67.0	22)	PIEDMONT, VA	12.0
5)	RALRIGH, NC	49.0	23)	MISSOURI VLY, ND	10.0
6)	M.E. LYONS, OH	42.0	24)	RACINE, WI	9.0
7)	WESTPORT, CT	31.0	24)	WILMINGTON, NC	9.0
8)	UPR MAIN LINE, PA	30.0	24)	S. Ft. WAYNE, IN	9.0
9)	CHESHIRE, CT	26.0	27)	HAMILTON, NJ	7.0
10)	BIRMINGHAM, MI	25.0	28)	FORT WAYNE, IN	5.5
11)	CHAMPAIGN, IL	23.0	29)	ANNE ARUNDEL, MD	4.0
12)	N. OAKLAND CO, MI	22.0	29)	RED BANK, NJ	4.0
13)	WINSTON-SALEM, NC	21.0	31)	PARKERSBURG, WV	3.0
14)	N.W. DUPAGE, IL	20.0	31)	ROANOKE, VA	3.0
14)	HUNTINGTON, WV	20.0	33)	GTR. TOPEKA, KS	2.0
16)	HAMDEN/N. HAVEN	17.0	34)	CENT. VIRGINIA	1.0
16)	APPLETON, WI	17.0	34)	SARASOTA, FL	1.0
18)	SPARTANBURG, SC	16.0			

```

MMM  MMM  EEEEEEE  NNN  NN
MM MM MM MM EEEEEEE  NNNN  NN
MM  MMM  MM  EE      NN NN  NN
MM  MM  MM  EEEEEEE  NN NN  NN
MM      MM  EE      NN  NN  NN
MM      MM  EEEEEEE  NN  NNNN
MM      MM  EEEEEEE  NN  NNN

```

SCORING SCORES AFTER TUESDAY, 4/8/97

1)	SCHROEDER BR. WI	98.0	21)	St. LUCIE CO. FL	15.0
2)	M.E. LYONS, OH	79.0	23)	SOMERSET, NJ	12.0
3)	UPR MAIN LINE, PA	78.0	23)	ELKHART, IN	12.0
4)	N.W. DUPAGE, IL	63.0	25)	ROCKY RUN, PA	11.0
5)	N. OAKLAND CO, MI	61.0	26)	FAIRFIELD, OH	10.0
6)	RALRIGH, NC	39.0	27)	MONTCLAIR, NJ	9.0
7)	MOULTRIE, GA	37.0	28)	HUNTINGTON, WV	7.0
7)	ANN ARBOR, MI	37.0	28)	SAN PEDRO, CA	7.0
9)	NAPERVILLE, IL	31.0	28)	GTR. TOPEKA, KS	7.0
10)	LAKELAND HILL, NJ	30.0	31)	GENEVA LAKES, WI	6.0
10)	SARASOTA, FL	30.0	31)	GAITHERSBURG, MD	6.0
10)	FLUSHING YMCA, NY	30.0	31)	RED BANK, NJ	6.0
13)	ORLANDO, FL	27.0	34)	PHOENIXVILLE, PA	5.0
14)	OAK PARK, IL	25.0	34)	CARLISLE, PA	5.0
15)	S.E. GRAND RAPIDS	24.0	36)	OCCAN COUNTY, NJ	4.0
16)	SOMERSET VLY, NJ	20.0	36)	CENT. CHESTER CO.	4.0
16)	LIMA, OH	20.0	38)	DEARBORN, MI	3.0
18)	WILTON, CT	18.0	39)	WILMINGTON, NC	2.0
19)	RAPPAHANNOCK, VA	17.0	39)	OIL CITY, PA	2.0
20)	CHAMPAIGN, IL	16.0	41)	METUCHEN, NJ	1.0
21)	WESTPORT, CT	15.0			

```

CCCCC  00000  MMMM  MMMM  BBBB  IIIIII  NNN  NN  EEEEEEE  DDDDD
CCCCCCC 0000000  MM MM  MM MM  BBBB  IIIIII  NNNN  NN  EEEEEEE  DDDDD
CC      00      00 MM  MMMM  MM BB  BB  II  NN NN  NN  EE      DD  DD
CC      00      00 MM  MM  BBBB  II  NN NN  NN  EEEEEEE  DD  DD
CC      00      00 MM  MM BB  BB  II  NN  NN  NN  EE      DD  DD
CCCCCCC 0000000  MM      MM  BBBB  IIIIII  NN  NNN  EEEEEEE  DDDDD
CCCCC  00000  MM      MM  BBBB  IIIIII  NN  NNN  EEEEEEE  DDDDD

```

SCORING SCORES AFTER TUESDAY, 4/8/97

1)	SCHROEDER BR. WI	168.0	9)	WESTPORT, CT	46.0
2)	M.E. LYONS, OH	121.0	10)	NAPERVILLE, IL	44.5
3)	UPR MAIN LINE, PA	108.0	11)	CHAMPAIGN, IL	39.0
4)	ORLANDO, FL	106.0	12)	SARASOTA, FL	31.0
5)	WILTON, CT	95.0	13)	HUNTINGTON, WV	27.0
6)	RALRIGH, NC	88.0	14)	WILMINGTON, NC	11.0
7)	N.W. DUPAGE, IL	83.0	15)	RED BANK, NJ	10.0
7)	N. OAKLAND CO, MI	83.0	16)	GTR. TOPEKA, KS	8.0



1997 Y.M.C.A. NATIONAL SHORT COURSE  
 SWIMMING and DIVING CHAMPIONSHIPS  
 Swam at: INTERNATIONAL SWIMMING HALL of FAME AQUATIC CENTER, FORT LAUDERDALE  
 APRIL 8, 1997

EVENT : 9 MEN'S 1 METER DIVING

NATIONAL RECORD 513.50 ADAM TERRELL MOULTRIE, GA 1993

RANK	NAME	YEAR	TEAM	SEMI		FINALS
				PRELIM	FINALS	
1	CAMPBELL, JUD	17	MOULTRIE, GA	.00	.00	497.90
2	MOSS, CLAYTON	16	MOULTRIE, GA	.00	.00	466.95
3	SEIDER, NICHOLAS	17	SCHROEDER BR. WI	.00	.00	413.00
4	LILLY, KEVIN	18	SCHROEDER BR. WI	.00	.00	361.45
5	KLAMANN, COLLIN	14	SCHROEDER BR. WI	.00	.00	338.70
6	OXMAN, MICHAEL	13	SCHROEDER BR. WI	.00	.00	331.15
7	BURK, DAN	18	ELKHART, IN	.00	.00	321.35
8	WELLS, MICHAEL	16	ROCKY RUN, PA	.00	.00	306.65
9	CAPADONA, STEVE	18	SCHROEDER BR. WI	.00	.00	299.30
10	DeNOBLE, PETER	14	SOMERSET VLY, NJ	.00	.00	288.35
11	HERSHKOWITZ, JESSE	16	SOMERSET VLY, NJ	.00	.00	284.25
12	KLAMANN, JAMISON	17	SCHROEDER BR. WI	.00	.00	283.70
13	KASNEY, ANDREW	15	SOMERSET VLY, NJ	.00	.00	247.75
14	KIANI, JACOB	15	SOMERSET VLY, NJ	.00	.00	244.80
15	FISCHER, ANDY	18	OIL CITY, PA	.00	.00	242.95

1997 YMCA NATIONAL SHORT COURSE  
 SWIMMING AND DIVING TIME TRIALS  
 INTERNATIONAL SWIMMING HALL OF FAME AQUATIC CENTER, FORT LAUDERDALE

EVENT : 41 WOMEN'S 500 YARDS FREESTYLE  
 NATIONAL RECORD :00.00

\*\*\*\*\* APRIL 8, 1997 \*\*\*\*\*

FINAL RESULTS TIMED FINALS

RANK	NAME	YEAR	TEAM	TIME
1)	ROGERS, JAMIE	17	HENSEL ECKMAN, VA	5:07.68
	:28.73 :30.74 :30.77 :31.05 :31.49			
	:00.00 :30.65 :30.79 :31.12 :31.38			
2)	CIPOLLETTI, ELLEN	18	HUNTINGTON, WV	5:10.72
	:28.41 :30.49 :31.31 :00.00 :31.37			
	:31.86 :31.73 :31.50 :31.74 :31.98			
3)	STEEN, SARAH	18	MC.VERNON, OH	5:11.04
	:29.37 :31.46 :31.49 :31.68 :31.49			
	:31.37 :31.55 :31.38 :31.03 :30.22			
4)	REYNOLDS, LINDSAY	14	SARASOTA, FL	5:11.62
	:28.69 :30.62 :30.94 :31.62 :31.49			
	:31.80 :31.74 :31.77 :31.80 :31.15			
5)	FLIKKEMA, KATE	17	S.E.GRAND RAPIDS	5:13.16
	:29.17 :30.68 :31.05 :31.31 :31.49			
	:31.44 :31.75 :32.22 :32.58 :31.47			
6)	BASSI, NOELLE	13	RIDGEWOOD, NJ	5:13.48
	:28.50 :31.01 :31.19 :00.00 :31.73			
	:31.27 :31.78 :32.48 :31.89 :32.05			
7)	CLARK, ABBY	17	CRWT.VIRGINIA	5:15.17
	:28.66 :30.99 :31.35 :31.80 :32.23			
	:32.13 :32.25 :32.34 :32.04 :00.00			
8)	CROMBIE, KATIE	16	CRWT.CHESTER CO.	5:15.39
	:28.28 :32.26 :31.12 :31.67 :31.49			
	:31.97 :32.54 :32.70 :31.91 :31.45			
9)	GRISLER, AMANDA	15	N.W.DUPAGE, IL	5:15.87
	:28.74 :30.86 :31.79 :31.96 :32.51			
	:32.42 :31.87 :32.36 :31.76 :31.60			
10)	HELWIG, MEGHAN	16	SOMERSET, NJ	5:18.42
	:28.45 :30.65 :31.35 :32.05 :32.52			
	:32.85 :33.31 :32.50 :33.23 :31.51			
11)	MADONIA, REGAN	16	FLUSHING YMCA, NY	5:19.71
	:28.61 :31.03 :31.85 :32.29 :32.50			
	:32.49 :33.15 :32.86 :33.04 :31.89			
12)	HEREFORD, SARAH	13	HUNTINGTON, WV	5:20.17
	:29.10 :31.68 :32.03 :32.11 :32.64			
	:32.57 :32.58 :32.77 :32.76 :31.93			
13)	MITTELSTADT, ANNE	17	N.OAKLAND CO, MI	5:20.80
	:29.13 :31.51 :32.26 :32.56 :32.23			
	:32.65 :32.69 :32.80 :32.95 :32.02			

RANK	NAME	YEAR	TEAM	TIME
14)	RAMES, LEAH	15	KISHNAUCKE, IL	5:23.73
	:28.92 :31.58 :32.17 :32.63 :32.95			
	:33.14 :34.09 :32.91 :33.06 :32.28			
15)	MILLER, CRISSY	13	SOMERSET VLY, NJ	5:24.41
	:28.72 :31.74 :32.84 :33.15 :33.93			
	:33.45 :33.20 :33.62 :33.70 :30.06			
16)	MUSK, LAUREN	15	M.E. LYONS, OH	5:24.81
	:30.57 :31.40 :32.06 :32.23 :32.88			
	:32.96 :33.32 :33.77 :33.65 :31.97			
17)	SNYDER, HEATHER KATRI	17	PIEDMONT, VA	5:25.41
	:30.28 :32.42 :32.91 :32.97 :33.09			
	:33.08 :33.05 :33.06 :32.98 :31.57			
18)	KORPKK, MIRANDA	15	M.E. LYONS, OH	5:26.74
	:30.21 :32.00 :32.53 :33.16 :33.12			
	:33.58 :33.30 :33.72 :33.10 :32.02			
19)	DUDLEY, LAUREN	15	WILTON, CT	5:28.36
	:29.30 :31.46 :32.32 :33.05 :33.06			
	:33.61 :34.18 :34.03 :34.01 :33.34			
20)	NELSON, BRITT	13	CORTLAND, NY	5:28.53
	:28.40 :32.09 :33.00 :33.83 :33.81			
	:33.88 :33.82 :33.73 :33.38 :32.59			
21)	NEWMETH, PAM	16	HAMILTON, NJ	5:28.54
	:29.43 :32.30 :32.71 :32.69 :33.20			
	:33.47 :33.43 :33.75 :33.96 :33.60			
22)	WEEKS, ABBY	16	LAUREL HIGHLANDS	5:31.86
	:28.91 :31.78 :33.16 :33.63 :34.82			
	:34.41 :34.66 :33.89 :33.51 :33.09			
23)	HAVAS, KARYN	17	PHOENIXVILLE, PA	5:31.98
	:30.57 :32.48 :32.96 :33.47 :33.72			
	:33.74 :33.86 :34.14 :33.93 :33.11			
24)	VENSLAVSKY, ERICA	16	HAMILTON, NJ	5:34.61
	:29.47 :32.45 :33.41 :33.78 :34.30			
	:33.98 :34.47 :34.35 :34.58 :33.82			
25)	WELSH, SHANNON	16	HAMILTON, NJ	5:49.26
	:29.31 :33.43 :34.62 :35.26 :36.34			
	:36.19 :36.69 :36.67 :35.99 :34.76			

EVENT : 42 MEN'S 500 YARDS FREESTYLE  
 NATIONAL RECORD :00.00

\*\*\*\*\* APRIL 8, 1997 \*\*\*\*\*

FINAL RESULTS TIMED FINALS

RANK	NAME	YEAR	TEAM	TIME
1)	HELJUK, JOE	16	RIDGEWOOD, NJ	4:49.16
	:26.54 :28.11 :28.51 :29.17 :00.00			
	:29.37 :29.60 :29.78 :29.56 :29.77			
2)	PERRY, ANDREW	14	RALEIGH, NC	4:51.47 ✓
	:26.94 :29.35 :29.20 :29.37 :29.26			
	:29.33 :29.56 :29.69 :29.68 :29.09			
3)	SCHMIDT, NICK	18	CHAMPAIGN, IL	4:52.72
	:27.31 :29.74 :29.15 :29.86 :30.65			
	:30.66 :28.15 :29.75 :30.57 :26.88			
4)	McCROAN, J.P.	16	ORLANDO, FL	4:53.29
	:27.18 :28.87 :29.42 :29.57 :29.59			
	:29.68 :29.76 :29.97 :30.00 :29.25			
5)	GARRITY, RYAN	16	CHESHIRE, CT	4:55.45
	:26.40 :29.07 :29.97 :30.23 :30.59			
	:29.47 :30.26 :30.39 :29.76 :29.31			

RANK	NAME	YEAR	TEAM	TIME
6)	OHNGREN, JIMMY	16	N.OAKLAND CO, MI	4:56.61
	:26.95 :29.03 :29.40 :29.98 :29.75			
	:30.62 :30.50 :30.73 :30.52 :29.13			
7)	ACKLEY, ANDREW	14	RALEIGH, NC	4:57.57
	:26.19 :29.14 :29.45 :30.11 :30.10			
	:30.49 :30.73 :30.83 :30.96 :29.57			
8)	BUBAN, MATT	16	M.E. LYONS, OH	4:57.94
	:26.56 :29.79 :29.96 :30.36 :30.23			
	:30.29 :30.08 :30.52 :30.63 :29.52			
9)	BATEMAN, SCOTT	15	SOMERSET VLY, NJ	4:58.69
	:27.30 :28.81 :29.47 :30.05 :30.15			
	:30.54 :31.08 :30.79 :30.71 :29.79			
10)	DePOWELL, JOHN	17	M.E. LYONS, OH	4:58.88
	:28.79 :29.92 :30.13 :30.83 :30.70			
	:30.04 :29.65 :29.95 :30.03 :28.84			

( CONTINUED ON NEXT PAGE )

EVENT: 42 MEN'S 500 YARDS FREESTYLE

(CONTINUED)

11) LOEWER, JOSH	14 SPARTANBURG, SC	4:59.53	18) FEINTHEL, CHRIS	16 MONTCLAIR, NJ	5:03.67
:26.91 :28.93 :29.85 :30.29 :30.21			:26.56 :29.85 :31.00 :31.30 :31.08		
:30.69 :30.97 :31.13 :30.63 :29.92			:30.87 :31.40 :31.82 :30.46 :29.33		
12) ALPERT, EVAN	16 RIDGEWOOD, NJ	4:59.75	19) WELSH, BRYAN	14 HAMILTON, NJ	5:04.08
:28.09 :29.39 :30.37 :30.29 :29.97			:27.28 :29.52 :30.39 :30.80 :31.01		
:30.23 :30.73 :30.66 :30.60 :29.42			:30.72 :30.95 :31.42 :31.24 :30.75		
13) BLAIR, NATHANIEL	17 OAK PARK, IL	4:59.94	20) LAMBERT, CHRIS	15 HENSEL ROCKMAN, VA	5:05.95
:27.43 :29.57 :29.91 :30.07 :30.12			:26.78 :29.63 :30.63 :31.05 :31.44		
:30.31 :30.27 :30.84 :31.28 :30.14			:31.06 :31.29 :32.06 :31.42 :00.00		
14) MALMGREN, DEAN	16 N.W.DUPAGE, IL	5:00.08	21) PACK, SETH	16 MC.VERNON, OH	5:06.03
:27.17 :29.02 :29.52 :29.78 :30.21			:27.14 :30.00 :30.67 :31.07 :30.97		
:30.40 :31.05 :31.25 :31.30 :30.38			:31.08 :31.27 :31.55 :31.67 :30.61		
15) BOYER, TIM	15 WINSTON-SALEM, NC	5:00.59	22) NETTLING, TONY	17 COUNTRYSIDE, OH	5:09.23
:26.51 :28.98 :29.67 :30.21 :30.42			:27.67 :30.58 :30.91 :31.38 :31.60		
:30.65 :31.08 :31.12 :31.38 :30.57			:31.61 :31.74 :31.66 :31.55 :30.53		
16) MURRAY, PATRICK	17 PIEDMONT, VA	5:03.32	23) GOTTFKE, JEFFREY	16 MC.VERNON, OH	5:09.54
:27.15 :29.78 :30.44 :30.52 :30.54			:28.75 :30.54 :30.99 :31.62 :32.13		
:30.90 :31.13 :31.35 :31.29 :30.22			:32.28 :31.86 :32.23 :30.64 :28.50		
17) SHIN, WILLIAM	17 CRESCENTA-CANADA	5:03.64	24) PUHALA, ZAK	15 GTR. JOHNSTOWN, PA	5:20.17
:26.74 :29.75 :30.86 :31.01 :31.03			:28.26 :31.06 :32.30 :32.36 :32.60		
:30.93 :31.20 :30.63 :31.05 :30.44			:33.06 :33.26 :32.91 :32.77 :31.59		

EVENT : 43 WOMEN'S 200 YARDS INDIVIDUAL MEDLEY  
NATIONAL RECORD :00.00

\*\*\*\*\*

APRIL 8, 1997

\*\*\*\*\*

FINAL RESULTS

RANK	NAME	YEAR	TEAM	TIME
1)	BOWMAN, CAROLYN	13	CHESHIRE, CT	2:10.89
	:28.05 :34.88		:37.97 :29.99	
2)	POLLENZ, JAMIE	16	RALEIGH, NC	2:12.30
	:28.94 :33.45		:39.21 :30.70	
3)	MATTHEWS, MELANIE	15	WAYNESBORO, VA	2:12.70
	:29.22 :32.90		:39.32 :31.26	
4)	PARKS, CATHERINE	14	WINSTON-SALEM, NC	2:13.67
	:29.11 :34.43		:39.95 :30.18	
5)	HATIC, HALIDA	18	M.E. LYONS, OH	2:15.19
	:29.16 :34.89		:40.45 :30.69	
6)	ANTONUCCI, MELINDA	17	BURLINGTON, VT	2:16.01
	:30.38 :34.65		:38.88 :32.10	
7)	GRAHAM, LAURA	16	OAK PARK, IL	2:16.27
	:29.05 :33.81		:42.00 :31.41	
8)	MARTIN, KATIE	15	CHESHIRE, CT	2:16.41
	:30.55 :34.98		:39.42 :31.46	
9)	SMITH, ALICIA	14	SOUTHSIDE, VA	2:16.46
	:28.78 :33.36		:42.84 :31.48	
10)	ANDREWS, MEGAN	15	WINSTON-SALEM, NC	2:16.47
	:29.37 :35.74		:40.61 :30.75	
11)	SKODA, ALEXIS	13	SOMERSET, NJ	2:17.45
	:30.76 :35.44		:39.23 :32.02	
12)	SCHREER, JESSICA	16	GAITHERSBURG, MD	2:17.88
	:29.76 :37.21		:38.48 :32.43	
13)	FLICK, JAMIE	14	BLOOMSBURG, PA	2:18.11
	:30.47 :37.18		:38.90 :31.56	
14)	PICKAVANCE, LISA	19	HUNTINGTON, WV	2:18.21
	:30.60 :37.06		:39.20 :31.35	
15)	FOWLER, ELIZABETH	14	ANNE ARUNDEL, MD	2:18.35
	:30.86 :33.28		:41.90 :32.31	
16)	KAIL, MELANIE	17	BLUE ASH, OH	2:18.75
	:29.88 :35.72		:41.15 :32.00	
17)	WILSON, CARLY	14	FREEHOLD, NJ	2:18.76
	:30.96 :33.73		:41.35 :32.72	
18)	OTWELL, ELIZABETH	16	RALEIGH, NC	2:18.81
	:29.63 :36.79		:39.57 :32.82	
19)	MARTIN, SARAH	14	CHESHIRE, CT	2:18.91
	:29.94 :34.74		:41.35 :32.88	
20)	DOUGLAS, MARISA	18	CORTLAND, NY	2:19.06
	:30.24 :34.18		:41.48 :33.16	
21)	SANN, NINA	15	CRESCENTA-CANADA	2:20.05
	:29.42 :35.62		:43.03 :31.98	

RANK	NAME	YEAR	TEAM	TIME
22)	GERMIN, JULIE	15	WILTON, CT	2:20.08
	:30.01 :36.36		:40.86 :32.85	
23)	BARRY, LARISSA	17	CRESCENTA-CANADA	2:20.09
	:29.68 :35.55		:41.37 :33.49	
24)	MILLS, JESSICA	13	SPARTANBURG, SC	2:20.10
	:30.52 :37.12		:41.00 :31.46	
25)	FRITZSCHE, KATHERINE	16	BURLINGTON, NJ	2:20.47
	:29.95 :33.92		:42.66 :33.94	
26)	SNYDER, AUTUM	15	WAYNESBORO, VA	2:20.61
	:31.19 :37.29		:41.83 :30.30	
27)	GLOVER, BETHANY	14	WAYNESBORO, VA	2:20.80
	:32.05 :35.07		:42.56 :31.12	
28)	ASPAAS, ALECIA	15	MINOT, ND	2:20.97
	:30.75 :38.05		:38.55 :33.62	
29)	KRUPER, SAMANTHA	15	CAMP CURTIN, PA	2:21.48
	:30.79 :36.40		:41.47 :32.82	
30)	SCHILLER, KATIE	15	UPR MAIN LINE, PA	2:22.67
	:30.05 :37.30		:43.72 :31.60	
31)	WEITZ, RACHEL	16	BURLINGTON, NJ	2:22.77
	:30.56 :35.04		:41.19 :35.98	
32)	CAMPOS, CAROLINA	15	PALISADES, CA	2:22.85
	:31.52 :37.01		:43.38 :30.94	
33)	FARS, STEPHANIE	13	CRNT. KENTUCKY	2:22.95
	:31.75 :35.86		:42.39 :32.95	
34)	MURRAY, ALYSSA	15	GREEN BAY, WI	2:23.04
	:30.41 :36.64		:42.69 :33.30	
35)	SPAULDING, CRISSY	14	FLINT, MI	2:23.50
	:30.61 :40.15		:39.43 :33.31	
36)	ENGLBROOK, KILA	12	CAMP CURTIN, PA	2:23.65
	:31.09 :36.23		:42.81 :33.52	
37)	FOLTMAN, MELISSA	15	N.W.DUPAGE, IL	2:23.66
	:30.02 :37.29		:41.67 :34.68	
38)	SMITH, HEATHER	13	RALEIGH, NC	2:23.74
	:30.85 :35.76		:43.34 :33.79	
39)	LOWE, KATHERINE	15	MINOT, ND	2:23.76
	:30.17 :37.08		:43.06 :33.45	
40)	WENNING, JENNIFER	18	GAITHERSBURG, MD	2:23.83
	:31.62 :40.18		:38.78 :33.25	
41)	WREDE, RACHAEL	14	DOVER, DE	2:24.64
	:30.53 :37.42		:43.28 :33.41	
42)	MARCINKOSKI, LISA	17	GAITHERSBURG, MD	2:24.73
	:31.01 :38.39		:39.90 :35.43	

( CONTINUED ON NEXT PAGE )

EVENT: 43 WOMEN'S 200 YARDS INDIVIDUAL MEDLEY

(CONTINUED)

43)	JOHNSON, MEGAN	16 RALEIGH, NC	2:25.06
	:30.49 :38.85	:40.56 :35.16	
44)	KNOPP, LAURA	13 WAYNESBORO, VA	2:25.84
	:34.10 :38.82	:40.45 :32.47	

45)	KEPPLER, LINDSAY	15 GTR. JOHNSTOWN, PA	2:25.93
	:32.06 :36.56	:43.57 :33.74	
46)	LEGER, SIMONE	14 KISHWAUKKEE, IL	2:26.13
	:33.69 :35.83	:43.17 :33.44	

EVENT : 44 MEN'S 200 YARDS INDIVIDUAL MEDLEY  
NATIONAL RECORD :00.00

\*\*\*\*\* APRIL 8, 1997 \*\*\*\*\*

RANK	NAME	YEAR	TEAM	TIME
1)	PERRY, WARREN	16 RALEIGH, NC	1:57.33	
	:24.92 :30.45	:34.69 :27.27		
2)	BOATRIGHT, JEFF	15 WAYNESBORO, VA	1:58.39	
	:25.19 :30.67	:35.38 :27.15		
3)	HARTING, MATTHEW	18 BETHLEHEM, PA	1:59.68	
	:26.65 :30.68	:34.91 :27.44		
4)	BOIRE, JASON	16 NASHUA, NH	2:00.92	
	:25.83 :31.42	:34.70 :28.97		
5)	MURIN, JOB	16 GLENS FALLS, NY	2:02.18	
	:26.96 :29.84	:35.99 :29.39		
6)	HILL, MARCUS	18 CENT. KENTUCKY	2:03.06	
	:26.32 :29.88	:36.55 :30.31		
7)	DAGGETT, MATT	16 OAK PARK, IL	2:03.19	
	:24.94 :29.97	:39.60 :28.68		
8)	SHESSLER, KRIK	17 ANDOVER, MA	2:03.70	
	:26.86 :31.28	:35.46 :30.10		
9)	MEYERS, JAMES	14 SOMERSET, NJ	2:03.86	
	:26.90 :33.45	:35.56 :27.95		
10)	DRUPKE, AUGIE	16 WINSTON-SALEM, NC	2:03.88	
	:26.56 :31.84	:36.86 :28.62		
11)	ROBISON, ZACH	17 KISHWAUKKEE, IL	2:04.59	
	:27.32 :32.31	:36.57 :28.39		
12)	BURSTEIN, SETH	15 RAHWAY, NJ	2:04.86	
	:25.96 :32.77	:35.96 :30.17		
13)	TORON, JARED	15 FREEHOLD, NJ	2:05.10	
	:27.16 :31.93	:36.71 :29.30		
14)	DANE, JEROME	15 PIEDMONT, VA	2:05.31	
	:27.75 :30.97	:38.00 :28.59		
15)	FLEISCHMANN, PHIL	16 RALEIGH, NC	2:05.87	
	:26.57 :32.15	:36.89 :30.26		
16)	McWAY, MICHAEL	15 CHAPEL HILL, NC	2:05.95	
	:28.08 :33.31	:36.40 :28.16		
17)	UNGER, JEREMY	16 TRI-VALLEY, PA	2:06.09	
	:26.73 :33.99	:35.05 :30.32		
18)	CHRSSON, WIN	13 CHAPEL HILL, NC	2:06.21	
	:27.47 :33.02	:36.98 :28.74		
19)	SMITH, EVAN	15 BOISE, ID	2:06.29	
	:27.11 :33.22	:36.87 :29.09		
20)	NORTHROP, TOM	17 PARKERSBURG, WV	2:06.41	
	:27.12 :31.75	:38.68 :28.86		
21)	STRAUBER, CHRIS	15 UPR MAIN LINE, PA	2:06.44	
	:27.74 :32.93	:36.60 :29.17		
22)	AHN, BRIAN	16 CRESCENTA-CANADA	2:06.45	
	:27.95 :32.04	:36.66 :29.80		
23)	NEWCOMB, ROBERT	15 HENSSEL ECKMAN, VA	2:06.53	
	:28.17 :31.85	:36.48 :30.03		

RANK	NAME	YEAR	TEAM	TIME
24)	LEE, TONY	16 GLENDALE, CA	2:07.18	
	:25.86 :32.15	:39.65 :29.52		
25)	MONAGHAN, MICHAEL	16 SOUTH SHORE, MA	2:07.24	
	:26.70 :32.68	:37.86 :30.00		
26)	FLETCHER, JAKE	15 PHOENIXVILLE, PA	2:07.34	
	:27.56 :32.52	:38.59 :28.67		
27)	HANSEN, MATTHEW	17 RED BANK, NJ	2:07.54	
	:27.47 :34.53	:35.09 :30.45		
28)	WARRICK, STEVEN	15 N.OAKLAND CO, MI	2:07.79	
	:27.63 :31.36	:37.72 :31.08		
29)	WALLACE, TIMOTHY	16 CATONSVILLE, MD	2:08.01	
	:26.04 :33.08	:38.16 :30.73		
30)	BUGYIS, ERIC	16 PARKERSBURG, WV	2:08.10	
	:27.27 :32.54	:36.85 :31.44		
31)	LAMBERT, DAVE	15 HUNTINGTON, WV	2:08.11	
	:26.23 :31.92	:38.99 :30.97		
32)	HELVEY, DEREK	14 N.W.DUPAGE, IL	2:08.45	
	:27.73 :33.00	:37.56 :30.16		
33)	SINETAR, DAN	13 CORTLAND, NY	2:08.53	
	:28.19 :31.35	:39.74 :29.25		
34)	GNAGY, KEVIN	17 CHAMPAIGN, IL	2:08.93	
	:26.98 :33.77	:36.96 :31.22		
35)	McCLIRLAND, TROY	18 ANNE ARUNDEL, MD	2:09.32	
	:28.05 :32.87	:38.69 :29.71		
36)	BUTTINO, TOM	16 CORTLAND, NY	2:09.66	
	:27.42 :33.06	:39.15 :30.03		
37)	DONNELLY, WBSLEY	14 RED BANK, NJ	2:09.76	
	:27.15 :30.93	:40.56 :31.12		
38)	CUADROS, DENNIS	17 FLUSHING YMCA, NY	2:09.91	
	:27.91 :32.09	:39.82 :30.09		
39)	LANDMAN, BOBBY	15 RALEIGH, NC	2:10.01	
	:28.26 :36.40	:35.29 :30.06		
40)	FLYNN, BRIAN	14 TRI-VALLEY, PA	2:10.03	
	:26.40 :32.65	:40.34 :30.64		
41)	ANDERSON, SKY	16 UPR MAIN LINE, PA	2:10.04	
	:27.47 :33.72	:39.02 :29.83		
42)	DeSANDRE, ROBERT	14 HAMILTON, NJ	2:10.24	
	:27.97 :32.71	:37.21 :32.35		
43)	WEBBER, ADAM	15 LEBANON, PA	2:10.86	
	:27.63 :34.82	:39.53 :28.88		
44)	HRDKE, CHRIS	15 SOMERSET VLY, NJ	2:10.94	
	:28.80 :31.99	:41.53 :28.62		
45)	SEMPLE, GARTH	13 MARIETTA, OH	2:12.32	
	:27.07 :32.90	:40.65 :31.70		
46)	ANDERMAN, TODD	15 BEVERLY, MA	2:13.18	
	:28.83 :33.95	:41.28 :29.12		

EVENT : 45 WOMEN'S 50 YARDS FREESTYLE  
NATIONAL RECORD :00.00

\*\*\*\*\* APRIL 8, 1997 \*\*\*\*\*

RANK	NAME	YEAR	TEAM	TIME
1)	CONE, KAREN	16 PARKERSBURG, WV	:24.26	
2)	CARROLL, ERICA	17 FLUSHING YMCA, NY	:25.10	
3)	JONES, TAMARA	15 RAPPAHANNOCK, VA	:25.26	
4)	BLACKWELL, TRISHA	13 RAPPAHANNOCK, VA	:25.49	
4)	TABACCHI, JENNIFER	15 N.OAKLAND CO, MI	:25.49	

RANK	NAME	YEAR	TEAM	TIME
6)	SCHREPPKE, KATE	17 SOMERSET, NJ	:25.52	
7)	ROLLINS, KATY	15 BURLINGTON, VT	:25.53	
8)	CROUCH, SARAH	16 WHEELING, WV	:25.55	
9)	HANSBROUGH, MARIE	15 RAPPAHANNOCK, VA	:25.62	
10)	HARRIS, DANIELLE	18 GLENS FALLS, NY	:25.63	

( CONTINUED ON NEXT PAGE )

EVENT: 45 WOMEN'S 50 YARDS FREESTYLE

(CONTINUED)

11)	MADONIA, CLAIRE	18	FLUSHING YMCA, NY	:25.71
12)	HUDSON, JILL	18	RALEIGH, NC	:25.72
13)	MILLIGAN, SARAH	17	PANWOOD, NJ	:25.74
14)	TUTSCHER, ELIZABETH	14	LAKELAND HILL, NJ	:25.80
15)	KNOPP, MELISSA	17	WAYNESBORO, VA	:25.86
15)	LYBECK, SARA	14	PANWOOD, NJ	:25.86
17)	HUGHES, MARGARET ANN	14	WILMINGTON, NC	:25.89
18)	HIORTE, MEGAN	15	LAKELAND HILL, NJ	:25.91
19)	CLEAVER, CHRISTIE	16	RAPPAHANNOCK, VA	:25.96
20)	DREYER, JACKIE	15	MARION, OH	:26.01
21)	EDWARDS, SUSAN	15	CRNT. CHESTER CO.	:26.02
22)	WRAVER, SHERYL	15	GTR. BERGEN, NJ	:26.06
22)	HOLDER, BETSY	15	CHAMPAIGN, IL	:26.06
24)	ARMSTRONG, MEGAN	15	CORTLAND, NY	:26.07
25)	RUBGG, JANINE	18	UPR. PENINSULA, MI	:26.09
26)	FRYER, KATHRYN	16	ANNE ARUNDEL, MD	:26.11
27)	SWANEY, ANDREA	13	HAMILTON, NJ	:26.14
27)	KNOX, SUSANNAH	13	MONTCLAIR, NJ	:26.14
29)	HUGHES, MEGAN	15	GTR. BERGEN, NJ	:26.16
29)	NICKSE, STEPHANIE	15	WILTON, CT	:26.16
31)	KORSEDAL, LIZ	14	FLINT, MI	:26.19
32)	MCDANIELS, BETTY	18	OCEAN COUNTY, NJ	:26.20
32)	GROF, TINA	16	HUNTINGTON, WV	:26.20
34)	DEMERS, HEATHER	13	CAMDEN, ME	:26.23
35)	SEARBY, ERIN	16	CHAMPAIGN, IL	:26.24
36)	SPRINGER, TRISTAN	16	OLD TOWN, ME	:26.27
37)	CAREY, KATIE	15	POWEL CROSLEY, OH	:26.32
38)	BUMGARDNER, RACHEL	13	RALEIGH, NC	:26.35
38)	WILLIAMS, DAWN	18	PIEDMONT, VA	:26.35
38)	HOWIE, MONICA	17	OAK PARK, IL	:26.35
41)	KNECHT, NICOLE	15	FLINT, MI	:26.36
41)	GIRSEKER, LISA	16	POWEL CROSLEY, OH	:26.36
43)	O'DONNELL, CHERYL	18	WESTFIELD, NJ	:26.37
44)	KRISTIC, JRELENA	13	FLUSHING YMCA, NY	:26.41
45)	MCDONALD, ADELE	18	PIEDMONT, VA	:26.44
46)	KILLIS, KAREN	16	BEAVER CREEK, OH	:26.47

46)	REDMON, ALLISON	17	PIEDMONT, VA	:26.47
46)	BRAGER, LAURA	13	GREEN BAY, WI	:26.47
49)	HEMSTREET, BETHANY	16	GREEN BAY, WI	:26.55
50)	PATE, ELIZABETH	18	WINSTON-SALEM, NC	:26.64
51)	FITZPATRICK, KATIE	15	GREEN BAY, WI	:26.67
52)	SPAULDING, MEGAN	16	FLINT, MI	:26.68
52)	MILLER, SHANNON	14	N.W. DUPAGE, IL	:26.68
54)	CHAN, IRENE	15	SOMERSET, NJ	:26.70
55)	WALSH, KELLY	15	MONTCLAIR, NJ	:26.74
56)	DOWNING, JENNIFER	14	MID-DELMARVA, MD	:26.77
56)	BANNER, STEPHANIE	14	METRO MADISON, WI	:26.77
58)	SUMMERS, LINDSAY	15	MID-DELMARVA, MD	:26.78
59)	OLIVER, EMILY	17	OLD TOWN, ME	:26.80
60)	WILLIAMS, ALYS	15	PIEDMONT, VA	:26.82
61)	GEPHART, JACKIE	17	SOMERSET VLY, NJ	:26.83
62)	LADISLAW, JANINE	16	BURLINGTON, NJ	:26.91
63)	PACKARD, GWEN	17	POWEL CROSLEY, OH	:26.92
64)	JACOBS, ELIZABETH	14	METRO MADISON, WI	:27.10
65)	FRIGNER, KATIE	15	FANWOOD, NJ	:27.25
65)	KEEN, MEGAN	13	MID-DELMARVA, MD	:27.25
67)	SIBLEY, CATHY	17	OLD TOWN, ME	:27.27
68)	AUSTIN, JENNIFER	14	CATONSVILLE, MD	:27.30
69)	GRIEBSBACH, MARYANNE	17	GREEN BAY, WI	:27.38
70)	SHARY, ELIZABETH	17	MONTCLAIR, NJ	:27.41
71)	KRALJIC, ELIZABETH	12	GTR. BERGEN, NJ	:27.46
72)	FRONTLING, KITTY	15	WESTFIELD, NJ	:27.52
72)	LANGAN, SARAH	14	MONTCLAIR, NJ	:27.52
74)	MARKIDES, VASIA	18	OLD TOWN, ME	:27.59
74)	WILLETT, ANGELA	17	GTR. JOHNSTOWN, PA	:27.59
76)	SHARER, GAYLE	14	GTR. JOHNSTOWN, PA	:27.72
77)	CYR, BECKY	18	OLD TOWN, ME	:27.95
78)	PETERSON, AMANDA	14	OLD TOWN, ME	:28.03
79)	McLOUGHLIN, KATE	14	COUNTRYSIDE, OH	:28.05
80)	CHOO, SHELLEY	12	GTR. BERGEN, NJ	:28.26
81)	SIDELL, AMANDA	15	OLD TOWN, ME	:28.51

EVENT : 46 MEN'S 50 YARDS FREESTYLE

\*\*\*\*\* APRIL 8, 1997 \*\*\*\*\*

NATIONAL RECORD :00.00

FINAL RESULTS TIMED FINALS

RANK	NAME	YEAR	TEAM	TIME
1)	ZACKOWSKI, MITCHELL	19	POTTSTOWN, PA	:21.79
2)	RAMSEY, SEAN	16	PARKERSBURG, WV	:21.92
3)	TATE, RICH	17	BOISE, ID	:21.96
4)	DEAN, JOHN	14	RALEIGH, NC	:22.10
5)	LANG, ALEX	17	RAPPAHANNOCK, VA	:22.11
6)	CHU, EUGENE	17	CRESCENTA-CANADA	:22.40
7)	MCGOUGH, MICHAEL	16	RED BANK, NJ	:22.60
8)	SINGLEY, DANAYAND	18	BURLINGTON, VT	:22.62
9)	MILLER, WILL	16	FREERHOLD, NJ	:22.71
10)	FORCIER, MATT	18	CHESHIRE, CT	:22.80
11)	LOVERDI, JASON	15	RAPPAHANNOCK, VA	:22.84
12)	ZAFFARONI, MICHAEL	17	WILTON, CT	:22.91
13)	GILLASPY, TONY	17	MONTGOMERY, AL	:22.98
14)	ROSS, DANE	14	BOISE, ID	:23.03
15)	DIONNE, LANCE	16	GTR. MANCHESTER	:23.08
16)	BARFUSS, RICHARD	16	SOMERSET, NJ	:23.09
17)	MAHONEY, BRIAN	17	RED BANK, NJ	:23.13
18)	GIRALDO, DANIEL	18	GTR. BERGEN, NJ	:23.16
19)	CASSELLA, RYAN	15	CHESHIRE, CT	:23.18
20)	CAMDEN, JIMMY	16	CRNT. VIRGINIA	:23.20
21)	NAGATANI, GO	17	CRESCENTA-CANADA	:23.21
21)	ENGLE, ANDY	16	WHEELING, WV	:23.21
23)	ALBECK, CHRISTOPHER	16	BETHLEHEM, PA	:23.23
23)	PAPENDICK, STEVEN	14	LAKELAND HILL, NJ	:23.23
25)	KILLIS, JOSH	16	RALEIGH, NC	:23.24
26)	ANDERSON, MATT	17	WILTON, CT	:23.32
26)	CLEMENS, MIKE	17	NASHUA, NH	:23.32

RANK	NAME	YEAR	TEAM	TIME
28)	NIGHAN, JUSTIN	16	BETHLEHEM, PA	:23.33
29)	MURPHY, BRENDAN	16	GAMBLE-NIPPERT, O	:23.34
30)	JENKINS, JEREMY	16	BEAVER CREEK, OH	:23.39
31)	WELCH, COREY	13	WILKES-BARRE, PA	:23.40
32)	DeLONG, NATHAN	15	LEBANON, PA	:23.41
33)	WOODALL, MARK	15	DOVER, DE	:23.44
33)	CRIM, CHRISTOPHER	18	Mt. VERNON, OH	:23.44
35)	DUDZINSKI, RYAN	15	PARKERSBURG, WV	:23.47
35)	BARTON, KEN	18	CHESHIRE, CT	:23.47
37)	SINK, ADAM	17	GTR. MANCHESTER	:23.48
38)	BIZZARRO, PAUL	17	BEAVER CREEK, OH	:23.54
38)	SEARBY, RYAN	14	CHAMPAIGN, IL	:23.54
40)	HUAN, PETER	16	SCRANTON, PA	:23.55
40)	CLUKEY, CHRIS	15	M.E. LYONS, OH	:23.55
42)	MOELLER, JEREMY	17	GREEN BAY, WI	:23.68
43)	CHIOU, CHRIS	17	SOMERSET VLY, NJ	:23.71
44)	SEVERSON, ERIC	16	COUNTRYSIDE, OH	:23.72
45)	GILES, CHRIS	17	GTR. JOHNSTOWN, PA	:23.74
46)	SULLIVAN, JEFF	16	NASHUA, NH	:23.76
47)	KUNZE, STEVE	17	SOMERSET, NJ	:23.78
48)	CLARK, MATT	15	BATH AREA, ME	:23.79
49)	ENGRAHM, AARON	15	RALEIGH, NC	:23.81
50)	JENSEN, MICHAEL	18	GTR. MANCHESTER	:23.89
51)	GREEN, MICHAEL	16	HAMILTON, NJ	:23.98
52)	BOYNTON, ADAM	17	OLD TOWN, ME	:23.99
53)	LONG, TODD	14	BETHLEHEM, PA	:24.14
54)	LAPRINO, MATTHEW	16	NEW CANAAN, CT	:24.16

( CONTINUED ON NEXT PAGE )

EVENT: 46 MEN'S 50 YARDS FREESTYLE

(CONTINUED)

55) SEVERANCE, PIKE	16	GTR.MANCHESTER	:24.20	64) EFIRD, DAVID	18	ROWAN COUNTY, NC	:24.56
56) ANGELL, KEN	17	NASHUA, NH	:24.24	65) BARRY, ED	16	CORTLAND, NY	:24.58
57) MALEY, MATTHEW	12	MC.VERNON, OH	:24.27	66) KARELUS, CHRIS	17	FANWOOD, NJ	:24.59
58) WAGNER, JEFF	16	FANWOOD, NJ	:24.30	67) DICKENSON, TRAVIS	16	HENSEL BCKMAN, VA	:24.93
59) BOYD, DEVIN	17	CATONSVILLE, MD	:24.39	68) MAY, DAVID	17	OLD TOWN, ME	:25.40
60) HAYASHI, YASUYUKI	16	COUNTRYSIDE, OH	:24.41	69) KUETTLER, JOHN	17	N.W.DUPAGE, IL	:25.71
61) BRADLEY, DENIS	17	FANWOOD, NJ	:24.50	70) RYAN, MICHAEL	14	GREEN BAY, WI	:25.77
62) PANAGOS, CHRIS	17	WESTFIELD, NJ	:24.51	71) BOYNTON, BRYCE	16	OLD TOWN, ME	:25.82
63) ADELMAYER, BRYAN	14	GREEN BAY, WI	:24.54	SPURR, RYAN	18	NASHUA, NH	DISQUAL

EVENT : 63 WOMEN'S 100 YARDS FREESTYLE

\*\*\*\*\* APRIL 8, 1997 \*\*\*\*\*

NATIONAL RECORD :00.00

FINAL RESULTS TIMED FINALS

RANK	NAME	YEAR	TEAM	TIME	RANK	NAME	YEAR	TEAM	TIME
1)	MacDONALD, JENNIFER	17	N.OAKLAND CO, MI	:55.51	15)	KUSZ, KERRY	18	STATE MICHIGAN	:57.38
	:26.75 :28.76					:28.12 :29.26			
2)	BODINE, LAURA	16	ANNE ARUNDEL, MD	:55.84	16)	WELCH, SHANA	12	WILKES-BARRE, PA	:57.56
	:26.92 :28.92					:27.64 :29.92			
3)	ALT, CATHY	16	PARKERSBURG, WV	:56.06	17)	KOGLER, DANIELLE	16	PARKERSBURG, WV	:57.60
	:27.10 :28.96					:27.64 :29.96			
4)	BARTOSZEK, JANE	15	PARKERSBURG, WV	:56.08	18)	NG, ANNA	16	FLUSHING YMCA, NY	:57.66
	:27.25 :28.83					:27.91 :29.75			
5)	SULLIVAN, KRISTINE	16	DEARBORN, MI	:56.14	19)	GIBNEY, JESSICA	13	FREEHOLD, NJ	:57.87
	:26.64 :29.50					:28.25 :29.62			
6)	DUMBLETON, DANIKA	14	UPR MAIN LINE, PA	:56.16	20)	LUTZ, JENNIE	17	FLUSHING YMCA, NY	:58.08
	:27.59 :28.57					:27.71 :30.37			
7)	FLRAGLE, JENNIFER	14	UPR MAIN LINE, PA	:56.17	21)	FLETCHER, KRISTIN	16	POWEL CROSLEY, OH	:58.10
	:27.21 :28.96					:27.67 :30.43			
8)	REED, SARAH	14	UPR MAIN LINE, PA	:56.46	22)	KOPISKECKI, MEGAN	15	PHOENIXVILLE, PA	:58.12
	:27.19 :29.27					:27.81 :30.31			
9)	ANGUS, LYNDSEY	16	MONTACHUSETT, MA	:56.53	23)	SHANK, JENNIFER	13	WAYNESBORO, PA	:58.30
	:27.28 :29.25					:27.85 :30.45			
10)	KATZ, LAUREN	14	FLUSHING YMCA, NY	:56.67	24)	HARDY, SARA	15	PHOENIXVILLE, PA	:58.38
	:27.67 :29.00					:28.27 :30.11			
11)	VRANESIC, MARSENA	13	LEBANON, PA	:57.26	25)	BOWERS, ELIZABETH	14	POWEL CROSLEY, OH	:58.88
	:26.93 :30.33					:28.14 :30.74			
12)	BOGUSKY, NICOLE	16	PHOENIXVILLE, PA	:57.27	26)	DLUGOKENCKY, CHRISTIN	17	FLUSHING YMCA, NY	:59.69
	:27.98 :29.29					:28.67 :31.02			
13)	WENDT, JAMIE	16	MINOT, ND	:57.28	27)	CARDWELL, MELISSA	16	McKERSPORT, PA	1:01.18
	:27.22 :30.06					:28.13 :33.05			
14)	RADO, TRICIA	14	WILKES-BARRE, PA	:57.34					
	:27.94 :29.40								

EVENT : 64 MEN'S 100 YARDS FREESTYLE

\*\*\*\*\* APRIL 8, 1997 \*\*\*\*\*

NATIONAL RECORD :00.00

FINAL RESULTS TIMED FINALS

RANK	NAME	YEAR	TEAM	TIME	RANK	NAME	YEAR	TEAM	TIME
1)	WILLIAMS, SCOTT	18	CORTLAND, NY	:49.01	10)	DAVIS, ZEB	18	CORTLAND, NY	:50.54
	:23.40 :25.61					:24.39 :26.15			
2)	SAVEDGE, ROSS	16	SOUTHSIDE, VA	:49.92	11)	BROWN, DEAN	18	NASHUA, NH	:50.62
	:24.30 :25.62					:23.85 :26.77			
3)	RUSS, DAVID	16	FANWOOD, NJ	:49.96	12)	HYMAN, JASON	14	FREEHOLD, NJ	:50.76
	:23.59 :26.37					:24.25 :26.51			
4)	MCCARTIN, CHARLIE	16	POTTSTOWN, PA	:50.00	13)	SZURER, STEVE	18	BURLINGTON, NJ	:50.84
	:24.08 :25.92					:24.49 :26.35			
5)	HUGHES, JOHN	18	WAYNESBORO, PA	:50.13	14)	SWIECH, JOR	17	OSWEGO, NY	:50.90
	:24.29 :25.84					:24.39 :26.51			
6)	KULESA, ERIC	16	UPR MAIN LINE, PA	:50.24	15)	BELANGER, TYLER	15	LAKE COUNTY, IL	:50.96
	:24.20 :26.04					:24.02 :26.94			
6)	WEATHERS, RYAN	16	PHOENIXVILLE, PA	:50.24	16)	KENNEDY, SEAN	18	N.W.DUPAGE, IL	:51.01
	:24.08 :26.16					:24.60 :26.41			
8)	DOHERTY, PATRICK	17	FAIRFIELD, CT	:50.41	17)	PRIOR, ANDY	15	STATE COLLEGE, PA	:51.19
	:23.72 :26.69					:24.42 :26.77			
9)	SAYCE, TAD	16	NASHUA, NH	:50.48	18)	MARK, RUSSELL	17	FLUSHING YMCA, NY	:51.20
	:24.44 :26.04					:24.26 :26.94			

( CONTINUED ON NEXT PAGE )

## EVENT: 64 MEN'S 100 YARDS FREESTYLE

(CONTINUED)

19) POLIS, ZANDER	16 BURLINGTON, NJ	:51.27	28) BERNSTEIN, DAVE	18 PHOENIXVILLE, PA	:52.04
:24.95 :26.32			:24.96 :27.08		
20) ASHTON, TOMMY	17 FLUSHING YMCA, NY	:51.40	29) DEFRANK, T.J.	14 CAMP CURTIN, PA	:52.21
:24.90 :26.50			:24.72 :27.49		
21) LEONARDI, TIM	16 WASHINGTON CO, PA	:51.50	30) CHANDLER, DAN	17 WILMINGTON, NC	:52.28
:24.70 :26.80			:25.55 :26.73		
22) BARRETT, PAT	16 SCRANTON, PA	:51.63	31) GAITANOPOULOS, JUSTIN	17 PHOENIXVILLE, PA	:52.62
:24.82 :26.81			:25.86 :26.76		
23) POPE, KEVIN	16 CHAMPAIGN, IL	:51.65	32) CHANDLER, DAVID	15 WILMINGTON, NC	:52.77
:25.22 :26.43			:25.69 :27.08		
23) ALSOBROOKS, JIM	15 OCEAN COUNTY, NJ	:51.65	33) PLANZER, PAUL	16 ANNE ARUNDEL, MD	:53.32
:25.00 :26.65			:25.70 :27.62		
25) CHASKES, DANIEL	17 FLUSHING YMCA, NY	:51.83	34) GUTIERREZ, SEBASTIAN	16 N.OAKLAND CO, MI	:54.81
:24.68 :27.15			:25.09 :29.72		
26) MALONE, CHRIS	14 CENT. VIRGINIA	:51.84	35) OLDAK, JASON	17 FLUSHING YMCA, NY	:58.37
:24.81 :27.03			:27.42 :30.95		
27) QUINN, SEUMAS	15 BURLINGTON, NJ	:51.89			
:25.50 :26.39					





1997 Y.M.C.A. NATIONAL SHORT COURSE  
 SWIMMING and DIVING CHAMPIONSHIPS  
 Swum at: INTERNATIONAL SWIMMING HALL of FAME AQUATIC CENTER, FORT LAUDERDALE

EVENT : 11 WOMEN'S 200 YARDS FREESTYLE \*\*\*\*\* APRIL 9, 1997 \*\*\*\*\*  
 NATIONAL RECORD 1:47.22 K. LINEHAN SARASOTA, FL 1979  
 QUALIFYING FOR NATIONALS 1:58.99

PLACE	NAME	YEAR	TEAM	TRIALS	FINAL		
<b>CHAMPIONSHIP FINAL</b>							
1)	WILLIAMS, STEFANIE	17	BLOOMSBURG, PA	1:49.69	1:47.07 **		
	:25.06 :26.69		:27.50 :27.82				
** NATIONAL RECORD							
2)	PERRUQUET, JESSI	15	BLOOMSBURG, PA	1:51.50	1:49.08		
	:25.49 :27.29		:28.13 :28.17				
3)	DUGGAN, NICOLE	18	WILTON, CT	1:51.83	1:51.39		
	:25.78 :27.49		:28.88 :29.24				
4)	WAKEHAM, ABBY	15	M.E. LYONS, OH	1:52.27	1:51.83		
	:26.91 :27.56		:28.60 :28.76				
5)	MICKSCHL, AMY	18	SCHROEDER BR. WI	1:52.52	1:52.05		
	:26.71 :27.76		:28.77 :28.81				
6)	ADAMS, KRISTEN	17	SPARTANBURG, SC	1:52.57	1:52.70		
	:26.26 :28.25		:28.86 :29.33				
7)	SISSNER, KRISTEN	14	N.W.DUPAGE, IL	1:53.58	1:52.95		
	:26.61 :28.15		:29.17 :29.02				
8)	SZWEDA, MAUREEN	16	N.W.DUPAGE, IL	1:53.40	1:54.60		
	:26.66 :28.45		:29.62 :29.87				
<b>CONSOLATION FINAL</b>							
9)	BOWMAN, SARAH	15	CHESHIRE, CT	1:53.91	1:53.31		
	:26.67 :29.23		:29.08 :28.33				
10)	ZERHUSEN, MEGAN	17	FRANKFORT, KY	1:54.62	1:53.50		
	:26.48 :28.28		:29.72 :29.02				
11)	STONE, DANLEY	16	RALEIGH, NC	1:53.90	1:53.55 *		
	:27.04 :28.91		:29.06 :28.54				
12)	LIZZILO, JESSICA	15	ORLANDO, FL	1:55.01	1:53.60		
	:26.12 :28.23		:29.74 :29.51				
13)	WILSON, REBECCA	16	S.Ft.WAYNE, IN	1:54.80	1:54.20		
	:27.07 :28.80		:29.29 :29.04				
14)	BROWN, LILLIAN	17	WILTON, CT	1:54.39	1:54.75		
	:27.10 :28.73		:29.39 :29.53				
15)	NELSON, KRISTIN	16	UPR MAIN LINE, PA	1:55.19	1:55.04		
	:27.55 :29.08		:29.18 :29.23				
16)	MILLER, KATHRYN	15	WILTON, CT	1:54.88	1:55.85		
	:27.53 :29.53		:29.62 :29.17				
1)	WILLIAMS, STEFANIE	17	BLOOMSBURG, PA	1:49.69	14) MILLER, KATHRYN	15 WILTON, CT	1:54.88
	:25.94 :27.80		:27.96 :27.99		:26.73 :28.79		:29.33 :30.03
2)	PERRUQUET, JESSI	15	BLOOMSBURG, PA	1:51.50	15) LIZZILO, JESSICA	15 ORLANDO, FL	1:55.01
	:25.93 :28.28		:29.00 :28.29		:26.00 :28.55		:30.48 :29.98
3)	DUGGAN, NICOLE	18	WILTON, CT	1:51.83	16) NELSON, KRISTIN	16 UPR MAIN LINE, PA	1:55.19
	:26.42 :28.00		:28.69 :28.72		:27.20 :28.64		:29.41 :29.94
4)	WAKEHAM, ABBY	15	M.E. LYONS, OH	1:52.27	17) FINNERTY, PATRICIA	15 WILTON, CT	1:55.26
	:27.29 :27.94		:28.55 :28.49		:26.55 :29.16		:29.55 :30.00
5)	MICKSCHL, AMY	18	SCHROEDER BR. WI	1:52.52	18) HULICK, DANIELLE	14 KNOX COUNTY Y, IL	1:55.47
	:26.93 :27.66		:28.88 :29.05		:27.10 :29.23		:29.85 :29.29
6)	ADAMS, KRISTEN	17	SPARTANBURG, SC	1:52.57	19) WATKINS, CHRISTY	15 ORLANDO, FL	1:55.52
	:25.95 :28.15		:28.63 :29.84		:26.86 :29.20		:29.69 :29.77
7)	SZWEDA, MAUREEN	16	N.W.DUPAGE, IL	1:53.40	20) GILBERT, KATHLEEN	17 OAK PARK, IL	1:55.65
	:26.66 :28.52		:29.15 :29.07		:27.34 :28.74		:29.54 :30.03
8)	SISSNER, KRISTEN	14	N.W.DUPAGE, IL	1:53.58	21) KEYES, SARAH	16 M.E. LYONS, OH	1:55.82
	:26.91 :28.71		:28.88 :29.08		:27.69 :29.38		:29.28 :29.47
9)	STONE, DANLEY	16	RALEIGH, NC	1:53.90	22) HOLLON, DEB	15 CARLISLE, PA	1:56.06
	:26.95 :28.79		:29.09 :29.07		:26.88 :29.13		:29.75 :30.30
10)	BOWMAN, SARAH	15	CHESHIRE, CT	1:53.91	23) RYAN, JAIME	16 WILTON, CT	1:56.25
	:26.16 :28.62		:29.65 :29.48		:27.25 :28.88		:29.86 :30.26
11)	BROWN, LILLIAN	17	WILTON, CT	1:54.39	24) JOHNSON, LINDSAY	16 N.OAKLAND CO, MI	1:56.40
	:26.70 :28.51		:29.42 :29.76		:28.29 :29.21		:29.38 :29.52
12)	ZERHUSEN, MEGAN	17	FRANKFORT, KY	1:54.62	25) LYMAN, JENNY	15 GAMBLE-NIPPERT, O	1:56.41
	:26.59 :29.07		:29.60 :29.36		:28.10 :29.29		:29.77 :29.25
13)	WILSON, REBECCA	16	S.Ft.WAYNE, IN	1:54.80	26) MYERS, HEATHER	17 POWEL CROSLLEY, OH	1:56.54
	:27.07 :28.81		:29.75 :29.17		:27.58 :29.26		:29.93 :29.77

Results will be available each morning at:  
[www.ymca.net/d/10/1.html](http://www.ymca.net/d/10/1.html)

## EVENT: 11 WOMEN'S 200 YARDS FREESTYLE

(CONTINUED)

27)	WEBB, MELISSA	13 HUNTINGTON, WV	1:56.74	63)	HAMILTON, NICOLE	17 N.W.DUPAGE, IL	1:59.25
	:27.14 :29.37 :29.97 :30.26				:27.79 :29.62 :30.81 :31.03		
28)	CALKINS, TRICIA	17 SARASOTA, FL	1:56.77	63)	MADONIA, REGAN	16 FLUSHING YMCA, NY	1:59.25
	:27.48 :29.63 :29.97 :29.69				:27.69 :30.44 :30.67 :30.45		
29)	FLIKKEMA, KATE	17 S.B.GRAND RAPIDS	1:56.98	65)	BRESE, JENNIFER	17 HAMILTON, NJ	1:59.27
	:27.68 :29.13 :30.19 :29.98				:28.24 :29.77 :30.55 :30.71		
29)	REGISTER, CARRIE	18 M.E. LYONS, OH	1:56.98	66)	WETZEL, MIKALA	17 POWEL CROSLLEY, OH	1:59.29
	:28.14 :29.49 :29.57 :29.78				:27.59 :29.91 :30.47 :31.32		
31)	BOURBOIS, AMANDA	15 SPARTANBURG, SC	1:57.05	67)	BROYTERMAN, AMY	14 POWEL CROSLLEY, OH	1:59.31
	:26.58 :29.00 :30.62 :30.85				:27.47 :30.05 :30.86 :30.93		
32)	KELLY, ALLISON	16 RED BANK, NJ	1:57.16	68)	ZARRILLI, MICHELLE	17 NEW CANAAN, CT	1:59.44
	:27.26 :29.96 :30.30 :29.44				:28.12 :29.99 :30.55 :30.78		
33)	BOWMAN, CAROLYN	13 CHESHIRE, CT	1:57.18	69)	MacDONALD, ELIZABETH	14 N.OAKLAND CO, MI	1:59.81
	:27.00 :29.96 :30.43 :29.79				:27.96 :29.95 :31.11 :30.79		
34)	ANDERSON, ASHLEE	13 CHAMPAIGN, IL	1:57.20	70)	SCHWARTZ, BETHANN	20 ORLANDO, FL	1:59.83
	:27.57 :29.89 :29.59 :30.15				:27.57 :29.95 :30.97 :31.34		
35)	CIPOLETTI, ELLEN	18 HUNTINGTON, WV	1:57.23	71)	HUIZENGA, KELLY	16 M.E. LYONS, OH	1:59.84
	:27.23 :29.11 :30.38 :30.51				:27.48 :29.56 :30.80 :32.00		
35)	MASSARO, MARCIE	18 READING, PA	1:57.23	72)	HELVIG, MEGHAN	16 SOMERSET HLS, NJ	1:59.85
	:27.57 :29.41 :30.30 :29.95				:27.72 :29.91 :30.90 :31.32		
37)	JARJOSA, JENNY	17 BLUE ASH, OH	1:57.35	73)	DUDLEY, LAUREN	15 WILTON, CT	1:59.98
	:27.14 :29.61 :30.02 :30.58				:28.06 :30.01 :30.54 :31.37		
38)	LEONARD, JACY	17 MACOMB, MI	1:57.41	74)	HATIC, HALIDA	18 M.E. LYONS, OH	2:00.00
	:26.95 :29.32 :30.07 :31.07				:28.67 :30.07 :30.61 :30.65		
39)	PATTERSON, BROOKE	17 SCHROEDER BR. WI	1:57.45	75)	BURCKHARD, MARIE	17 MINOT, ND	2:00.01
	:27.42 :28.95 :30.19 :30.89				:27.94 :29.94 :31.05 :31.08		
40)	SCHWARTZ, RACHEL	17 RED BANK, NJ	1:57.48	76)	SEVERSON, KATIE	14 COUNTRYSIDE, OH	2:00.19
	:27.36 :29.94 :30.43 :29.75				:27.23 :30.05 :31.45 :31.46		
41)	KOVENOCK, SARAH	17 OLD TOWN, ME	1:57.54	77)	DWYER, CAROL	16 N.W.DUPAGE, IL	2:00.44
	:27.62 :29.35 :29.85 :30.72				:27.74 :30.62 :31.03 :31.05		
42)	WINGFIELD, SARA	15 St. LUCIE CO. FL	1:57.69	78)	CROUCH, SARAH	16 WHEELING, WV	2:00.61
	:26.42 :29.42 :30.58 :31.27				:27.42 :29.91 :31.31 :31.97		
42)	PARKS, CATHERINE	14 WINSTON-SALEM, NC	1:57.69	79)	BELLAIRS, SHANA	17 READING, PA	2:00.71
	:27.48 :29.25 :30.25 :30.71				:27.74 :30.35 :31.77 :30.85		
44)	MAHONEY, TRACY	17 N.W.DUPAGE, IL	1:57.84	80)	PAGELS, DEBBIE	17 RACINE, WI	2:00.78
	:27.82 :29.29 :30.17 :30.56				:27.51 :29.60 :30.74 :32.93		
45)	GROTH, ELIZABETH	16 BIRMINGHAM, MI	1:57.85	81)	MITCHELL, REBECCA	17 TALBOT CO, MD	2:00.81
	:27.16 :29.91 :30.12 :30.66				:28.60 :30.57 :30.81 :30.83		
46)	WRIGHT, CHRISTINA	15 BIRMINGHAM, MI	1:57.87	82)	EYLER, MEREDITH	16 HARFORD CO, MD	2:00.94
	:27.16 :29.39 :30.40 :30.92				:27.98 :30.30 :31.54 :31.12		
47)	GEISLER, AMANDA	15 N.W.DUPAGE, IL	1:58.06	83)	LAKAMP, LESLIE	16 M.E. LYONS, OH	2:01.07
	:27.38 :29.51 :30.33 :30.84				:28.70 :30.30 :31.75 :30.32		
48)	JONES, TAMARA	15 RAPPAHANNOCK, VA	1:58.26	84)	BJERKE, KATIE	16 FARGO-MOORHEAD	2:01.23
	:27.21 :29.80 :30.65 :30.60				:27.61 :30.11 :31.24 :32.27		
49)	COTTER, TRACY	16 OSWEGO, NY	1:58.33	85)	HOLLAND, KATE	16 MINOT, ND	2:01.34
	:27.27 :29.95 :30.68 :30.43				:27.58 :30.28 :31.45 :32.03		
50)	COOPER, MARY	17 N.W.DUPAGE, IL	1:58.41	86)	LEE, JENNY	18 ORLANDO, FL	2:01.35
	:27.78 :29.96 :30.34 :30.33				:27.89 :30.47 :30.91 :32.08		
51)	URSINI, JILL	13 BLUE ASH, OH	1:58.58	87)	HEMDRICK, HEIDI	15 SAGINAW, MI	2:01.54
	:27.83 :30.07 :31.00 :29.68				:26.71 :29.62 :32.10 :33.11		
52)	ROGERS, JAMIE	17 HENSEL ECKMAN, VA	1:58.59	88)	GROVER, MOLLIE	15 HARRISBURG, W.SHO	2:01.61
	:28.05 :29.68 :30.32 :30.54				:27.55 :30.59 :31.90 :31.57		
53)	DiBLASI, KATIE	16 ANNE ARUNDEL, MD	1:58.61	89)	GERHARDT, AMY	17 ANN ARBOR, MI	2:01.65
	:27.77 :30.31 :30.41 :30.12				:28.29 :30.31 :31.51 :31.54		
54)	CHAPMAN, JANE	16 SPARTANBURG, SC	1:58.71	90)	MILLER, CHRISSEY	13 SOMERSET VLY, NJ	2:01.66
	:27.55 :30.31 :30.74 :30.11				:27.80 :30.94 :31.64 :31.28		
55)	CONGER, SARAH	17 MACOMB, MI	1:58.76	91)	HELM, ALYSSA	15 READING, PA	2:01.88
	:27.49 :29.99 :30.93 :30.35				:28.08 :30.46 :31.96 :31.38		
56)	SHIRLEY, ELIZABETH	13 SARASOTA, FL	1:58.87	92)	PATE, ELIZABETH	18 WINSTON-SALEM, NC	2:01.92
	:28.16 :30.22 :30.31 :30.18				:28.33 :30.54 :31.46 :31.59		
57)	URQUHART, KATIE	13 DAYTONA BEACH Y	1:58.88	93)	HAYES, KATHERINE	15 PIEDMONT, VA	2:02.13
	:27.94 :29.80 :30.49 :30.65				:28.46 :31.36 :31.25 :31.06		
58)	WILLIAMS, CHRISTINE	15 HAMILTON, NJ	1:58.90	94)	BANKOVICH, BETHANY	14 LAUREL HIGHLANDS	2:02.14
	:27.30 :29.84 :30.60 :31.16				:27.20 :30.02 :32.10 :32.82		
59)	WOOD, BRIANNA	16 M.E. LYONS, OH	1:58.95	95)	STRONG, HILLARY	15 M.E. LYONS, OH	2:02.27
	:28.33 :30.35 :30.34 :29.93				:28.59 :30.87 :31.86 :30.95		
60)	KLEMICK, BETH	16 BLOOMSBURG, PA	1:59.02	96)	STEEN, SARAH	18 Mt. VERNON, OH	2:02.43
	:27.84 :29.70 :30.68 :30.80				:28.74 :30.73 :31.63 :31.33		
60)	KLOOTE, BRIANNA	16 ANN ARBOR, MI	1:59.02	97)	MAYER, DANA	17 ORLANDO, FL	2:02.51
	:27.95 :29.64 :30.67 :30.76				:28.81 :30.87 :31.56 :31.27		
62)	WOYTOWYCH, DEB DEE	15 NAPERVILLE, IL	1:59.08	98)	MCCAULEY, MEREDITH	16 FRANKFORT, KY	2:02.54
	:27.88 :30.20 :30.70 :30.30				:28.49 :30.70 :31.85 :31.50		

(CONTINUED ON NEXT PAGE)

EVENT: 11 WOMEN'S 200 YARDS FREESTYLE

(CONTINUED)

99) BASSI, NOELLE	13 RIDGEWOOD, NJ	2:02.56	102) FURST, KIM	15 NILES, MI	2:09.27
:27.72 :30.51	:32.06 :32.27		:28.49 :32.05	:34.10 :34.63	
100) GARDINER, LINDSAY	16 BURLINGTON, NJ	2:02.69	KELLER, CHRISTINE	15 CHAMPAIGN, IL	DISQUAL
:28.30 :30.35	:31.77 :32.27		:00.00 :00.00	:00.00 DISQUAL	
101) ARMSTRONG, MEGAN	15 CORTLAND NY	2:03.51			
:27.77 :30.72	:32.42 :32.60				

EVENT : 12 MEN'S 200 YARDS FREESTYLE

\*\*\*\*\*

APRIL 9, 1997

\*\*\*\*\*

NATIONAL RECORD 1:38.01 R. VAN TASSELL ALEXANDRIA, VA 1990  
 QUALIFYING FOR NATIONALS 1:48.69

PLACE NAME YEAR TEAM TRIALS FINAL

CHAMPIONSHIP FINAL

1) MESSNER, ADAM	18 ANN ARBOR, MI	1:38.75	1:37.85 **
:22.32 :24.57	:25.22 :25.74		
** NATIONAL RECORD			
2) SCUSSEL, MARIO	17 N.OAKLAND CO, MI	1:41.06	1:38.97
:22.78 :24.77	:25.67 :25.75		
3) WHITE, MACON	18 HUNTINGTON, WV	1:41.34	1:40.79
:23.44 :25.17	:25.96 :26.22		
4) BARRY, TIM	17 OAK PARK, IL	1:42.06	1:41.01
:23.84 :25.34	:26.10 :25.73		
5) SIEBERT, MARK	16 UPR MAIN LINE, PA	1:42.18	1:41.56
:23.50 :25.91	:26.36 :25.79		
6) MARINE, DAVID	19 UPR MAIN LINE, PA	1:42.21	1:42.03
:24.39 :26.12	:25.83 :25.69		
7) REBUCK, NATHAN	17 GTR. JOHNSTOWN, PA	1:42.28	1:42.16
:24.40 :26.20	:26.23 :25.33		
8) GUSTIN, REID	17 M.E. LYONS, OH	1:42.01	1:43.27
:24.97 :25.88	:25.90 :26.52		

CONSOLATION FINAL

9) MOLARI, RICARDO	17 WESTPORT, CT	1:42.78	1:41.80
:23.78 :25.66	:26.14 :26.22		
10) FOSTER, ERIC	17 M.E. LYONS, OH	1:43.94	1:42.56
:24.08 :26.30	:26.13 :26.05		
11) FERGUSON, ANDREW	18 LAKELAND HILL, NJ	1:43.34	1:42.62
:23.85 :26.02	:26.64 :26.11		
12) POLLOCK, JASON	17 LAKELAND HILL, NJ	1:42.98	1:43.42
:23.53 :25.71	:26.68 :27.50		
13) CUBBERLY, RAY	16 ANN ARBOR, MI	1:43.46	1:43.71
:24.27 :26.46	:26.83 :26.15		
14) HAUPT, MATT	17 CARLISLE, PA	1:43.82	1:44.00
:24.70 :26.34	:26.34 :26.62		
15) FLIKKEMA, BRAD	18 S.E.GRAND RAPIDS	1:44.28	1:44.26
:24.61 :26.08	:26.21 :27.36		
16) HARTING, MATTHEW	18 BETHLEHEM, PA	1:43.53	1:44.27
:23.76 :26.18	:27.72 :26.61		

1) MESSNER, ADAM	18 ANN ARBOR, MI	1:38.75	10) POLLOCK, JASON	17 LAKELAND HILL, NJ	1:42.98
:22.99 :25.02	:25.32 :25.42		:23.55 :25.86	:26.35 :27.22	
2) SCUSSEL, MARIO	17 N.OAKLAND CO, MI	1:41.06	11) FERGUSON, ANDREW	18 LAKELAND HILL, NJ	1:43.34
:23.80 :25.34	:26.61 :25.31		:24.01 :26.23	:26.68 :26.42	
3) WHITE, MACON	18 HUNTINGTON, WV	1:41.34	12) CUBBERLY, RAY	16 ANN ARBOR, MI	1:43.46
:24.01 :25.53	:25.88 :25.92		:24.55 :25.66	:26.51 :26.74	
4) GUSTIN, REID	17 M.E. LYONS, OH	1:42.01	13) HARTING, MATTHEW	18 BETHLEHEM, PA	1:43.53
:24.42 :25.54	:25.87 :26.18		:23.01 :25.26	:26.78 :28.48	
5) BARRY, TIM	17 OAK PARK, IL	1:42.06	14) HAUPT, MATT	17 CARLISLE, PA	1:43.82
:23.97 :25.96	:26.35 :25.78		:24.44 :26.59	:26.49 :26.30	
6) SIEBERT, MARK	16 UPR MAIN LINE, PA	1:42.18	15) FOSTER, ERIC	17 M.E. LYONS, OH	1:43.94
:23.13 :26.01	:25.92 :27.12		:24.53 :26.50	:26.57 :26.34	
7) MARINE, DAVID	19 UPR MAIN LINE, PA	1:42.21	16) FLIKKEMA, BRAD	18 S.E.GRAND RAPIDS	1:44.28
:24.19 :25.37	:26.50 :26.15		:24.15 :25.71	:26.90 :27.52	
8) REBUCK, NATHAN	17 GTR. JOHNSTOWN, PA	1:42.28	17) FRITCHIE, BILL	17 SOMERSET VLY, NJ	1:44.29
:23.68 :25.55	:26.33 :26.72		:24.25 :25.01	:26.64 :28.39	
9) MOLARI, RICARDO	17 WESTPORT, CT	1:42.78	18) ZACKOWSKI, MITCHELL	19 POTTSVILLE, PA	1:44.44
:23.71 :25.72	:26.58 :26.77		:24.60 :26.18	:26.83 :26.83	

( CONTINUED ON NEXT PAGE )

EVENT: 12 MEN'S 200 YARDS FREESTYLE

(CONTINUED)

19)	HAUSLADEN, DAVID	17	M.E. LYONS, OH	1:44.50	46)	ARMSTRONG, SCOTT	17	SOMERSET HLS, NJ	1:48.03
	:25.15 :25.97 :26.34 :27.04					:24.55 :26.77 :28.36 :28.35			
20)	VANDERKAA, CHRIS	15	N.OAKLAND CO, MI	1:44.56	47)	FERRERY, MATT	16	UPR MAIN LINE, PA	1:48.07
	:24.03 :26.29 :27.04 :27.20					:24.48 :27.49 :28.01 :28.09			
21)	SCHINNEVER, DAN	18	S.E.GRAND RAPIDS	1:44.69	48)	REYNOLDS, ADAM	16	CHAMPAIGN, IL	1:48.16
	:24.24 :25.99 :26.80 :27.66					:25.74 :27.51 :27.89 :27.02			
22)	RAMSEY, SEAN	16	PARKERSBURG, WV	1:44.76	49)	CRISPINO, MATTHEW	17	SOUTHINGTON, CT	1:48.33
	:24.33 :26.23 :26.95 :27.25					:24.83 :27.52 :28.57 :27.41			
23)	SCHWENDINGER, TODD	16	SAN PEDRO, CA	1:45.19	50)	BURLON, MIKE	16	ORLANDO, FL	1:48.47
	:25.18 :26.75 :27.02 :26.24					:25.81 :27.26 :27.51 :27.89			
24)	HODGSON, RUSTY	17	MONTCLAIR, NJ	1:45.20	51)	KEIM, JEFF	17	FLUSHING YMCA, NY	1:48.54
	:24.02 :26.69 :27.53 :26.96					:25.26 :27.32 :28.10 :27.86			
25)	BURKE, JAMIE	17	ANN ARBOR, MI	1:45.42	52)	DUGAN, JAMES	16	RIDGEWOOD, NJ	1:48.67
	:24.75 :26.57 :27.10 :27.00					:25.20 :26.75 :27.84 :28.88			
26)	SULLIVAN, BRANDON	17	CRNT.CHESTER CO.	1:45.98	52)	CORRIGAN, JOHN	18	RED BANK, NJ	1:48.67
	:24.76 :26.74 :27.31 :27.17					:24.68 :26.62 :28.10 :29.27			
27)	PULSKAMP, ANDREW	16	SPARTANBURG, SC	1:46.00	54)	KNITTEL, PAT	18	RALEIGH, NC	1:48.68
	:24.07 :26.32 :27.50 :28.11					:25.51 :27.17 :27.98 :28.02			
28)	RAMIREZ, LEO	18	ORLANDO, FL	1:46.11	55)	STUDDT, MICHAEL	14	BIRMINGHAM, MI	1:48.75
	:24.95 :26.75 :26.58 :27.83					:25.81 :27.28 :27.90 :27.76			
29)	BUTLER, GRANT	18	SCHROEDER BR. WI	1:46.22	55)	HEYOB, RYAN	17	GAMBLE-NIPPERT, O	1:48.75
	:24.40 :25.86 :27.51 :28.45					:25.40 :26.98 :27.74 :28.63			
30)	CHEMLER, MICHAEL	16	GOLDSBORO, NC	1:46.40	57)	SWANEY, DWIGHT	15	HAMILTON, NJ	1:48.81
	:25.34 :26.96 :26.71 :27.39					:25.26 :27.71 :28.23 :27.61			
31)	MITCHELL, ANDREW	17	SARASOTA, FL	1:46.55	58)	KONDRATENOK, VOVA	18	OLD TOWN, ME	1:48.93
	:24.90 :26.87 :27.45 :27.33					:25.92 :27.69 :27.80 :27.52			
32)	ANDERSON, MARC	18	N.W.DUPAGE, IL	1:46.60	59)	BUCKLEY, MATTHEW	17	READING, PA	1:48.98
	:24.80 :26.51 :27.41 :27.88					:24.68 :27.30 :28.41 :28.59			
32)	MILLER, WILL	16	FREHOLD, NJ	1:46.60	60)	MCCROAN, J.P.	16	ORLANDO, FL	1:49.33
	:24.88 :26.84 :27.75 :27.13					:25.38 :27.22 :28.16 :28.57			
34)	BURNS, BRETT	15	COUNTRYSIDE, OH	1:46.62	61)	WERA, TIMMY	15	M.E. LYONS, OH	1:49.50
	:24.57 :26.43 :27.55 :28.07					:25.48 :27.37 :28.34 :28.31			
35)	JUNE, STEPHEN	16	N.OAKLAND CO, MI	1:46.69	62)	DOWNER, LUKE	16	DAYTONA BEACH Y	1:49.52
	:24.76 :27.11 :28.14 :26.68					:25.12 :27.09 :28.12 :29.19			
36)	FRANKFORT, PATRICK	16	CRNT.VIRGINIA	1:46.72	63)	SWIECH, JOE	17	OSWEGO, NY	1:49.57
	:25.07 :26.99 :27.64 :27.02					:24.75 :27.26 :28.61 :28.95			
37)	WALZ, MIKE	17	FARGO-MOORHEAD	1:46.74	64)	GAITANPOULOS, JASON	18	PHOENIXVILLE, PA	1:49.66
	:24.61 :26.53 :28.00 :27.60					:25.04 :27.71 :28.51 :28.40			
38)	HERSH, DAVID	15	LAKELAND HILL, NJ	1:46.91	65)	THOMAS, JASON	14	OLD TOWN, ME	1:50.00
	:24.11 :26.29 :27.99 :28.52					:25.09 :27.31 :28.63 :28.97			
39)	DUNN, JARED	16	FRANKFORT, KY	1:46.95	66)	SEARBY, RYAN	14	CHAMPAIGN, IL	1:50.17
	:25.63 :27.18 :26.91 :27.23					:25.62 :27.80 :28.13 :28.62			
39)	BOTHEM, DAVID	16	HAMILTON, NJ	1:46.95	67)	PHRIL, NATAN	14	APPLETON, WI	1:51.13
	:24.09 :27.05 :27.93 :27.88					:25.64 :28.32 :28.31 :28.86			
41)	RYAN, SEAN	17	SOMERSET HLS, NJ	1:47.25	68)	FRAAS, DAVID	15	ASHLAND, OH	1:51.42
	:25.00 :27.45 :27.85 :26.95					:24.63 :27.76 :29.23 :29.80			
42)	ARBOGAST, TONY	15	N.W.DUPAGE, IL	1:47.84	69)	HITCHINSON, DEREK	18	WILTON, CT	1:53.68
	:25.13 :26.86 :27.96 :27.89					:25.05 :27.96 :29.90 :30.77			
43)	LIBERTINY, ATTILA	18	NEW CANAAN, CT	1:47.85	70)	BARAN, MATT	16	ANN ARBOR, MI	1:53.77
	:25.02 :26.43 :27.93 :28.47					:25.49 :28.20 :29.31 :30.77			
44)	MABERY, AARON	15	CRNT.VIRGINIA	1:47.87	71)	GUNDRY, CRAIG	16	OCEAN COUNTY, NJ	1:55.46
	:24.56 :26.72 :27.78 :28.81					:25.68 :27.71 :30.55 :31.52			
44)	SHILT, AARON	16	APPLETON, WI	1:47.87					
	:25.41 :27.29 :27.96 :27.21								

EVENT : 13 WOMEN'S 100 YARDS BACKSTROKE  
 NATIONAL RECORD :55.63 ALEGRA BREAUX HOUSTON, TX  
 QUALIFYING FOR NATIONALS 1:02.09

\*\*\*\*\* APRIL 9, 1997 \*\*\*\*\*  
 1993

PLACE	NAME	YEAR	TEAM	TRIALS	FINAL
CHAMPIONSHIP FINAL					
1)	KELLER, CHRISTINE	15	CHAMPAIGN, IL	:55.89	:55.65
	:27.28 :28.37				
2)	JOHNSON, SARA	14	BIRMINGHAM, MI	:58.40	:57.13
	:28.00 :29.13				
3)	HECKING, KELLY	17	MONTCLAIR, NJ	:57.82	:57.30
	:27.70 :29.60				

( CONTINUED ON NEXT PAGE )

## EVENT: 13 WOMEN'S 100 YARDS BACKSTROKE

(CONTINUED)

4)	ROORBACH, KRISTEN	16 WESTPORT, CT	:57.62	:57.43
	:28.28 :29.15			
5)	TENNESSEN, CARINA	17 RACINE, WI	:58.12	:57.66
	:28.36 :29.30			
6)	O'FALLON, SARA	16 NAPERVILLE, IL	:58.37	:58.25
	:28.64 :29.61			
7)	WILHELM, HELENA	16 SARASOTA, FL	:58.36	:58.52
	:28.69 :29.83			
8)	HARRIS, DANIELLE	18 GLENS FALLS, NY	:58.49	:58.77
	:28.65 :30.12			
CONSOLATION FINAL				
9)	DAVIES, ABBIE	14 RIDGEWOOD, NJ	:59.13	:58.37
	:28.77 :29.60			
10)	HAUNZ, LISA	16 MISSOURI VLY, ND	:58.98	:58.73
	:28.84 :29.89			
11)	SODERBERG, VIRGINIA	17 RALEIGH, NC	:58.83	:58.93
	:28.68 :30.25			
12)	PINTHER, DANA	17 RED BANK, NJ	:59.01	:59.03
	:28.78 :30.25			
13)	LUMKES, MELISSA	16 OAK PARK, IL	:59.03	:59.05
	:29.03 :30.02			
14)	STOCKS, BAKER	15 RALEIGH, NC	:58.91	:59.08
	:28.68 :30.40			
15)	BRESSER, EMILY	17 M.E. LYONS, OH	:58.98	:59.20
	:28.91 :30.29			
16)	NELSON, KRISTIN	16 UPR MAIN LINE, PA	:59.09	:59.39
	:28.97 :30.42			
1)	KELLER, CHRISTINE	15 CHAMPAIGN, IL	:55.89	
	:27.47 :28.42			
2)	ROORBACH, KRISTEN	16 WESTPORT, CT	:57.62	
	:28.42 :29.20			
3)	HECKING, KELLY	17 MONTCLAIR, NJ	:57.82	
	:27.76 :30.06			
4)	TENNESSEN, CARINA	17 RACINE, WI	:58.12	
	:28.50 :29.62			
5)	WILHELM, HELENA	16 SARASOTA, FL	:58.36	
	:28.65 :29.71			
6)	O'FALLON, SARA	16 NAPERVILLE, IL	:58.37	
	:28.63 :29.74			
7)	JOHNSON, SARA	14 BIRMINGHAM, MI	:58.40	
	:28.60 :29.80			
8)	HARRIS, DANIELLE	18 GLENS FALLS, NY	:58.49	
	:28.83 :29.66			
9)	SODERBERG, VIRGINIA	17 RALEIGH, NC	:58.83	
	:28.72 :30.11			
10)	STOCKS, BAKER	15 RALEIGH, NC	:58.91	
	:28.64 :30.27			
11)	HAUNZ, LISA	16 MISSOURI VLY, ND	:58.98	
	:28.87 :30.11			
11)	BRESSER, EMILY	17 M.E. LYONS, OH	:58.98	
	:28.92 :30.06			
13)	PINTHER, DANA	17 RED BANK, NJ	:59.01	
	:28.69 :30.32			
14)	LUMKES, MELISSA	16 OAK PARK, IL	:59.03	
	:29.01 :30.02			
15)	NELSON, KRISTIN	16 UPR MAIN LINE, PA	:59.09	
	:28.72 :30.37			
16)	DAVIES, ABBIE	14 RIDGEWOOD, NJ	:59.13	
	:28.95 :30.18			
17)	DOLANSKY, LISA	15 RAHWAY, NJ	:59.15	
	:28.60 :30.55			
18)	WHITE, NICOLE	15 CLEARFIELD, PA	:59.33	
	:29.15 :30.18			
19)	MARSH, JORDAN	16 CENT.VIRGINIA	:59.35	
	:29.12 :30.23			
20)	MOORHEAD, KIM	17 N.OAKLAND CO, MI	:59.39	
	:28.77 :30.62			
21)	MERRIAM, KATIE	15 GTR.TOPEKA, KS	:59.59	
	:29.15 :30.44			
22)	WINKELHAUS, KATIE	14 ANN ARBOR, MI	:59.63	
	:29.07 :30.56			
23)	FUNK, SHANNON	15 MARIETTA, OH	:59.68	
	:29.02 :30.66			
24)	BRIDGES, BROOKE	12 SPARTANBURG, SC	:59.87	
	:29.06 :30.81			
25)	CONDON, ERIN	17 WILTON, CT	:59.89	
	:29.48 :30.41			
26)	CHIPLEY, CARY	18 CENT.VIRGINIA	:59.97	
	:29.40 :30.57			
27)	CARROLL, ERICA	17 FLUSHING YMCA,NY	:59.99	
	:29.29 :30.70			
28)	WRIGHT, KARA	15 CHAMPAIGN, IL	1:00.01	
	:29.16 :30.85			
29)	DOUGLAS, CAROLINA	17 GAITHERSBURG, MD	1:00.08	
	:28.85 :31.23			
30)	ROLLINS, KATE	15 BURLINGTON, VT	1:00.19	
	:28.92 :31.27			
31)	HUDSON, JILL	18 RALEIGH, NC	1:00.21	
	:29.56 :30.65			
32)	FOELL, KATIE	17 CHESHIRE, CT	1:00.24	
	:29.25 :30.99			
33)	RAWLINGS, CRYSTAL	13 EASTSIDE, WA	1:00.26	
	:29.57 :30.69			
34)	KAZNECKI, LAURA	15 BIRMINGHAM, MI	1:00.29	
	:29.75 :30.54			
35)	DOYLE, SUSANNAH	15 CENT.VIRGINIA	1:00.30	
	:29.37 :30.93			
36)	POLLENZ, JAMIE	16 RALEIGH, NC	1:00.43	
	:29.26 :31.17			
37)	CONE, KAREN	16 PARKERSBURG, WV	1:00.45	
	:29.24 :31.21			
38)	PRASLEE, EMILY	15 N.W.DUPAGE, IL	1:00.49	
	:29.70 :30.79			
39)	BRUZDA, KATIE	15 LAUREL HIGHLANDS	1:00.51	
	:29.26 :31.25			
40)	SUTTON, JOCELYN	17 LAKELAND HILL,NJ	1:00.54	
	:29.52 :31.02			
41)	CACCIA, EMILY	16 UPR MAIN LINE, PA	1:00.58	
	:29.78 :30.80			
42)	BLACKWELL, TRISHA	13 RAPPAHANNOCK, VA	1:00.60	
	:29.74 :30.86			

( CONTINUED ON NEXT PAGE )

## EVENT: 13 WOMEN'S 100 YARDS BACKSTROKE

(CONTINUED)

43) HAMILI, JAMIE	14 WESTPORT, CT	1:00.61	79) ORWIG, DRUE	15 MUSKEGON, MI	1:01.98
:28.81 :31.80			:30.10 :31.88		
44) DUDLEY, TIFFANY	18 GTR.TOPEKA, KS	1:00.65	80) GRIFFIN, JENNIFER	18 SOUTHSIDE, VA	1:01.99
:29.15 :31.50			:29.65 :32.34		
45) SEARBY, ERIN	16 CHAMPAIGN, IL	1:00.73	81) PHILLIPS, ELIZABETH	16 FAIRFIELD, OH	1:02.00
:29.46 :31.27			:30.40 :31.60		
46) SMITH, ALICIA	14 SOUTHSIDE, VA	1:00.77	82) PRLUSE, ANGIO	18 RIDGEWOOD, NJ	1:02.01
:29.34 :31.43			:29.85 :32.16		
47) CROUCH, SARAH	16 WHEELING, WV	1:00.87	82) SCHULZ, ELLEN	17 METRO MADISON, WI	1:02.01
:29.72 :31.15			:29.75 :32.26		
48) STAPLETON, EMILY	14 SCHROEDER BR. WI	1:00.89	84) KAY, ASHLEY	16 SPARTANBURG, SC	1:02.02
:29.71 :31.18			:30.59 :31.43		
49) BODINE, LAURA	16 ANNE ARUNDEL, MD	1:00.95	85) GROTH, ELIZABETH	16 BIRMINGHAM, MI	1:02.04
:29.84 :31.11			:30.28 :31.76		
50) NELSON, TARA	18 WESTPORT, CT	1:00.97	86) FONDER, BROOKE	18 ROANOKE, VA	1:02.11
:29.33 :31.64			:30.43 :31.68		
51) BIKRI, JOANNA	18 MAGIC VALLEY, ID	1:01.00	87) BALL, KATIE	17 ANNE ARUNDEL, MD	1:02.16
:30.13 :30.87			:30.35 :31.81		
52) CARD, NICHOLE	18 BOYERTOWN, PA	1:01.01	88) RADO, TRICIA	14 WILKES-BARRE, PA	1:02.25
:30.12 :30.89			:30.44 :31.81		
53) KAVETSKY, ANNA	13 ANNE ARUNDEL, MD	1:01.02	89) GAITHER, HILLIE	15 M.E. LYONS, OH	1:02.26
:29.96 :31.06			:30.33 :31.93		
54) SKARSGARD, HOLLY	18 MINOT, ND	1:01.03	90) MILLER, ASHLEY	14 FAIRFIELD, OH	1:02.33
:29.76 :31.27			:30.57 :31.76		
55) BARNES, VICKY	17 ORLANDO, FL	1:01.10	91) FRITZSCH, KATHERINE	16 BURLINGTON, NJ	1:02.40
:30.02 :31.08			:30.14 :32.26		
55) SEKTON, KELLY	15 S.E.GRAND RAPIDS	1:01.10	92) REED, SARAH	14 UPR MAIN LINE, PA	1:02.44
:29.60 :31.50			:30.18 :32.26		
57) PRRSLEY, ABIGAIL	17 KANKAKEE, IL	1:01.15	93) WAKEFIELD, STEPHANIE	17 M.E. LYONS, OH	1:02.46
:30.01 :31.14			:30.55 :31.91		
58) ANDRUSKIEWICZ, AMY	15 NEWARK, DE	1:01.16	94) CRAWFORD, AMANDA	15 RIDGEWOOD, NJ	1:02.51
:29.57 :31.59			:30.24 :32.27		
59) MEYERS, JULIE	16 SOMERSET HLS, NJ	1:01.17	95) CUSKIE, KATIE	17 LAKE LAND HILL, NJ	1:02.57
:29.71 :31.46			:30.77 :31.80		
60) HOLZ, KIRSTEN	15 ORLANDO, FL	1:01.18	96) FOWLER, ELIZABETH	14 ANNE ARUNDEL, MD	1:02.58
:30.03 :31.15			:30.67 :31.91		
61) BAICY, SARAH	16 RALEIGH, NC	1:01.19	97) GIBSKER, LISA	16 POWEL CROSLY, OH	1:02.63
:30.14 :31.05			:30.52 :32.11		
62) CLAVER, CHRISTIE	16 RAPPAHANNOCK, VA	1:01.22	98) HELM, ALYSSA	15 READING, PA	1:02.65
:29.95 :31.27			:30.71 :31.94		
63) MATTHEWS, MELANIE	15 WAYNESBORO, VA	1:01.46	99) GUSTAFSON, SHANNA	16 APPLETON, WI	1:02.71
:29.68 :31.78			:30.07 :32.64		
64) HENDERSON, BROOKE	17 BIRMINGHAM, MI	1:01.48	100) FAY, KATIE	15 SUMMIT AREA, NJ	1:02.77
:29.63 :31.85			:30.20 :32.57		
65) MCCRUDDEN, SHANNON	17 LAKE LAND HILL, NJ	1:01.57	101) DWYER, CAROL	16 N.W.DUPAGE, IL	1:02.78
:30.42 :31.15			:30.22 :32.56		
66) MILLER, SHANNON	14 N.W.DUPAGE, IL	1:01.60	102) KEEVER, BRANDY	14 COUNTRYSIDE, OH	1:02.84
:29.67 :31.93			:29.99 :32.85		
67) BRAUN, ASHLEY	16 SOUTH OAKLAND, MI	1:01.67	102) GOLINO, DARBY	16 STRATFORD, CT	1:02.84
:29.92 :31.75			:30.31 :32.53		
67) MABABA, LUZVIMINDA	15 SAN PEDRO, CA	1:01.67	104) BLASIK, AMANDA	17 KETTERING, OH	1:02.86
:29.93 :31.74			:30.42 :32.44		
69) WEAVER, SHERYL	15 GTR.BERGEN, NJ	1:01.71	105) GROVER, MOLLIE	15 HARRISBURG, W.SHO	1:02.97
:30.06 :31.65			:30.98 :31.99		
70) NELSON, BLAIR	16 WINSTON-SALEM, NC	1:01.78	106) BARONKIN, LESLIE	15 SPARTANBURG, SC	1:02.99
:30.20 :31.58			:31.20 :31.79		
71) YEH, LINDA	18 GAITHERSBURG, MD	1:01.79	107) HUIZENGA, KELLY	16 M.E. LYONS, OH	1:03.17
:29.47 :32.32			:31.04 :32.13		
72) FRYER, KATHRYN	16 ANNE ARUNDEL, MD	1:01.85	108) DUKE, MARY	15 HARRISBURG, W.SHO	1:03.24
:30.14 :31.71			:30.94 :32.30		
73) MILLIGAN, SARAH	17 FANWOOD, NJ	1:01.86	108) LINKER, ABBY	13 EASTSIDE, WA	1:03.24
:29.44 :32.42			:30.85 :32.39		
74) HOLLAND, KATE	16 MINOT, ND	1:01.90	110) ARMBURGER, AMANDA	15 FRANKLIN, PA	1:03.36
:30.75 :31.15			:30.63 :32.73		
74) HANSBROUGH, MARIE	15 RAPPAHANNOCK, VA	1:01.90	111) DOMZAL, REBECCA	17 BIRMINGHAM, MI	1:03.49
:29.94 :31.96			:31.26 :32.23		
74) CAREY, KATIE	15 POWEL CROSLY, OH	1:01.90	112) GOTTSCHALK, ERIN	12 WILMINGTON, NC	1:03.57
:30.21 :31.69			:30.89 :32.68		
77) BIANCO, LIANE	12 HARRISBURG, W.SHO	1:01.95	113) CHAN, IRENE	15 SOMERSET HLS, NJ	1:03.67
:30.41 :31.54			:30.92 :32.75		
78) HUNCHAR, KATY	15 BLOOMSBURG, PA	1:01.97	114) BRNEDETTI, LESLIE	12 KETTERING, OH	1:03.77
:30.07 :31.90			:30.48 :33.29		

(CONTINUED ON NEXT PAGE)

EVENT: 13 WOMEN'S 100 YARDS BACKSTROKE

(CONTINUED)

115) GIBNEY, JESSICA	13	FREEHOLD, NJ	1:03.78	120) BURROWBRIDGE, RACHEL	18	LOUISVILLE, OH	1:04.19
:30.99 :32.79				:30.92 :33.27			
116) HENDRICK, HEIDI	15	SAGINAW, MI	1:03.79	121) KINDSCHI, JESSIE	16	MISSOURI VLY, ND	1:04.20
:31.18 :32.61				:30.95 :33.25			
117) WENDT, JAMIE	16	MINOT, ND	1:03.98	122) PETERS, ADRIENNE	15	LEBANON, PA	1:05.12
:30.87 :33.11				:30.81 :34.31			
118) WILSON, CARLY	14	FREEHOLD, NJ	1:03.99	123) FURST, KIM	15	NILES, MI	1:07.69
:31.40 :32.59				:31.84 :35.85			
119) BOYLE, ELIZABETH	16	NEW CANAAN, CT	1:04.06	CERRITO, KATY	13	S.SARATOGA CO, NY	DISQUAL
:30.80 :33.26				:00.00 DISQUAL			

EVENT: 14 MEN'S 100 YARDS BACKSTROKE  
 NATIONAL RECORD :49.52 D. WRATHERFORD COLLIER CITY, FL 1988  
 QUALIFYING FOR NATIONALS :57.49

\*\*\*\*\*

APRIL 9, 1997 \*\*\*\*\*

PLACE	NAME	YEAR	TEAM	TRIALS	FINAL
<b>CHAMPIONSHIP FINAL</b>					
1)	GROSS, MICHAEL	16	LAKELAND HILL, NJ	:51.49	:51.73
	:25.45 :26.28				
2)	SHEVCHIK, DANIEL	16	WILTON, CT	:51.84	:51.78
	:25.44 :26.34				
3)	KELLY, ROB	18	N.W.DUPAGE, IL	:52.02	:51.98
	:25.57 :26.41				
4)	CLARK, JAFFREY	16	UPR MAIN LINE, PA	:52.48	:52.34
	:25.61 :26.73				
5)	SARGENT, WILLIAM	16	BIRMINGHAM, MI	:52.02	:52.67
	:25.59 :27.08				
6)	WALES, CRAIG	18	M.E. LYONS, OH	:52.80	:52.90
	:25.73 :27.17				
7)	RUSTHOVEN, KYLE	17	SARASOTA, FL	:52.87	:53.23
	:25.91 :27.32				
8)	ROEHL, BILL	18	SCRANTON, PA	:52.91	:53.41
	:25.78 :27.63				
<b>CONSOLATION FINAL</b>					
9)	BAZYLEWICZ, DANIEL	17	BEVERLY, MA	:52.98	:52.35
	:25.38 :26.97				
10)	BONNELL, JOHN	17	APPLETON, WI	:53.38	:52.65
	:25.42 :27.23				
11)	CHIARAVALLOTI, VITO	16	RED BANK, NJ	:53.29	:52.74
	:25.32 :27.42				
12)	OLSZEWSKI, CHRIS	15	N.W.DUPAGE, IL	:53.13	:52.99
	:25.77 :27.22				
13)	DADE, SHAWN	16	FRANKFORT, KY	:53.48	:53.23
	:25.87 :27.36				
14)	OGLESBY, MATT	16	GENEVA LAKES, WI	:52.98	:53.32
	:25.69 :27.63				
15)	JACKSON, GREG	18	NAPERVILLE, IL	:53.15	:53.47
	:25.56 :27.91				
16)	BERG, DAVID	17	POTTSTOWN, PA	:53.31	:54.46
	:26.60 :27.86				
1)	GROSS, MICHAEL	16	LAKELAND HILL, NJ	:51.49	
	:25.41 :26.08				
2)	SHEVCHIK, DANIEL	16	WILTON, CT	:51.84	
	:25.52 :26.32				
3)	KELLY, ROB	18	N.W.DUPAGE, IL	:52.02	
	:25.62 :26.40				
3)	SARGENT, WILLIAM	16	BIRMINGHAM, MI	:52.02	
	:25.39 :26.63				
5)	CLARK, JAFFREY	16	UPR MAIN LINE, PA	:52.48	
	:25.91 :26.57				
6)	WALES, CRAIG	18	M.E. LYONS, OH	:52.80	
	:25.83 :26.97				
7)	RUSTHOVEN, KYLE	17	SARASOTA, FL	:52.87	
	:25.75 :27.12				
8)	ROEHL, BILL	18	SCRANTON, PA	:52.91	
	:25.72 :27.19				
9)	BAZYLEWICZ, DANIEL	17	BEVERLY, MA	:52.98	
	:25.75 :27.23				
9)	OGLESBY, MATT	16	GENEVA LAKES, WI	:52.98	
	:25.57 :27.41				
11)	OLSZEWSKI, CHRIS	15	N.W.DUPAGE, IL	:53.13	
	:26.31 :26.82				
12)	JACKSON, GREG	18	NAPERVILLE, IL	:53.15	
	:25.47 :27.68				
13)	CHIARAVALLOTI, VITO	16	RED BANK, NJ	:53.29	
	:25.67 :27.62				
14)	BERG, DAVID	17	POTTSTOWN, PA	:53.31	
	:25.96 :27.35				
15)	BONNELL, JOHN	17	APPLETON, WI	:53.38	
	:25.97 :27.41				
16)	DADE, SHAWN	16	FRANKFORT, KY	:53.48	
	:26.22 :27.26				

( CONTINUED ON NEXT PAGE )

## EVENT: 14 MEN'S 100 YARDS BACKSTROKE

(CONTINUED)

17) DAGGETT, MATT	16 OAK PARK, IL	:53.51	53) HENNIS, BRENT	16 VINELAND, NJ	:55.53
:26.00 :27.51			:26.87 :28.66		
18) TWELLMAN, CHRIS	15 RALEIGH, NC	:53.61	54) GLODEK, JOHN	18 CENT.CHESTER CO.	:55.54
:26.00 :27.61			:27.10 :28.44		
19) REIS, STEPHEN	18 TIFFIN, OH	:53.82	55) KING, DAVID	17 CUMBERLAND, MD	:55.61
:26.23 :27.59			:26.93 :28.68		
19) CHIPLEY, HUNT	17 CENT.VIRGINIA	:53.82	56) WALLACE, MATTHEW	16 N.OAKLAND CO, MI	:55.63
:26.21 :27.61			:26.88 :28.75		
21) HORNER, MATT	16 ORLANDO, FL	:53.84	<del>57) DEAN, JOHN</del>	14 RALEIGH, NC	:55.64
:26.35 :27.49			<del>28.79</del>		
22) SORIA, ERIK	15 NEW CANAAN, CT	:53.90	58) LAM, ALLEN	15 SOMERSET HLS, NJ	:55.69
:26.15 :27.75			:27.16 :28.53		
23) PISCOPO, FRANK	15 SARASOTA, FL	:53.91	58) POWERS, DUSTIN	16 GTR.KANSAS CITY	:55.69
:26.10 :27.81			:26.93 :28.76		
24) HERMAN, BRIAN	16 HARRISBURG, W.SHO	:53.99	60) LIMOUZE, JOHN	17 POWEL CROSLLEY, OH	:55.71
:26.33 :27.66			:26.86 :28.85		
25) SCANLON, JOHN	17 UPR MAIN LINE, PA	:54.22	60) DESORBO, ANDREW	14 ROWAN COUNTY, NC	:55.71
:26.60 :27.62			:27.11 :28.60		
26) LOVERDI, JASON	15 RAPPAHANNOCK, VA	:54.23	62) CRAMER, JAYME	14 M.E. LYONS, OH	:55.76
:26.59 :27.64			:26.86 :28.90		
27) BARKER, BRAD	17 CHAMPAIGN, IL	:54.33	63) DRURY, DAN	16 RED BANK, NJ	:55.88
:26.73 :27.60			:27.36 :28.52		
28) DOHERTY, PATRICK	17 FAIRFIELD, CT	:54.49	64) SOCHA, MIKE	17 UPR MAIN LINE, PA	:55.92
:26.33 :28.16			:27.09 :28.83		
29) BADGETT, NICK	17 MIAMI COUNTY, OH	:54.50	65) KULESA, ERIC	16 UPR MAIN LINE, PA	:55.93
:26.35 :28.15			:27.37 :28.56		
30) ALLEN, BRIAN	16 WILMINGTON, NC	:54.51	66) MURPHY, TIM	16 M.E. LYONS, OH	:56.02
:26.05 :28.46			:27.30 :28.72		
31) CAMPBELL, JASON	17 UPR MAIN LINE, PA	:54.58	67) WILSON, ADAM	18 BUTLER CO, PA	:56.09
:26.41 :28.17			:27.44 :28.65		
32) GUTIERREZ, SEBASTIAN	16 N.OAKLAND CO, MI	:54.71	68) MORILLO, J.R.	17 GAITHERSBURG, MD	:56.13
:26.59 :28.12			:27.27 :28.86		
33) COOPER, CHRIS	14 LAKELAND HILL, NJ	:54.74	68) ERNST, CHARLIE	16 RIDGEWOOD, NJ	:56.13
:26.56 :28.18			:27.06 :29.07		
33) EARLY, TIMOTHY	15 BEAVER CREEK, OH	:54.74	70) EBERLEIN, STEPHEN	16 N.OAKLAND CO, MI	:56.20
:26.27 :28.47			:27.11 :29.09		
35) HILL, MARCUS	18 CENT.KENTUCKY	:54.77	70) SHRESSLER, ERIK	17 ANDOVER, MA	:56.20
:26.44 :28.33			:27.26 :28.94		
36) BETIS, MIKE	18 OCEAN COUNTY, NJ	:54.81	72) HOUCK, BILL	15 HARRISBURG, W.SHO	:56.23
:26.80 :28.01			:27.58 :28.65		
37) HOSTERMAN, PHIL	17 POWEL CROSLLEY, OH	:54.83	73) ROSS, DANE	14 BOISE, ID	:56.27
:26.41 :28.42			:27.51 :28.76		
37) ZUMSTEG, JUSTIN	14 N.OAKLAND CO, MI	:54.83	74) BORTA, JOHN	16 MCHENRY CO, IL	:56.33
:26.63 :28.20			:27.46 :28.87		
39) FORCIER, MATT	18 CHESHIRE, CT	:54.89	75) GABBARD, SCOTT	16 SPRINGFIELD, OH	:56.39
:26.74 :28.15			:27.09 :29.30		
40) WILLIAMS, SCOTT	18 CORTLAND, NY	:55.12	76) DONOFRIO, MATTHEW	16 WESTPORT, CT	:56.40
:26.68 :28.44			:27.32 :29.08		
41) PETERSON, KEVIN	17 OLD TOWN, ME	:55.14	77) ULISHNEY, ADAM	18 LAUREL HIGHLANDS	:56.46
:26.81 :28.33			:27.49 :28.97		
42) BAKER, PAUL	18 CORRY, PA	:55.21	78) ZAFFARONI, MICHAEL	16 HAGERSTOWN, MD	:56.52
:26.87 :28.34			:27.55 :28.97		
43) KERWYN, PATRICK	16 CANANADAIGUA, NY	:55.24	79) SAMPLE, JEREMY	16 SHENANGO, PA	:56.64
:27.14 :28.10			:27.32 :29.32		
44) WISNIEWSKI, PETER	18 MCHENRY CO, IL	:55.28	80) BATEMAN, ROBERT	18 SOMERSET VLY, NJ	:56.66
:26.78 :28.50			:27.70 :28.96		
45) BOHLIN, MARTIN	17 SCHROEDER BR. WI	:55.31	81) JONES, MICHAEL	13 LOUISVILLE, OH	:56.70
:27.03 :28.28			:27.90 :28.80		
46) MATTHEWS, JOE	18 MIDDLEBORO, MA	:55.32	82) MEIS, PETER	17 N.W.DUPAGE, IL	:56.80
:26.49 :28.83			:27.42 :29.38		
47) FARROW, JAMIE	15 WILMINGTON, NC	:55.35	83) HEATON, KYLE	16 EASTSIDE, WA	:56.81
:26.91 :28.44			:27.56 :29.25		
48) BKLL, CHRIS	18 LAKELAND HILL, NJ	:55.39	84) STUDDT, MICHAEL	14 BIRMINGHAM, MI	:56.83
:26.78 :28.61			:27.43 :29.40		
49) HUGHES, JOHN	18 WAYNESBORO, PA	:55.40	85) MARTIN, SEAN	16 BLOOMSBURG, PA	:56.84
:26.39 :29.01			:27.59 :29.25		
50) THOMAS, GREG	15 GAMBLER-NIPPKRT, O	:55.41	86) CUNNINGHAM, JAMIE	16 MT.DESERT IS, ME	:56.86
:27.07 :28.34			:27.40 :29.46		
51) YBUNG, KEVIN	17 FLUSHING YMCA, NY	:55.42	87) HEWITT, MIKE	16 COUNTRYSIDE, OH	:56.87
:26.97 :28.45			:27.66 :29.21		
52) COX, JUSTIN	17 SHERWOOD-EDDY, IL	:55.46	88) GOFF, ANDY	18 ANNE ARUNDEL, MD	:56.89
:26.88 :28.58			:28.16 :28.73		

(CONTINUED ON NEXT PAGE)



## EVENT: 14 MEN'S 100 YARDS BACKSTROKE

(CONTINUED)

89)	HOLCOMB, MATT	15	N.OAKLAND CO, MI	:56.93	124)	KROETSCH, JOSHUA	18	ASHLAND, KY	:57.78
	:27.15 :29.78					:28.15 :29.63			
90)	JANSZEN, JOHN	14	POWEL CROSLY, OH	:56.94	124)	HIDER, CHRIS	15	SOMERSET VLY, NJ	:57.78
	:27.79 :29.15					:28.01 :29.77			
91)	SNAPPER, JEFF	17	S.E.GRAND RAPIDS	:56.95	126)	PRIOR, ANDY	15	STATE COLLEGE, PA	:57.83
	:26.77 :30.18					:27.74 :30.09			
91)	ALBECK, CHRISTOPHER	16	BETHLEHEM, PA	:56.95	127)	BARRETT, PAT	16	SCRANTON, PA	:57.86
	:27.19 :29.76					:28.11 :29.75			
93)	DUTCHER, DAN	18	BOISE, ID	:56.96	128)	MCCOY, JON	16	SUBURBAN EAST, OH	:57.88
	:27.39 :29.57					:28.42 :29.46			
94)	BARFUSS, RICHARD	16	SOMERSET HLS, NJ	:56.98	129)	POPE, KEVIN	16	CHAMPAIGN, IL	:57.89
	:27.75 :29.23					:28.48 :29.41			
94)	MCCARTIN, CHARLIE	16	POTTSTOWN, PA	:56.98	130)	WOODY, BRIAN	14	CENT.VIRGINIA	:57.95
	:27.57 :29.41					:28.47 :29.48			
96)	BERGER, JOEL	18	SCHROEDER BR. WI	:56.99	131)	OHNGREN, JIMMY	16	N.OAKLAND CO, MI	:57.97
	:27.59 :29.40					:28.27 :29.70			
97)	REMELY, GREG	16	BLOOMSBURG, PA	:57.01	132)	LAZZARA, LARRY	16	MONTCLAIR, NJ	:58.06
	:27.97 :29.04					:28.12 :29.94			
98)	FRINTEL, CHRIS	16	MONTCLAIR, NJ	:57.06	133)	KIMMEL, LUCAS	15	TALBOT CO, MD	:58.14
	:28.29 :28.77					:28.45 :29.69			
99)	TOREN, JARED	15	FREEHOLD, NJ	:57.08	134)	CHANDLER, DAN	17	WILMINGTON, NC	:58.15
	:27.46 :29.62					:28.78 :29.37			
100)	SINETAR, DAN	13	CORTLAND, NY	:57.12	135)	ULISHNEY, AARON	18	LAUREL HIGHLANDS	:58.16
	:27.70 :29.42					:28.25 :29.91			
101)	HILT, BRANDON	14	LANCASTER, PA	:57.13	136)	SIMMONS, ROBERT C.	16	SKAGIT, WA	:58.17
	:27.60 :29.53					:28.16 :30.01			
102)	HUNTER, CHARLIE	15	ROANOKE, VA	:57.16	137)	GIARRANTANO, JAMES	15	METUCHEN, NJ	:58.22
	:28.12 :29.04					:28.05 :30.17			
103)	POLEY, MICHAEL	17	CENT.CHESTER CO.	:57.18	138)	BRUNTEL, ANDY	17	LEBANON, PA	:58.29
	:27.60 :29.58					:28.36 :29.93			
104)	MUFALLI, MATT	15	VINELAND, NJ	:57.20	139)	GUIMARAES, PEDRO	18	PRINCETON, NJ	:58.30
	:27.70 :29.50					:28.02 :30.28			
105)	FONDREN, CHAD	15	ANNE ARUNDEL, MD	:57.21	140)	PIKE, BRENDAN	17	OLD COLONY, MA	:58.33
	:28.05 :29.16					:28.26 :30.07			
106)	RANSENBERG, SCOTT	15	GAMBLE-NIPPERT, O	:57.28	141)	ASHTON, TOMMY	17	FLUSHING YMCA, NY	:58.50
	:27.84 :29.44					:28.30 :30.20			
107)	PALUMBO, GREGORY	16	LAKELAND HILL, NJ	:57.30	141)	SIU, DEREK	15	LAKELAND HILL, NJ	:58.50
	:27.97 :29.33					:28.50 :30.00			
108)	MOJOCK, ERIC	17	SHEMANGO, PA	:57.31	143)	WELCH, COREY	13	WILKES-BARRE, PA	:58.57
	:27.59 :29.72					:28.37 :30.20			
108)	O'DONNELL, SEAN	15	KANKAKEE, IL	:57.31	144)	MAHONEY, BRIAN	17	RED BANK, NJ	:58.62
	:27.75 :29.56					:28.62 :30.00			
110)	HRISS, AARON	16	APPLETON, WI	:57.32	145)	SANBORN, SETH	16	FAIRFIELD, OH	:58.66
	:27.68 :29.64					:28.24 :30.42			
111)	PANAGOS, CHRIS	17	WESTFIELD, NJ	:57.35	146)	PETROSKI, DAVE	18	BURLINGTON, NJ	:58.71
	:27.49 :29.86					:28.53 :30.18			
111)	DANE, JEROME	15	PIEDMONT, VA	:57.35	147)	GLOW, ERIC	16	MCHENRY CO, IL	:58.76
	:28.12 :29.23					:27.99 :30.77			
113)	HYMAN, JASON	14	FREEHOLD, NJ	:57.41	148)	GUNDRY, CRAIG	16	OCEAN COUNTY, NJ	:58.79
	:27.39 :30.02					:28.08 :30.71			
114)	WGRZYN, JOSH	17	EDWARDSVILLE, IL	:57.47	149)	LeVIERE, ANDREW	18	LANSDOWNE, PA	:58.85
	:28.03 :29.44					:27.91 :30.94			
114)	ENGLE, ANDY	16	WHEELING, WV	:57.47	150)	WARRICK, STEVEN	15	N.OAKLAND CO, MI	:59.07
	:28.15 :29.32					:29.02 :30.05			
116)	COLLINS, MIKE	15	N.W.DUPAGE, IL	:57.48	151)	JANSZEN, DAVID	13	POWEL CROSLY, OH	:59.18
	:27.66 :29.82					:28.75 :30.43			
116)	WHITE, CHAD	13	WAYNESBORO, PA	:57.48	151)	TESON, BRIAN	16	GTR.KANSAS CITY	:59.18
	:28.06 :29.42					:28.41 :30.77			
118)	DONNELLY, WESLEY	14	RED BANK, NJ	:57.62	153)	JOHNSON, CHRISTOPHER	17	GTR.KANSAS CITY	:59.51
	:27.72 :29.90					:28.48 :31.03			
118)	PAWLICK, JOE	17	BIRMINGHAM, MI	:57.62	154)	STIER, ERIC	17	WARREN, MI	:59.53
	:27.87 :29.75					:28.19 :31.34			
120)	BARTELL, BEN	17	SCHROEDER BR. WI	:57.67	155)	BROWN, RYAN	17	KETTERING, OH	:59.56
	:28.02 :29.65					:28.09 :31.47			
121)	RABBY, TODD	17	WESTPORT, CT	:57.71	156)	HOLLIDAY, NICK	17	MACOMB, MI	1:00.05
	:27.96 :29.75					:28.38 :31.67			
122)	DEVORE, DAVID	17	N.OAKLAND CO, MI	:57.73	157)	MONAGHAN, MICHAEL	16	SOUTH SHORE, MA	1:00.81
	:28.43 :29.30					:29.45 :31.36			
123)	MOTTICE, BRANDON	17	LOUISVILLE, OH	:57.77	158)	McAULIFFE, BRENT	15	WASHINGTON CO, PA	1:01.18
	:28.12 :29.65					:29.22 :31.96			

(CONTINUED ON NEXT PAGE)

EVENT : 15 WOMEN'S 200 YARDS BREASTSTROKE  
 NATIONAL RECORD 2:13.95 RACHEL GUSTIN M.E. LYONS, OH 1992  
 QUALIFYING FOR NATIONALS 2:31.39

\*\*\*\*\*

APRIL 9, 1997 \*\*\*\*\*

PLACE	NAME	YEAR	TEAM	TRIALS	FINAL				
<b>CHAMPIONSHIP FINAL</b>									
1)	JONES, KELLY	14	KETTERING, OH	2:18.31	2:16.05				
	:30.98 :34.48		:35.46 :35.13						
2)	VALASCO, TRACI	16	N.OAKLAND CO, MI	2:18.79	2:16.18				
	:30.83 :34.71		:35.49 :35.15						
3)	PURVIS, MEGHAN	17	SCHROEDER BR. WI	2:19.96	2:19.28				
	:31.82 :35.23		:35.53 :36.70						
4)	ARMITAGE, KATHRYN	18	HAMDEN/N.HAVEN	2:21.36	2:20.07				
	:31.89 :35.46		:36.31 :36.41						
5)	SZUMERA, KRISTEN	18	RED BANK, NJ	2:21.89	2:20.90				
	:32.11 :35.68		:36.18 :36.93						
6)	MARTIN, JILL	16	ORLANDO, FL	2:23.21	2:21.86				
	:31.30 :35.58		:36.98 :38.00						
7)	ELLINGTON, MAGGIE	16	WILTON, CT	2:22.77	2:23.08				
	:32.16 :35.66		:37.26 :38.00						
8)	MOSCA, LAURA	15	PIEDMONT, VA	2:23.31	2:23.98				
	:31.85 :36.29		:37.28 :38.56						
<b>CONSOLATION FINAL</b>									
9)	REDMON, ALLISON	17	PIEDMONT, VA	2:23.44	2:22.10				
	:32.12 :36.39		:36.83 :36.76						
10)	ANDERSON, CAITLIN	16	RALEIGH, NC	2:23.33	2:23.03				
	:33.14 :36.62		:36.22 :37.05						
11)	SOUPPA, KRISTIN	15	NAPERVILLE, IL	2:24.47	2:23.51				
	:32.90 :36.39		:37.26 :36.96						
12)	PATE, VIRGINIA	14	WINSTON-SALEM, NC	2:24.92	2:24.16				
	:33.23 :36.33		:37.15 :37.45						
13)	PIERCE, ELIZABETH	18	MISSOURI VLY, ND	2:23.62	2:24.32				
	:33.01 :36.73		:37.44 :37.14						
14)	SCHWANTZ, KELLY	17	St. CLOUD, MN	2:24.11	2:24.72				
	:32.05 :36.11		:37.74 :38.82						
15)	HUNCHAR, EMILY	17	BLOOMSBURG, PA	2:25.31	2:25.09				
	:33.39 :37.08		:37.09 :37.53						
16)	GRIFFIS, MEGHAN	17	WILTON, CT	2:24.58	2:26.14				
	:33.13 :36.69		:37.93 :38.39						
1)	JONES, KELLY	14	KETTERING, OH	2:18.31	16) HUNCHAR, EMILY	17	BLOOMSBURG, PA	2:25.31	
	:31.58 :35.03		:35.67 :36.03				:33.23 :36.61		:37.57 :37.90
2)	VALASCO, TRACI	16	N.OAKLAND CO, MI	2:18.79	17) HEHN, KRRI	15	FARGO-MOORHEAD	2:25.46	
	:31.20 :34.93		:36.12 :36.54				:33.34 :37.09		:37.98 :37.05
3)	PURVIS, MEGHAN	17	SCHROEDER BR. WI	2:19.96	18) CLARK, MEGAN	12	WINSTON-SALEM, NC	2:25.67	
	:32.83 :34.72		:35.52 :36.89				:33.73 :36.45		:37.29 :38.20
4)	ARMITAGE, KATHRYN	18	HAMDEN/N.HAVEN	2:21.36	19) KYRS, SARAH	16	M.E. LYONS, OH	2:25.82	
	:32.36 :35.69		:36.43 :36.88				:33.95 :37.01		:37.16 :37.70
5)	SZUMERA, KRISTEN	18	RED BANK, NJ	2:21.89	20) FLICK, JAMIE	14	BLOOMSBURG, PA	2:25.91	
	:32.13 :35.74		:36.88 :37.14				:33.23 :38.56		:37.50 :36.62
6)	ELLINGTON, MAGGIE	16	WILTON, CT	2:22.77	21) FRON, MEGHAN	17	WESTPORT, CT	2:25.99	
	:32.15 :36.07		:37.23 :37.32				:32.49 :36.31		:38.34 :38.85
7)	MARTIN, JILL	16	ORLANDO, FL	2:23.21	21) DUDLEY, KELLI	15	GTR.TOPEKA, KS	2:25.99	
	:32.25 :36.05		:37.06 :37.85				:33.35 :36.87		:37.74 :38.03
8)	MOSCA, LAURA	15	PIEDMONT, VA	2:23.31	23) LOWE, JENNIFER	17	MINOT, ND	2:26.42	
	:32.37 :36.19		:36.72 :38.03				:32.53 :36.80		:38.21 :38.88
9)	ANDERSON, CAITLIN	16	RALEIGH, NC	2:23.33	24) GARRATT, BETSY	15	HENSKEL ECKMAN, VA	2:26.63	
	:31.96 :35.73		:36.43 :39.21				:32.86 :36.87		:38.52 :38.38
10)	REDMON, ALLISON	17	PIEDMONT, VA	2:23.44	25) DUERK, LAUREN	12	DEFIANCE, OH	2:26.65	
	:32.15 :35.72		:37.93 :37.64				:32.79 :36.71		:38.30 :38.85
11)	PIERCE, ELIZABETH	18	MISSOURI VLY, ND	2:23.62	26) WHITCOMB, WENDY	15	CHESHIRE, CT	2:26.81	
	:33.13 :36.44		:36.96 :37.09				:32.25 :36.78		:38.29 :39.49
12)	SCHWANTZ, KELLY	17	St. CLOUD, MN	2:24.11	27) NISTA, MONICA	17	WILTON, CT	2:26.95	
	:32.76 :36.36		:36.75 :38.24				:32.50 :36.87		:37.85 :39.73
13)	SOUPPA, KRISTIN	15	NAPERVILLE, IL	2:24.47	28) KOSNIK, BRADY	15	N.OAKLAND CO, MI	2:26.96	
	:33.05 :36.72		:37.23 :37.47				:33.51 :37.38		:37.67 :38.40
14)	GRIFFIS, MEGHAN	17	WILTON, CT	2:24.58	29) BAILEY, KARLA	13	N.W.DUPAGE, IL	2:27.02	
	:32.58 :36.40		:37.47 :38.13				:32.66 :36.72		:38.15 :39.49
15)	PATE, VIRGINIA	14	WINSTON-SALEM, NC	2:24.92	30) LAUX, JESSICA	16	WILTON, CT	2:27.06	
	:33.72 :36.82		:36.93 :37.45				:33.19 :36.92		:38.63 :38.32

( CONTINUED ON NEXT PAGE )

EVENT: 15 WOMEN'S 200 YARDS BREASTSTROKE

(CONTINUED)

31) LIPOFF, SAMMY	15 ORLANDO, FL	2:27.15	46) MARTIN, KATIE	15 CHESHIRE, CT	2:30.10
:32.90 :37.02 :38.25 :38.98			:33.76 :37.70 :39.05 :39.59		
32) FRASCHILLA, LINDSAY	17 UPR MAIN LINE, PA	2:27.23	47) HUGHES, MARGARET ANN	14 WILMINGTON, NC	2:30.15
:32.02 :37.01 :38.24 :39.96			:34.05 :37.48 :38.21 :40.41		
33) ANDREWS, JAMIE	15 SOUTHSIDE, VA	2:27.43	48) GIBSE, KATE	16 MISSOURI VLY, MO	2:30.31
:33.38 :36.88 :38.30 :38.87			:32.27 :36.99 :39.84 :41.21		
34) FRITZSCHE, ANN	18 BURLINGTON, NJ	2:27.53	49) HUTTER, MARISSA	16 PALISADES, CA	2:30.89
:33.78 :37.13 :38.17 :38.45			:34.21 :37.67 :38.70 :40.31		
35) BROCKMAN, BETSY JO	13 CLERMONT, OH	2:27.77	50) GRIBG, BREANNE	16 SARASOTA, FL	2:31.08
:33.20 :36.39 :38.33 :39.85			:34.20 :37.63 :39.39 :39.86		
36) ERNST, EMILY	16 BIRMINGHAM, MI	2:27.93	51) OTWELL, ELIZABETH	16 RALEIGH, NC	2:31.52
:32.21 :36.45 :39.03 :40.24			:34.15 :38.18 :39.39 :39.80		
37) BECKER, ROBIN	14 NAPERVILLE, IL	2:28.23	52) HIMMEL, DANA	18 DARIEN, CT	2:31.87
:33.54 :37.62 :38.53 :38.54			:33.16 :37.24 :39.38 :42.09		
38) ANTONUCCI, MELINDA	17 BURLINGTON, VT	2:28.39	53) SCHWARTZ, BETHANN	20 ORLANDO, FL	2:32.13
:33.54 :36.60 :38.46 :39.79			:34.02 :37.78 :39.54 :40.79		
39) NEIGHBORS, ASHLEY	14 ROANOKE, VA	2:28.75	54) LEEHIVE, KARA	18 LAKELAND HILL, NJ	2:32.14
:33.31 :37.41 :39.03 :39.00			:33.28 :37.97 :39.59 :41.30		
40) KNOPP, MELISSA	17 WAYNESBORO, VA	2:29.20	55) WENNING, JENNIFER	18 GAITHERSBURG, MD	2:32.93
:33.48 :37.38 :38.98 :39.36			:34.66 :38.16 :39.55 :40.56		
41) GEPHART, JENNIFER	14 SOMERSET VLY, NJ	2:29.41	56) GUZAUSKAS, LAUREN	14 OAK PARK, IL	2:33.50
:33.96 :37.27 :38.28 :39.90			:33.36 :38.46 :40.61 :41.07		
41) McKINNEY, KARA	14 ROANOKE, VA	2:29.41	57) CHEN, LYNN PERNG	13 ORLANDO, FL	2:33.54
:34.38 :37.69 :38.86 :38.48			:34.68 :38.59 :39.85 :40.42		
43) GREGOR, CARY	17 BOISE, ID	2:29.76	58) HASSELSCHWERT, MEGAN	14 DEFIANCE, OH	2:34.14
:33.68 :37.53 :38.74 :39.81			:34.18 :38.85 :40.20 :40.91		
44) PAK, ALICE	16 SAN PEDRO, CA	2:29.84	59) FAHS, STEPHANIE	13 CRT KY, KY	2:34.15
:33.67 :37.99 :38.72 :39.46			:35.25 :38.70 :40.03 :40.17		
45) KENNINGTON, HILLARY	14 SPRINGFIELD, OH	2:30.03	60) VENEZIALE, LAURA	16 BURLINGTON, NJ	2:36.48
:34.07 :38.05 :38.85 :39.06			:33.84 :39.59 :40.77 :42.28		

EVENT: 16 MEN'S 200 YARDS BREASTSTROKE

\*\*\*\*\*

APRIL 9, 1997

\*\*\*\*\*

NATIONAL RECORD 1:58.43 MARTY HUBBELL COUNTRYSIDE, OH 1992  
 QUALIFYING FOR NATIONALS 2:17.89

PLACE	NAME	YEAR	TEAM	TRIALS	FINAL
<b>CHAMPIONSHIP FINAL</b>					
1)	RHINE, JUSTIN	16	ORLANDO, FL	2:03.41	2:02.71
	:27.93 :30.93 :31.52 :32.33				
2)	IHLKNEFELD, MATT	18	N.W. DUPAGE, IL	2:04.04	2:04.73
	:27.33 :31.49 :32.61 :33.30				
3)	HUBER, TOM	17	POWEL CROSLY, OH	2:05.99	2:05.33
	:28.90 :31.27 :32.58 :32.58				
4)	CARLSON, TIM	17	N.W. DUPAGE, IL	2:06.23	2:05.53
	:28.43 :31.45 :32.61 :33.04				
5)	RSPOSITO, JAMES	17	FLUSHING YMCA, NY	2:06.43	2:05.99
	:28.34 :32.06 :32.81 :32.78				
6)	KIRK, JOHN	18	M.E. LYONS, OH	2:06.00	2:06.10
	:28.22 :32.13 :32.95 :32.80				
7)	BURNS, BRETT	15	COUNTRYSIDE, OH	2:07.69	2:07.16
	:28.99 :31.46 :33.17 :33.54				
8)	HOLCOMB, BRETT	17	N.OAKLAND CO, MI	2:08.12	2:07.39
	:28.92 :32.12 :32.88 :33.47				
<b>CONSOLATION FINAL</b>					
9)	CLARK, GRANT	18	UPR MAIN LINE, PA	2:08.19	2:05.44
	:28.52 :31.79 :32.64 :32.49				
10)	MacDONALD, CONOR	16	RED BANK, NJ	2:09.72	2:08.48
	:29.16 :32.36 :33.24 :33.72				
11)	MESCHKE, DAVE	17	RALEIGH, NC	2:09.72	2:08.90
	:28.85 :32.82 :33.71 :33.52				
12)	GRANT, RASSAN	14	ORLANDO, FL	2:08.56	2:08.91
	:29.41 :32.68 :33.22 :33.60				
13)	CASSELLA, RYAN	15	CHESHIRE, CT	2:08.47	2:09.03
	:28.34 :32.64 :33.80 :34.25				
14)	JOGANOW, VIKTOR	17	LAKELAND HILL, NJ	2:08.85	2:09.16
	:28.74 :32.93 :33.44 :34.05				
15)	IGNACIO, PHILLIP	18	SAN PEDRO, CA	2:09.65	2:09.50
	:29.94 :32.06 :33.47 :34.03				
16)	KLEBER, CAMERON	17	GTR. TOPEKA, KS	2:10.04	2:10.64
	:29.13 :32.73 :34.07 :34.71				

( CONTINUED ON NEXT PAGE )

— // —

1) RHINE, JUSTIN	16 ORLANDO, FL	2:03.41	32) GASAWAY, ZACH	16 OLD TOWN, ME	2:13.72
:28.39 :31.11 :31.82 :32.09			:29.75 :33.37 :34.72 :35.88		
2) IHLENFELD, MATT	18 N.W.DUPAGE, IL	2:04.04	33) WARE, KYLE	18 FAIRFIELD, OH	2:13.97
:28.12 :31.51 :32.04 :32.37			:29.21 :34.48 :35.31 :34.97		
3) HUBER, TOM	17 POWEL CROSLY, OH	2:05.99	34) FIRST, GLENN	18 LIMA, OH	2:14.03
:29.06 :31.84 :31.80 :33.29			:29.96 :33.92 :34.41 :35.74		
4) KIRK, JOHN	18 M.B. LYONS, OH	2:06.00	35) KUETTLER, JOHN	17 N.W.DUPAGE, IL	2:14.09
:29.32 :32.56 :32.13 :31.99			:29.24 :33.62 :34.86 :36.37		
5) CARLSON, TIM	17 N.W.DUPAGE, IL	2:06.23	36) BOND, ERIC	17 ANNE ARUNDEL, MD	2:14.12
:28.46 :31.83 :32.65 :33.29			:29.60 :34.16 :35.67 :34.69		
6) ESPOSITO, JAMES	17 FLUSHING YMCA, NY	2:06.43	37) KERN, DAVID	17 FREEHOLD, NJ	2:15.17
:28.46 :32.10 :32.74 :33.13			:30.25 :33.52 :35.55 :35.85		
7) BURNS, BRETT	15 COUNTRYSIDE, OH	2:07.69	38) KITKO, PAUL	17 BLUE ASH, OH	2:15.42
:29.07 :32.28 :32.65 :33.69			:30.42 :34.88 :35.73 :34.39		
8) HOLCOMB, BRETT	17 N.OAKLAND CO, MI	2:08.12	39) KENNEDY, SEAN	18 N.W.DUPAGE, IL	2:15.53
:29.10 :32.83 :33.19 :33.00			:30.29 :34.17 :34.91 :36.16		
9) CLARK, GRANT	18 UPR MAIN LINE, PA	2:08.19	40) POREMBKA, MATT	18 LAUREL HIGHLANDS	2:16.23
:28.97 :32.62 :33.46 :33.14			:29.98 :34.58 :35.66 :36.01		
10) CASSKILLA, RYAN	15 CHESHIRE, CT	2:08.47	41) REHRIS, MATTHEW	15 SUMMIT AREA, NJ	2:16.30
:28.47 :32.54 :33.96 :33.50			:30.42 :34.35 :35.73 :35.80		
11) GRANT, RASSAN	14 ORLANDO, FL	2:08.56	42) CARVER, KRIS	14 ANN ARBOR, MI	2:16.59
:29.56 :32.60 :33.00 :33.40			:31.12 :34.18 :35.16 :36.13		
12) JOGANOW, VIKTOR	17 LAKELAND HILL, NJ	2:08.85	43) McWAY, MICHAEL	15 CHAPEL HILL, NC	2:16.62
:29.70 :32.51 :33.09 :33.55			:30.73 :34.82 :35.58 :35.49		
13) IGNACIO, PHILLIP	18 SAN PEDRO, CA	2:09.65	44) DOUGLASS, BEN	15 MARIETTA, OH	2:16.64
:29.10 :32.61 :33.35 :34.59			:30.12 :35.06 :35.56 :35.90		
14) MESCHKE, DAVE	17 RALEIGH, NC	2:09.72	45) SZABO, DOMINICK	14 BOYERTOWN, PA	2:16.83
:28.69 :32.47 :33.83 :34.73			:29.94 :34.35 :35.79 :36.75		
14) MacDONALD, CONOR	16 RED BANK, NJ	2:09.72	46) MARK, RUSSELL	17 FLUSHING YMCA, NY	2:16.98
:29.43 :32.70 :33.53 :34.06			:29.80 :33.60 :36.02 :37.56		
16) KLEIER, CAMERON	17 GTR. TOPEKA, KS	2:10.04	47) LEE, DAVID	16 SAN PEDRO, CA	2:17.09
:29.13 :32.75 :33.61 :34.55			:31.40 :34.98 :34.81 :35.90		
17) MERRILL, DANIEL	16 GAITHERSBURG, MD	2:10.15	48) SCHWANHAUSSER, STEVE	16 WILTON, CT	2:17.16
:28.78 :32.60 :34.48 :34.29			:30.89 :33.84 :35.60 :36.83		
18) HACK, JOSH	15 ANN ARBOR, MI	2:10.26	49) HANSEN, MATTHEW	17 RED BANK, NJ	2:17.35
:29.89 :32.76 :33.68 :33.93			:30.78 :33.95 :35.59 :37.03		
19) FIDEN, DREW	17 KETTERING, OH	2:10.34	50) BOSSERT, PAUL	16 GTR. TOPEKA, KS	2:18.10
:29.02 :32.72 :33.58 :35.02			:30.98 :35.61 :35.55 :35.96		
20) FOSTER, ROBBIE	15 FRANKFORT, KY	2:10.95	51) ACKLEY, ANDREW	14 RALEIGH, NC	2:18.19
:29.78 :33.82 :33.48 :33.87			:30.58 :34.22 :36.22 :37.17		
21) MORPHY, THOMAS	17 LAKELAND HILL, NJ	2:10.96	52) ZSUPPAN, LOCI	16 CHAPEL HILL, NC	2:18.54
:28.99 :32.40 :33.85 :35.72			:30.19 :35.41 :36.00 :36.94		
22) MAURER, CHRIS	15 READING, PA	2:11.48	53) HRISS, AARON	16 APPLETON, WI	2:18.71
:29.17 :32.73 :34.41 :35.17			:30.97 :34.97 :36.05 :36.72		
23) BARTON, KEN	18 CHESHIRE, CT	2:11.60	54) GRIFFITH, NICKOLAS	18 SOUTHSIDE, VA	2:19.03
:29.95 :33.44 :34.01 :34.20			:30.66 :34.35 :36.39 :37.63		
24) EFIRD, DAVID	18 ROWAN COUNTY, NC	2:11.76	55) DOYLE, MATTHEW	14 SAN PEDRO, CA	2:19.14
:29.97 :33.15 :34.32 :34.32			:31.56 :34.69 :36.71 :36.18		
25) LANDMAN, BOBBY	15 RALEIGH, NC	2:11.87	56) MEYERS, JAMES	14 SOMERSET HLS, NJ	2:19.63
:30.38 :33.83 :33.82 :33.84			:32.36 :34.91 :35.85 :36.51		
26) NEUBAUER, IAN	16 BLUE ASH, OH	2:12.33	57) CHESSON, WIN	13 CHAPEL HILL, NC	2:20.19
:30.43 :33.64 :34.07 :34.19			:32.04 :35.81 :36.44 :35.90		
27) FORREST, CHRIS	17 APPLETON, WI	2:12.55	58) MISUSACA, STEVE	16 SOUTH OAKLAND, MI	2:20.29
:29.28 :33.05 :34.67 :35.55			:31.05 :34.14 :36.20 :38.90		
28) PYLE, DANNY	17 RAPPAHANNOCK, VA	2:12.83	59) PRICE, JON-MYCKLE	17 CASS COUNTY, IN	2:20.36
:29.76 :33.64 :34.35 :35.08			:31.25 :34.90 :36.47 :37.74		
29) GALISSON, DIRK	17 LAKELAND HILL, NJ	2:13.38	60) TRUPIN, DAN	13 CHAMPAIGN, IL	2:20.47
:29.09 :33.44 :35.01 :35.84			:30.46 :35.94 :37.38 :36.69		
30) DAIGNEAULT, ADAM	17 BATH AREA, ME	2:13.66	61) EBERTOWSKI, JIMMY	14 SOUTHSIDE, VA	2:20.88
:29.92 :33.81 :35.07 :34.86			:30.90 :34.98 :36.59 :38.41		
31) DUMOND, TREVOR	15 M.B. LYONS, OH	2:13.67	HOFMANN, JEFF	17 CKNT VIRGINIA	DISQUAL
:29.64 :33.60 :34.78 :35.65			:29.37 :33.19 :34.59 DISQUAL		

(CONTINUED ON NEXT PAGE)

EVENT : 17 WOMEN'S 100 YARDS BUTTERFLY  
 NATIONAL RECORD :53.67 J. JORGENSEN WILTON FAMILY,CT 1989  
 QUALIFYING FOR NATIONALS 1:01.99

\*\*\*\*\*

APRIL 9, 1997 \*\*\*\*\*

PLACE	NAME	YEAR	TEAM	TRIALS	FINAL
<b>CHAMPIONSHIP FINAL</b>					
1)	HIGHSTROM, LINDSEY	15	SCHROEDER BR. WI	:56.68	:55.54
	:25.86 :29.68				
2)	ROSS, LEAH	15	M.E. LYONS, OH	:57.29	:56.50
	:26.93 :29.57				
3)	GOODWIN, BETH	17	HARFORD CO, MD	:57.38	:56.80
	:26.27 :30.53				
4)	BOWMAN, SARAH	15	CHESHIRE, CT	:57.46	:56.90
	:26.43 :30.47				
5)	ADAMS, CORTNEE	15	APPLETON, WI	:57.80	:56.97
	:26.27 :30.70				
6)	CLARK, CORRIE	14	UPR MAIN LINE, PA	:57.48	:57.25
	:26.82 :30.43				
7)	SCHEIRMAN, JO ELLEN	17	HUNTINGTON, WV	:57.99	:57.58
	:26.82 :30.76				
8)	O'CONNELL, LINDSEY	17	WILTON, CT	:57.81	:58.14
	:27.03 :31.11				
<b>CONSOLATION FINAL</b>					
9)	WATKINS, CHRISTY	15	ORLANDO, FL	:58.37	:57.39
	:26.89 :30.50				
10)	TENNESSEN, CARINA	17	RACINE, WI	:58.22	:57.75
	:27.41 :30.34				
10)	CARROLL, ERICA	17	FLUSHING YMCA, NY	:58.00	:57.75
	:27.27 :30.48				
12)	DeLONG, JENNIFER	17	WINSTON-SALEM, NC	:58.38	:57.88
	:27.21 :30.67				
13)	KELLEY, HEATHER	16	SCHROEDER BR. WI	:58.37	:58.04
	:27.32 :30.72				
14)	NICKSON, NATALIE	16	ORLANDO, FL	:58.28	:58.25
	:27.44 :30.81				
15)	FINNERTY, AMELIA	17	WILTON, CT	:58.27	:58.27
	:27.38 :30.89				
16)	MOYNIHAN, CARAGH	17	WESTPORT, CT	:58.54	:59.10
	:27.06 :32.04				
1)	HIGHSTROM, LINDSEY	15	SCHROEDER BR. WI	:56.68	16) MOYNIHAN, CARAGH 17 WESTPORT, CT :58.54
	:26.08 :30.60				:26.84 :31.70
2)	ROSS, LEAH	15	M.E. LYONS, OH	:57.29	17) KOS, SARAH 17 ANNE ARUNDEL, MD :58.55
	:27.25 :30.04				:27.44 :31.11
3)	GOODWIN, BETH	17	HARFORD CO, MD	:57.38	18) QUTTEL, RENEE 15 SUMMIT AREA, NJ :58.70
	:26.35 :31.03				:27.40 :31.30-
4)	BOWMAN, SARAH	15	CHESHIRE, CT	:57.46	19) FIORE, KIM 14 CHESHIRE, CT :58.76
	:26.63 :30.83				:27.48 :31.28
5)	CLARK, CORRIE	14	UPR MAIN LINE, PA	:57.48	20) TOMES, EMILY 15 M.E. LYONS, OH :58.78
	:26.82 :30.66				:27.81 :30.97
6)	ADAMS, CORTNEE	15	APPLETON, WI	:57.80	21) MADONIA, CLAIRE 18 FLUSHING YMCA, NY :58.87
	:26.68 :31.12				:27.44 :31.43
7)	O'CONNELL, LINDSEY	17	WILTON, CT	:57.81	22) SKARSGARD, HOLLY 18 MINOT, ND :58.95
	:26.91 :30.90				:27.82 :31.13
8)	SCHEIRMAN, JO ELLEN	17	HUNTINGTON, WV	:57.99	23) HOLLON, DEB 15 CARLISLE, PA :58.96
	:27.09 :30.90				:27.65 :31.31
9)	CARROLL, ERICA	17	FLUSHING YMCA, NY	:58.00	24) NICHOLSON, KATIE 14 N.W.DUPAGE, IL :58.99
	:27.29 :30.71				:27.80 :31.19
10)	TENNESSEN, CARINA	17	RACINE, WI	:58.22	25) BROMBAUGH, MEGAN 13 CHAMPAIGN, IL :59.01
	:27.57 :30.65				:27.44 :31.57
11)	FINNERTY, AMELIA	17	WILTON, CT	:58.27	26) KRAMER, ANNIE 15 ANNE ARUNDEL, MD :59.21
	:27.28 :30.99				:27.77 :31.44
12)	NICKSON, NATALIE	16	ORLANDO, FL	:58.28	27) DOLANSKY, LISA 15 RAHWAY, NJ :59.49
	:27.34 :30.94				:27.89 :31.60
13)	WATKINS, CHRISTY	15	ORLANDO, FL	:58.37	28) REISENWEBER, ELIZABET 18 HAGERSTOWN, MD :59.66
	:26.91 :31.46				:27.77 :31.89
13)	KELLEY, HEATHER	16	SCHROEDER BR. WI	:58.37	29) CURRAN, CAROLINE 15 WILMINGTON, NC :59.69
	:27.05 :31.32				:28.13 :31.56
15)	DeLONG, JENNIFER	17	WINSTON-SALEM, NC	:58.38	30) MOSLER, LAUREN 16 SAN PEDRO, CA :59.71
	:27.32 :31.06				:27.87 :31.84

( CONTINUED ON NEXT PAGE )

## EVENT: 17 WOMEN'S 100 YARDS BUTTERFLY

(CONTINUED)

31) ZAPPALORTI, RACHEL	15	HAMDEN/N.HAVEN	:59.73	67) SCHOCK, MARY	16	BOYERTOWN, PA	1:01.06
:28.54 :31.19				:28.77 :32.29			
32) MCGRATH, ERIN	17	RED BANK, NJ	:59.86	68) KARPOWICZ, SARAH	13	PHOENIXVILLE, PA	1:01.12
:28.53 :31.33				:28.42 :32.70			
33) LUSCHAS, MARY	17	BLOOMSBURG, PA	:59.93	69) TRIBOU, PAIGE	18	GOLDSBORO, NC	1:01.15
:27.80 :32.13				:28.17 :32.98			
34) DEWINKEL, MADELAINE	16	METRO MADISON, WI	1:00.10	69) CLARK, ERIN	15	S.Ft.WAYNE, IN	1:01.15
:27.46 :32.64				:28.51 :32.64			
35) CROSSEN, CAMMY	18	MONTGOMERY, AL	1:00.11	71) GILLESPIE, JESSICA	14	CAMP CURTIN, PA	1:01.16
:28.10 :32.01				:28.25 :32.91			
36) BAIGY, SARAH	16	RALEIGH, NC	1:00.18	72) HAUPT, SARAH	13	CARLISLE, PA	1:01.18
:28.17 :32.01				:28.86 :32.32			
37) CARROLL, EMILY	13	WAYNESBORO, PA	1:00.19	73) SANDER, KRISTIN	17	GAMBLE-NIPPERT, O	1:01.21
:27.99 :32.20				:28.36 :32.85			
38) FRISBER, MEGANNE	15	NEW CANAAN, CT	1:00.22	74) MacDONALD, JENNIFER	17	N.OAKLAND CO, MI	1:01.30
:28.05 :32.17				:28.46 :32.84			
39) STRAUSS, PEGGY	17	S.E.GRAND RAPIDS	1:00.23	75) ALLEN, AMY	13	CENT.KENTUCKY	1:01.36
:28.95 :31.28				:28.63 :32.73			
40) JUNDT, AMY	17	MISSOURI VLY, ND	1:00.29	76) O'FALLON, SARA	16	NAPERVILLE, IL	1:01.37
:28.17 :32.12				:28.69 :32.68			
41) ORR, MISSY	16	SPARTANBURG, SC	1:00.38	77) BIRD, LAUREN	14	SPARTANBURG, SC	1:01.38
:28.33 :32.05				:28.67 :32.71			
42) NOLAN, ELAINE	15	LAKELAND HILL, NJ	1:00.41	78) SANDMANN, LEAH	15	S.E.GRAND RAPIDS	1:01.42
:27.46 :32.95				:29.03 :32.39			
43) GENENBACHER, KENDRA	18	FAIRFIELD, OH	1:00.45	79) JOHNSON, RITA	15	DEFIANCE, OH	1:01.44
:28.25 :32.20				:28.92 :32.52			
44) HOSTETLER, KATIE	16	CHAMBERSBURG, PA	1:00.47	80) FAY, KATIE	15	SUMMIT AREA, NJ	1:01.45
:27.89 :32.58				:28.27 :33.18			
45) HARRIS, DANIELLE	18	GLENS FALLS, NY	1:00.51	80) KAY, ASHLEY	16	SPARTANBURG, SC	1:01.45
:28.36 :32.15				:29.17 :32.28			
46) LOCHTE, MEGAN	17	DAYTONA BEACH Y	1:00.53	82) CHASSAGNE, CAROLINE	18	FAIRFIELD, OH	1:01.46
:28.02 :32.51				:28.78 :32.68			
47) SINGLER, MAGGIE	17	SUMMIT AREA, NJ	1:00.55	83) STOUFFER, STACIA	14	WAYNESBORO, PA	1:01.48
:28.25 :32.30				:28.48 :33.00			
48) REYNOLDS, MICHELLE	14	FAIRFIELD, OH	1:00.59	84) SNYDER, HEATHER KATIE	17	PIEDMONT, VA	1:01.50
:28.22 :32.37				:29.16 :32.34			
49) HONMA, KRISTEN	15	WILMINGTON, NC	1:00.65	85) FREER, JEN	17	LEBANON, PA	1:01.53
:28.12 :32.53				:29.03 :32.50			
50) SUDBURY, JESSICA	15	WILTON, CT	1:00.66	86) DEMERS, HEATHER	13	CAMDEN, ME	1:01.56
:28.55 :32.11				:28.36 :33.20			
51) ANDREWS, MEGAN	15	WINSTON-SALEM, NC	1:00.69	87) MESSNER, CHYE	16	ANN ARBOR, MI	1:01.57
:28.53 :32.16				:28.82 :32.75			
52) SCHAFER, KYLIE	13	SARASOTA, FL	1:00.70	88) JUNKIN, GWYNNE	17	FRANKLIN, PA	1:01.59
:28.56 :32.14				:28.83 :32.76			
53) GRAHAM, LAURA	16	OAK PARK, IL	1:00.75	88) HELMERS, MAGGIE	16	FAIRFIELD, OH	1:01.59
:27.96 :32.79				:28.15 :33.44			
54) WHITLEY, ELKANOR	15	CENT.VIRGINIA	1:00.76	90) BERQUIST, LAUREN	16	N.OAKLAND CO, MI	1:01.61
:28.22 :32.54				:28.96 :32.65			
55) HATIC, HALIDA	18	M.E. LYONS, OH	1:00.77	91) URSINI, JILL	13	BLUE ASH, OH	1:01.67
:28.29 :32.48				:29.24 :32.43			
56) SNRAD, MARTHA	13	ROANOKE, VA	1:00.81	91) SANN, NINA	15	CRESCENTA-CANADA	1:01.67
:28.40 :32.41				:28.83 :32.84			
56) KAUSCHER, EMILY	17	M.E. LYONS, OH	1:00.81	93) McGUIRE, BERNETTA	12	ROANOKE, VA	1:01.71
:28.23 :32.58				:27.62 :34.09			
58) BALDASSARI, ANDRIA	16	NEWARK, DE	1:00.85	94) AGUIAR, NICOLE	16	ANNE ARUNDEL, MD	1:01.74
:28.81 :32.04				:28.40 :33.34			
59) SOPHIA, KATIE	15	SOUTH OAKLAND, MI	1:00.86	95) BISORDI, KATIE	18	BLOOMSBURG, PA	1:01.75
:28.44 :32.42				:28.67 :33.08			
60) CHENIER, MEGAN	13	GOLDSBORO, NC	1:00.88	96) WILLIAMS, LISA	15	BIRMINGHAM, MI	1:01.86
:28.26 :32.62				:29.07 :32.79			
61) LADEWSKI, KATIE	13	ANN ARBOR, MI	1:00.89	97) NAJJAR, LAURA	16	SARASOTA, FL	1:01.94
:27.99 :32.90				:28.82 :33.12			
62) GYOLAI, CATHY	16	HARFORD CO, MD	1:00.90	98) NUSBAUM, JAIME	15	RED BANK, NJ	1:02.02
:27.88 :33.02				:29.15 :32.87			
62) TURNER, JILL	16	NEWARK, DE	1:00.90	99) SUDOL, ALLYSON	16	SOMERSET VLY, NJ	1:02.05
:28.72 :32.18				:28.50 :33.55			
64) KATZ, LAUREN	14	FLUSHING YMCA, NY	1:00.94	100) BRUTZ, JESSICA	15	GTR.JOHNSTOWN, PA	1:02.13
:28.53 :32.41				:28.39 :33.74			
65) ESPINOZA, ANN	14	FANWOOD, NJ	1:00.99	101) CAREY, KATIE	15	POWEL CROSLY, OH	1:02.17
:27.96 :33.03				:28.94 :33.23			
66) RAVEN, WHITNEY	16	ANNE ARUNDEL, MD	1:01.01	102) SOKOLOWSKI, ERIKA	15	GTR.TOPEKA, KS	1:02.21
:28.51 :32.50				:29.83 :32.38			

(CONTINUED ON NEXT PAGE)

- 14 -

EVENT: 17 WOMEN'S 100 YARDS BUTTERFLY

(CONTINUED)

103)	ANDRUSKIEWICZ, AMY	15	NEWARK, DE	1:02.25	223)	PILOTO, MELISSA	15	SARASOTA, FL	1:02.69
	:28.71 :33.54					:28.99 :33.70			
104)	LADISLAW, JANINE	16	BURLINGTON, NJ	1:02.27	224)	DeMARCO, JULIE	14	ROANOKE, VA	1:02.80
	:28.67 :33.60					:29.18 :33.62			
105)	PARRISH, MOLLIE	17	FAIRFIELD, OH	1:02.28	225)	FRYER, KATHRYN	16	ANNE ARUNDEL, MD	1:02.85
	:28.83 :33.45					:29.36 :33.49			
105)	PAGELS, DEBBIE	17	RACINE, WI	1:02.28	226)	BALDWIN, REBECCA	16	VINELAND, NJ	1:02.86
	:29.20 :33.08					:29.11 :33.75			
107)	BOGUSKY, NICOLE	16	PHOENIXVILLE, PA	1:02.29	227)	KABALA, CHRISTINA	16	LAUREL HIGHLANDS	1:02.93
	:29.44 :32.85					:29.29 :33.64			
108)	SMITH, JACYNDA	18	FLINT, MI	1:02.31	228)	CASTELLI, TIFFANY	16	WESTPORT, CT	1:02.94
	:29.05 :33.26					:28.85 :34.09			
109)	TABACCHI, JENNIFER	15	N.OAKLAND CO, MI	1:02.35	229)	HIORTH, MEGAN	15	LAKELAND HILL, NJ	1:02.97
	:28.49 :33.86					:28.95 :34.02			
110)	MACARI, MOLLY	16	MCHENRY CO, IL	1:02.36	230)	YOUNG, KATIE	14	N.W.DUPAGE, IL	1:03.09
	:28.95 :33.41					:29.49 :33.60			
110)	SEVERSON, KATIE	14	COUNTRYSIDE, OH	1:02.36	231)	MARININ, DANA	13	BLOOMSBURG, PA	1:03.10
	:29.43 :32.93					:29.80 :33.30			
112)	GIRMAN, JULIA	16	BURLINGTON, NJ	1:02.37	232)	WALDBILLIG, STEPHANIE	17	POWBL CROSLY, OH	1:03.25
	:28.56 :33.81					:29.90 :33.35			
112)	SELZER, CHRISTIE	14	M.E. LYONS, OH	1:02.37	233)	COBS, EMILY	17	BATH AREA, ME	1:03.32
	:29.63 :32.74					:29.07 :34.25			
112)	PFISTERER, ANGELA	16	READING, PA	1:02.37	234)	ARNOLD, KRISTA	18	HARRISON, WV	1:03.43
	:28.97 :33.40					:28.80 :34.63			
115)	TRIEBE, NICOLE	14	NAPERVILLE, IL	1:02.49	234)	METZLER, BRIDGET	17	AUBURN, NY	1:03.43
	:29.02 :33.47					:29.31 :34.12			
116)	CAPPELLI, LAURA	13	BIRMINGHAM, MI	1:02.54	236)	BARRY, LARISSA	17	CRESCENTA-CANADA	1:03.59
	:28.65 :33.89					:29.20 :34.39			
117)	HEMMELGARN, HOLLY	18	KETTERING, OH	1:02.56	237)	FURST, KIM	15	NILES, MI	1:03.70
	:28.81 :33.75					:30.35 :33.35			
118)	ROLLINS, KATE	15	BURLINGTON, VT	1:02.63	238)	NIGH, SARAH	18	GALTON, OH	1:04.01
	:28.13 :34.50					:29.67 :34.34			
119)	NALLY, KATIE	18	RIDGEWOOD, NJ	1:02.64	239)	LOWE, KATHERINE	15	MINOT, ND	1:04.09
	:28.79 :33.85					:30.22 :33.87			
119)	MARKERT, JENNIFER	16	PHOENIXVILLE, PA	1:02.64	240)	THOLT, ELRANOR	18	BATH AREA, ME	1:04.27
	:29.32 :33.32					:29.73 :34.54			
121)	HAMILL, JAMIE	14	WESTPORT, CT	1:02.65		DAVIS, RHEA	16	ORLANDO, FL	DISQUAL
	:28.93 :33.72					:00.00 DISQUAL			
122)	NICHOLS, RUTH	13	RALBIGH, NC	1:02.67					
	:29.48 :33.19								

EVENT : 18 MEN'S 100 YARDS BUTTERFLY  
 NATIONAL RECORD :49.16 W. KEEVER RALBIGH, NC  
 QUALIFYING FOR NATIONALS :54.99

\*\*\*\*\* APRIL 9, 1997 \*\*\*\*\*  
 1988

PLACE	NAME	YEAR	TEAM	TRIALS	FINAL
CHAMPIONSHIP FINAL					
1)	MESENBURG, MIKE	18	SCHROEDER BR. WI	:50.62	:50.42
	:23.59 :26.83				
2)	GRANT, JARED	18	ORLANDO, FL	:51.04	:50.52
	:23.57 :26.95				
3)	CHENEY, NICK	17	LIMA, OH	:51.63	:50.55
	:23.64 :26.91				
4)	SLOOF, ERICH	17	NAPERVILLE, IL	:51.18	:50.60
	:23.66 :26.94				
5)	SENSENBRENNER, WILL	17	CHAMPAIGN, IL	:51.11	:50.66
	:23.85 :26.81				
6)	BOTTS, GENE	16	CENT. CHESTER CO.	:51.57	:50.70
	:23.81 :26.89				
7)	WALSH, CRAIG	18	M.E. LYONS, OH	:51.07	:50.73
	:23.65 :27.08				
8)	CORCORAN, TIMOTHY	16	WILTON, CT	:51.15	:51.23
	:24.01 :27.22				
CONSOLATION FINAL					
9)	PETERSON, AARON	17	RAPPAHANNOCK, VA	:51.79	:51.09
	:23.86 :27.23				

( CONTINUED ON NEXT PAGE )

## EVENT: 18 MEN'S 100 YARDS BUTTERFLY

(CONTINUED)

10) ZITANI, SHAWN	17	St.LUCIE CO. FL	:52.05	:51.15
:23.66 :27.49				
11) BAIMA, MICHAEL	17	GTR.TOPEKA, KS	:52.19	:51.27
:24.10 :27.17				
12) MARINE, DAVID	19	UPR MAIN LINE, PA	:51.91	:51.47
:24.27 :27.20				
13) OGLESBY, MATT	16	GENEVA LAKES, WI	:51.94	:51.72
:24.01 :27.71				
13) JACKSON, GREG	18	NAPERVILLE, IL	:52.19	:51.72
:24.30 :27.42				
13) GRADOS, MICHAEL	18	GTR.JOHNSTOWN, PA	:52.20	:51.72
:24.35 :27.37				
16) KOZYRA, NICK	15	RAHWAY, NJ	:52.12	:52.15
:24.69 :27.46				
1) MESENBOURG, MIKE	18	SCHROEDER BR. WI	:50.62	
:23.66 :26.96				
2) GRANT, JARED	18	ORLANDO, FL	:51.04	
:23.92 :27.12				
3) WALES, CRAIG	18	M.B. LYONS, OH	:51.07	
:24.19 :26.88				
4) SENSENBRENNER, WILL	17	CHAMPAIGN, IL	:51.11	
:23.97 :27.14				
5) CORCORAN, TIMOTHY	16	WILTON, CT	:51.15	
:24.22 :26.93				
6) SLOUP, ERICH	17	NAPERVILLE, IL	:51.18	
:24.12 :27.06				
7) BOTES, GENE	16	CENT.CHESTER CO.	:51.57	
:24.12 :27.45				
8) CHENEY, NICK	17	LIMA, OH	:51.63	
:24.41 :27.22				
9) PETERSON, AARON	17	RAPPAHANNOCK, VA	:51.79	
:24.12 :27.67				
10) MARINE, DAVID	19	UPR MAIN LINE, PA	:51.91	
:24.78 :27.13				
11) OGLESBY, MATT	16	GENEVA LAKES, WI	:51.94	
:24.43 :27.51				
12) ZITANI, SHAWN	17	St.LUCIE CO. FL	:52.05	
:24.08 :27.97				
13) KOZYRA, NICK	15	RAHWAY, NJ	:52.12	
:24.85 :27.27				
14) JACKSON, GREG	18	NAPERVILLE, IL	:52.19	
:24.88 :27.31				
14) BAIMA, MICHAEL	17	GTR.TOPEKA, KS	:52.19	
:24.58 :27.61				
16) GRADOS, MICHAEL	18	GTR.JOHNSTOWN, PA	:52.20	
:24.58 :27.62				
17) SKITHER, JOB	17	M.B. LYONS, OH	:52.22	
:23.96 :28.26				
18) BOATRIGT, JEFF	15	WAYNESBORO, VA	:52.29	
:24.66 :27.63				
19) TOTH, ROB	16	BLUE ASH, OH	:52.38	
:23.91 :28.47				
20) WALLACE, MATTHEW	16	N.OAKLAND CO, MI	:52.47	
:24.38 :28.09				
21) MOLARI, RICARDO	17	WESTPORT, CT	:52.54	
:24.96 :27.58				
22) ALBERT, TODD	18	PHOENIXVILLE, PA	:52.57	
:24.24 :28.33				
23) GRAVES, JAMES	15	N.W.DUPAGE, IL	:52.73	
:24.87 :27.86				
24) THOMAS, GREG	15	GAMBLE-NIPPERT, O	:52.77	
:24.62 :28.15				
25) CRAMER, JAYME	14	M.B. LYONS, OH	:52.79	
:24.65 :28.14				
26) LIMOUZE, JOHN	17	POWEL CROSLLEY, OH	:52.91	
:24.69 :28.22				
27) MARX, MIKE	17	SCHROEDER BR. WI	:52.94	
:24.83 :28.11				
28) SAYCE, TAD	16	NASHUA, NH	:52.95	
:24.45 :28.50				
29) PERRY, WARREN	16	RALEIGH, NC	:53.10	
:25.50 :27.60				
29) SCHRAGE, JOHN	18	M.B. LYONS, OH	:53.10	
:25.50 :27.60				
31) DAGGETT, MATT	16	OAK PARK, IL	:53.17	
:24.70 :28.47				
32) WILLIAMS, GRANT	15	WILTON, CT	:53.19	
:24.74 :28.45				
33) CONNORS, VINCENT	18	LAKELAND HILL, NJ	:53.23	
:24.89 :28.34				
33) LARSEN, LEVI	16	N.OAKLAND CO, MI	:53.23	
:24.69 :28.54				
35) ECONOMOV, PETER	16	RED BANK, NJ	:53.29	
:25.21 :28.08				
36) CAINES, ERIC	17	EAST HARTFORD, CT	:53.45	
:24.75 :28.70				
37) SAVEDGE, ROSS	16	SOUTHSIDE, VA	:53.57	
:25.28 :28.29				
38) FRAZIER, FORREST	16	CENT.VIRGINIA	:53.58	
:24.96 :28.62				
39) ELIASZEWSKI, MYCHAJ	17	CANANADAIGUA, NY	:53.62	
:25.06 :28.56				
40) ELLIOTT, SAM	18	St.LUCIE CO. FL	:53.68	
:24.77 :28.91				
41) FOSTER, ROBBIE	15	FRANKFORT, KY	:53.75	
:25.67 :28.08				
42) COOPER, CHRIS	14	LAKELAND HILL, NJ	:53.78	
:25.04 :28.74				
43) PETTIGREW, BUDDY	17	CENT.VIRGINIA	:53.85	
:24.68 :29.17				
44) NAGATANI, GO	17	CRESCENTA-CANADA	:53.86	
:25.43 :28.43				
45) LUHN, JEFF	16	POWEL CROSLLEY, OH	:53.99	
:24.66 :29.33				
46) TRSON, BRIAN	16	GTR.KANSAS CITY	:54.07	
:25.29 :28.78				
47) RICHARD, MATTHEW	15	DOOR COUNTY, WI	:54.08	
:25.09 :28.99				
48) CHU, EUGENE	17	CRESCENTA-CANADA	:54.09	
:25.74 :28.35				
49) O'CONNOR, STEPHAN	18	SCRANTON, PA	:54.21	
:25.44 :28.77				
50) BUREN, PAUL	16	SUMMIT AREA, NJ	:54.24	
:25.46 :28.78				
51) BRAUMIER, BILL	15	GREEN BAY, WI	:54.25	
:25.15 :29.10				
52) CAMDEN, JIMMY	16	CENT.VIRGINIA	:54.30	
:24.74 :29.56				
53) MCGOUGH, MICHAEL	16	RED BANK, NJ	:54.36	
:25.15 :29.21				
54) CUNNINGHAM, RICH	18	HUNTINGTON, WV	:54.37	
:25.32 :29.05				
55) BERTRAM, GREG	16	M.B. LYONS, OH	:54.49	
:25.66 :28.83				
56) HANLEY, CHRIS	17	ANNE ARUNDEL, MD	:54.50	
:25.18 :29.32				

( CONTINUED ON NEXT PAGE )



EVENT: 18 MEN'S 100 YARDS BUTTERFLY

(CONTINUED)

57) TSOUKATOS, PANTELIS	17	WAYNESBORO, PA	:54.55	73) PERKINS, DEREK	17	FRANKFORT, KY	:55.67
:25.24 :29.31				:25.73 :29.94			
58) ANDERSON, MATT	17	WILTON, CT	:54.63	74) PETERSON, KEVIN	17	OLD TOWN, ME	:55.94
:25.01 :29.62				:26.16 :29.78			
59) MITCHELL, ANDY	17	CLEARFIELD, PA	:54.69	74) MOTTICE, BRANDON	17	LOUISVILLE, OH	:55.94
:24.86 :29.83				:25.86 :30.08			
60) GNANN, ANDREW	17	SHADES VALLEY, AL	:54.70	76) FLYNN, BRIAN	14	TRI-VALLEY, PA	:55.95
:25.32 :29.38				:25.92 :30.03			
61) WALZ, MIKE	17	FARGO-MOORHEAD	:54.72	77) LANDA, JEREMY	15	SOUTH OAKLAND, MI	:55.97
:25.66 :29.06				:26.25 :29.72			
62) BURSTEIN, SETH	15	RAHWAY, NJ	:54.77	78) CHANDLER, DAVID	15	WILMINGTON, NC	:56.05
:24.82 :29.95				:26.09 :29.96			
63) BARKER, BRAD	17	CHAMPAIGN, IL	:54.90	79) PHILLIPS, KURT	18	BURLINGTON, NJ	:56.16
:26.05 :28.85				:25.85 :30.31			
64) KUMMER, ROBERT	15	S.Pt.WAYNE, IN	:55.08	80) MURPHY, KEVIN	18	AUBURN, NY	:56.29
:25.49 :29.59				:25.27 :31.02			
65) LOSCALZO, DOMINIC	17	W.MORRIS, NJ	:55.10	81) BAKER, PAUL	18	CORRY, PA	:56.33
:26.00 :29.10				:25.86 :30.47			
66) PLETVAREC, DAME	17	GTR.BERGEN, NJ	:55.15	82) CRUZ, DANIEL	13	DAYTONA BRACH Y	:56.53
:25.82 :29.33				:25.70 :30.83			
67) RUSSO, WILL	17	M.B. LYONS, OH	:55.18	83) BELOWICH, SEAN	17	BUTLER CO, PA	:56.59
:25.29 :29.89				:25.71 :30.88			
68) MUFALLI, MATT	15	VINELAND, NJ	:55.26	84) LASEKE, IAN	15	GAMBLE-NIPPERT, O	:56.67
:25.40 :29.86				:27.23 :29.44			
69) MARTIN, SEAN	16	BLOOMSBURG, PA	:55.33	85) PRICE, JON-MYCKLE	17	CASS COUNTY, IN	:57.23
:25.65 :29.68				:26.61 :30.62			
70) BELL, CHRIS	18	LAKELAND HILL, NJ	:55.58	86) McAULIFFE, BRENT	15	WASHINGTON CO, PA	:57.34
:26.02 :29.56				:26.16 :31.18			
71) KESSEL, BILLY	17	ANNE ARUNDEL, MD	:55.62	87) HENCH, BRIAN	18	DEFIANCE, OH	:58.68
:25.73 :29.89				:26.88 :31.80			
72) KUNZE, STEVE	17	SOMERSET HLS, NJ	:55.64	88) HOLLIDAY, NICK	17	MACOMB, MI	:58.80
:26.50 :29.14				:26.62 :32.18			

EVENT : 19 WOMEN'S 400 YARDS FREESTYLE RELAY  
 NATIONAL RECORD 3:24.28 WILTON FAMILY, CT  
 QUALIFYING FOR NATIONALS 3:46.49

\*\*\*\*\*  
 1988

APRIL 9, 1997 \*\*\*\*\*

PLACE	NAME	YEAR	TEAM	TRIALS	FINAL
CHAMPIONSHIP FINAL					
1)	WILTON, CT WOMEN			3:31.51	3:28.06
1)	DUGGAN, NICOLE	18	:25.36	3) ELLINGTON, MAGGIE	16 :24.88
			:26.32		:27.01
2)	LAWLOR, STEPHANIE	18	:25.16	4) MOORE, LAUREN	16 :24.14
			:28.52		:26.67
2)	BLOOMSBURG, PA WOMEN			3:30.32	3:29.20
1)	GARDNER, KATI	17	:25.83	3) BISORDI, KATIE	18 :25.97
			:27.89		:29.13
2)	PERRUQUET, JESSI	15	:24.16	4) WILLIAMS, STEFANIE	17 :23.86
			:26.56		:25.80
3)	SCHROEDER BR, WI WOM			3:32.66	3:30.79
1)	MICKSCHL, AMY	18	:26.02	3) PURVIS, MEGHAN	17 :25.61
			:27.03		:27.39
2)	HIGHSTROM, LINDSEY	15	:24.72	4) KELLEY, HEATHER	16 :25.31
			:27.42		:27.29
4)	M.E. LYONS WOMEN			3:33.13	3:31.81
1)	WAKKHAM, ABBY	15	:25.45	3) KEYES, SARAH	16 :25.64
			:26.96		:27.68
2)	BRSSER, EMILY	17	:24.95	4) TOMES, EMILY	15 :25.62
			:27.82		:27.69
5)	BIRMINGHAM, MI WOMEN			3:34.45	3:32.22
1)	WRIGHT, CHRISTINA	15	:25.49	3) GROTH, ELIZABETH	16 :25.09
			:28.63		:28.05
2)	KAZNECKI, LAURA	15	:25.36	4) JOHNSON, SARA	14 :24.86
			:27.59		:27.15

( CONTINUED ON NEXT PAGE )

EVENT: 19 WOMEN'S 400 YARDS FREESTYLE RELAY (CONTINUED)

6) RALEIGH, NC WOMEN			3:32.50	3:32.33
1) SODERBERG, VIRGINIA	17	:25.78	3) BAICY, SARAH	16 :25.82
		:28.01		:28.06
2) STONE, DANLEY	16	:24.96	4) ANDERSON, CAITLIN	16 :24.38
		:27.53		:27.79
7) N.W. DUPAGE, IL WOMEN			3:35.02	3:33.17
1) MILLER, DARCY	16	:26.45	3) SZWEDA, MAURKEN	16 :24.85
		:28.65		:27.63
2) BRADLEY, TERRI	15	:25.26	4) SISSENER, KRISTEN	14 :25.51
		:27.49		:27.33
8) CHESHIRE, CT WOMEN			3:34.30	3:33.90
1) IORIO, KRISTEN	14	:25.80	3) BOWMAN, SARAH	15 :25.19
		:27.65		:27.50
2) WHITCOMB, WENDY	15	:25.34	4) ENG, PATTY	15 :25.48
		:28.31		:28.63

CONSOLATION FINAL

9) HUNTINGTON, WV WOMEN			3:36.92	3:34.67
1) WEBB, MELISSA	13	:26.41	3) SCHIRMAN, JO ELLEN	17 :25.53
		:28.14		:27.97
2) CIPOLETTI, ELLEN	18	:25.66	4) OLSON, MELISSA	18 :25.34
		:28.33		:27.29
10) WESTPORT, CT WOMEN			3:36.08	3:34.73
1) MOYNIHAN, CARAGH	17	:26.04	3) FENN, MEGHAN	17 :25.44
		:28.69		:28.27
2) ROORBACH, KRISTEN	16	:25.67	4) FENN, EMILY	15 :25.22
		:27.59		:27.81
11) UPR MAIN LINE, PA WOM			3:36.68	3:34.93
1) CACCIA, EMILY	16	:26.49	3) FRASCHILLA, LINDSAY	17 :24.64
		:28.18		:27.53
2) FARROW, MEGHAN	17	:25.91	4) NELSON, KRISTIN	16 :25.32
		:28.97		:27.89
12) CHAMPAIGN, IL WOMEN			3:35.88	3:35.06
1) ANDERSON, ASHLEE	13	:25.84	3) SEARBY, ERIN	16 :26.00
		:27.83		:29.17
2) LINTON, CHANDRA	16	:26.13	4) KELLER, CHRISTINE	15 :24.48
		:29.42		:26.19
13) SARASOTA, FL WOMEN			3:36.18	3:35.18
1) WILHELM, HELENA	16	:25.78	3) SHIRLEY, ELIZABETH	13 :25.64
		:27.83		:28.61
2) CALKINS, TRICIA	17	:25.44	4) PILOTO, J.P.	17 :26.01
		:27.87		:28.00
14) RED BANK, NJ WOMEN			3:37.29	3:36.56
1) KELLY, ALLISON	16	:26.08	3) McGRATH, ERIN	17 :25.97
		:27.87		:28.00
2) HOGAN, MAGGIE	17	:26.82	4) SCHWARTZ, RACHEL	17 :25.20
		:28.91		:27.71
15) GAMBLE-NIPPERT WOMEN			3:35.83	3:36.65
1) GRIFFITH, LAUREN	15	:26.40	3) WHITE, RACHEL	18 :26.11
		:27.85		:29.59
2) SANDER, KRISTIN	17	:25.74	4) LYMAN, JENNY	15 :24.55
		:28.56		:27.85
16) OAK PARK, IL WOMEN			3:37.58	3:37.01
1) GILBERT, KATHLEEN	17	:26.13	3) BINKLEY, KARA	17 :25.54
		:28.11		:28.52
2) MICHEL, MEGAN	15	:26.34	4) LUMKES, MELISSA	16 :25.73
		:28.48		:28.16

( CONTINUED ON NEXT PAGE )

EVENT: 19 WOMEN'S 400 YARDS FREESTYLE RELAY (CONTINUED)

1) BLOOMSBURG, PA WOMEN	3:30.32	13) UPR MAIN LINE, PA WOM	3:36.68
1) GARDNER, KATI 17 :26.02	3) BISORDI, KATIE 18 :26.34	1) CACCIA, EMILY 16 :26.69	3) FRASCHILLA, LINDI17 :25.10
:28.20	:28.74	:28.80	:27.84
2) PERRUQUET, JESSI15 :24.21	4) WILLIAMS, STEFANI17 :24.16	2) FARROW, MEGHAN 17 :25.70	4) NELSON, KRISTIN 16 :25.18
:26.58	:26.07	:29.13	:28.24
2) WILTON, CT WOMEN	3:31.51	14) HUNTINGTON, WV WOMEN	3:36.92
1) DUGGAN, NICOLE 18 :25.47	3) LAWLOR, STEPHANI18 :25.23	1) WEBB, MELISSA 13 :26.62	3) SCHEIRMAN, JO ELI17 :25.67
:26.50	:28.53	:28.41	:28.66
2) MOORE, LAUREN 16 :24.60	4) SCKOLNIK, MELISSI5 :26.07	2) CIPOLETTI, ELLEN18 :26.05	4) OLSON, MELISSA 18 :25.55
:27.21	:27.90	:28.56	:27.40
3) RALEIGH, NC WOMEN	3:32.50	15) RED BANK, NJ WOMEN	3:37.29
1) SODERBERG, VIRGI17 :26.07	3) BAICY, SARAH 16 :25.75	1) MCGRATH, ERIN 17 :26.98	3) KELLY, ALLISON 16 :25.50
:27.56	:28.04	:28.22	:28.26
2) STONE, DANLEY 16 :24.87	4) ANDERSON, CAITLI16 :24.94	2) HOGAN, MAGGIE 17 :26.76	4) SCHWARTZ, RACHEL17 :25.30
:27.61	:27.66	:28.62	:27.65
4) SCHROEDER BR, WI WOM	3:32.66	16) OAK PARK, IL WOMEN	3:37.58
1) MICKSCHL, AMY 18 :26.14	3) KELLEY, HEATHER 16 :25.94	1) GILBERT, KATHLEER17 :26.25	3) BINKLEY, KARA 17 :25.86
:26.88	:27.44	:28.19	:28.93
2) HIGHSTROM, LINDSI5 :25.04	4) PETRIC, SARA 13 :25.37	2) MICHEL, MEGAN 15 :25.94	4) LUMKES, MELISSA 16 :25.64
:27.77	:28.08	:28.79	:27.98
5) M.E. LYONS WOMEN	3:33.13	17) SPARTANBURG, SC WOM	3:37.66
1) WAKEHAM, ABBY 15 :25.39	3) KEYES, SARAH 16 :25.97	1) BOURGEOIS, AMANDI5 :26.04	3) BALLENGER, EMILY16 :26.00
:27.06	:28.46	:28.47	:28.43
2) BRESSER, EMILY 17 :24.94	4) TOMBS, EMILY 15 :25.47	2) CHAPMAN, JANE 16 :26.60	4) ADAMS, KRISTEN 17 :24.99
:27.87	:27.97	:29.31	:27.82
6) CHESHIRE, CT WOMEN	3:34.30	18) N.OAKLAND CO, MI WOM	3:37.89
1) IORIO, KRISTEN 14 :25.46	3) KING, PATTY 15 :25.39	1) CHUNG, JESSICA 17 :25.65	3) JOHNSON, LINDSAY16 :26.40
:28.59	:29.24	:28.66	:28.28
2) WHITCOMB, WENDY 15 :25.15	4) BOWMAN, SARAH 15 :24.91	2) MacDONALD, JENNI17 :17.29	4) SPIRO, ERIN 15 :25.73
:28.26	:27.30	:37.49	:28.39
7) BIRMINGHAM, MI WOMEN	3:34.45	19) MACOMB, MI WOMEN	3:37.90
1) WRIGHT, CHRISTINI5 :25.78	3) GROTH, ELIZABETH16 :25.54	1) CONGER, SARAH 17 :25.74	3) KWIAATEK, EVA 18 :25.61
:28.67	:28.38	:27.57	:28.96
2) KAZNECKI, LAURA 15 :26.09	4) JOHNSON, SARA 14 :25.15	2) MAUL, HEATHER 17 :26.20	4) LEONARD, JACY 17 :25.12
:27.73	:27.11	:30.67	:28.03
8) N.W.DUPAGE, IL WOMEN	3:35.02	20) NAPERVILLE, IL WOMEN	3:38.11
1) SZWEDA, MAUREEN 16 :25.90	3) BRADLEY, TERRI 15 :25.49	1) WYTTOWYCH, DEE D15 :26.02	3) BRINGSTON, ANGIE 18 :25.01
:27.58	:28.15	:28.03	:29.03
2) MILLER, DARCY 16 :26.22	4) SISSENER, KRISTE14 :25.47	2) CHANG, CHRISTINE14 :25.45	4) O'FALLON, SARA 16 :26.13
:28.58	:27.63	:29.65	:28.79
9) GAMBLE-NIPPERT WOMEN	3:35.83	21) SUMMIT AREA, NJ WOM	3:38.25
1) GRIFFITH, LAUREN15 :26.14	3) WHITE, RACHEL 18 :26.03	1) SLONAKER, KATE 16 :25.65	3) QUETEL, RENEE 15 :26.30
:27.76	:29.19	:27.16	:28.32
2) SANDER, KRISTIN 17 :26.11	4) LYMAN, JENNY 15 :24.71	2) YOCCO, MIA 16 :25.53	4) SINGLER, MAGGIE 17 :25.87
:28.41	:27.48	:29.50	:29.92
10) CHAMPAIGN, IL WOMEN	3:35.88	22) RAPPAHANNOCK WOMEN	3:38.52
1) KELLER, CHRISTINI5 :25.39	3) SEARBY, ERIN 16 :26.12	1) CLEAVER, CHRISTI16 :26.52	3) HANSBROUGH, MARI15 :25.78
:27.06	:28.84	:29.11	:28.83
2) LINTON, CHANDRA 16 :26.56	4) ANDERSON, ASHLEE13 :25.06	2) BLACKWELL, TRISH13 :25.81	4) JONES, TAMARA 15 :25.98
:29.38	:27.47	:28.14	:28.35
11) WESTPORT, CT WOMEN	3:36.08	23) WILMINGTON, NC WOMEN	3:38.71
1) MOYNIHAN, CARAGH17 :25.88	3) FENN, MEGHAN 17 :25.76	1) CURRAN, CAROLINE15 :26.18	3) GEORGE, SARAH 16 :26.16
:28.24	:28.15	:27.66	:28.31
2) ROORBACH, KRISTE16 :25.66	4) FENN, EMILY 15 :25.71	2) HONMA, KRISTEN 15 :26.72	4) HUGHES, MARGARET14 :25.86
:27.92	:28.76	:28.53	:29.29
12) SARASOTA, FL WOMEN	3:36.18	24) ANNE ARUNDEL, MD WOM	3:38.82
1) WILHELM, HELENA 16 :25.85	3) SHIRLEY, ELIZABE13 :25.64	1) AGUIAR, NICOLE 16 :26.94	3) SCHAFFER, SARAH 15 :25.55
:28.26	:28.54	:28.88	:28.19
2) CALKINS, TRICIA 17 :25.76	4) PILOTO, J.P. 17 :25.86	2) DiBLASI, KATIE 16 :26.71	4) SYKES, ERIN 17 :25.46
:28.17	:28.10	:29.03	:28.06

( CONTINUED ON NEXT PAGE )

EVENT: 19 WOMEN'S 400 YARDS FREESTYLE RELAY (CONTINUED)

25) WINSTON-SALEM, NC WOM	3:39.27	37) NEW CANAAN, CT WOMEN	3:42.18
1) ANDREWS, MEGAN 15	:27.30	1) HAWES, KATIE 17	:26.79
	:29.12		:29.56
2) PARKS, CATHERINE 14	:26.14	2) LIBERTINY, TIMRA 16	:26.52
	:28.77		:29.50
		3) ZARRILLI, MICHELLE 17	:26.36
			:29.10
		4) FRISBEE, MEGANNE 15	:25.39
			:28.96
26) POWEL CROSLY WOMEN	3:39.69	38) SOMERSET VLY, NJ WOM	3:42.35
1) BROXTERMAN, AMY 14	:26.66	1) DELLAVALLE, ASHL 14	:26.23
	:28.93		:28.67
2) MYERS, HEATHER 17	:26.43	2) SUDOL, ALLYSON 16	:27.04
	:27.80		:30.00
		3) TURNAGE, JAMIE 17	:26.52
			:29.60
		4) MILLER, CHRISSY 13	:26.13
			:28.16
27) PARKERSBURG, WV WOM	3:39.70	38) KETTERING, OH WOMEN	3:42.35
1) ALT, CATHY 16	:27.29	1) WOBSSNER, SUSAN 16	:26.46
	:28.85		:29.46
2) BARTOSZEK, JANE 15	:25.91	2) JONES, KELLY 14	:25.65
	:29.13		:28.54
		3) FIDEN, SARAH 15	:26.26
			:29.64
		4) HEMMELGARN, HOLLIE 18	:26.45
			:29.89
28) ANN ARBOR, MI WOMEN	3:39.71	40) SOMERSET, NJ WOMEN	3:42.41
1) BEDOLLA, LINDSAY 14	:26.69	1) MEYERS, JULIE 16	:26.00
	:28.54		:28.52
2) TINNEY, KRISTEN 14	:26.35	2) SCHEPPKE, KATE 17	:26.20
	:29.02		:28.69
		3) HELWIG, REBBCCA 13	:26.95
			:29.69
		4) HELWIG, MEGHAN 16	:27.04
			:29.32
29) HARFORD CO, MD WOMEN	3:40.11	41) READING, PA WOMEN	3:42.79
1) GOODWIN, BETH 17	:26.38	1) BELLAIRS, SHANA 17	:26.81
	:28.30		:28.65
2) YONYCH, MEGAN 14	:25.78	2) PFISTERER, ANGEL 16	:26.95
	:28.98		:29.85
		3) HELM, ALYSSA 15	:26.37
			:29.50
		4) MASSARO, MARCIE 18	:26.13
			:28.53
30) S.E. GRAND RAPIDS, MI	3:40.13	42) BLUE ASH WOMEN	3:42.88
1) SEXTON, KELLY 15	:26.57	1) URSINI, JILL 13	:27.37
	:28.56		:28.50
2) MCKENZIE, ELLEN 14	:26.35	2) KAIL, MELANIE 17	:26.43
	:29.78		:29.39
		3) McFERRAN, JESSIE 14	:27.23
			:30.18
		4) JARJOSA, JENNY 17	:25.79
			:27.99
31) FLUSHING YMCA, NY WOM	3:40.71	43) McHENRY CO, IL WOMEN	3:43.05
1) MADONIA, CLAIRE 18	:27.18	1) SANDELL, JACKIE 18	:26.69
	:28.69		:28.43
2) CARROLL, ERICA 17	:26.16	2) RUNFT, LINDSAY 18	:27.05
	:28.28		:30.64
		3) METROPULOS, STACI 17	:26.09
			:29.81
		4) WISNIEWSKI, HOLLIE 16	:26.10
			:28.24
32) LIMA, OH WOMEN	3:41.14	44) GAITHERSBURG WOMEN	3:43.28
1) CHENEY, ADDIE 16	:26.69	1) SCHERRER, JESSICA 16	:26.87
	:28.83		:29.65
2) KOHLI, HEATHER 17	:26.39	2) YEH, LINDA 18	:27.21
	:29.36		:30.23
		3) HARMOR, TRAGAN 14	:26.32
			:29.28
		4) DOUGLAS, CAROLIN 17	:25.51
			:28.21
33) APPLETON, WI WOM	3:41.20	45) SOUTHSIDE, VA WOMEN	3:43.30
1) BROCK, LESLIE 16	:26.94	1) MOSHER, CHERRIE 15	:27.46
	:28.87		:29.44
2) GUSTAFSON, SHANNI 16	:26.20	2) GILL, ANNIE 15	:25.46
	:30.18		:28.97
		3) ANDREWS, JAMIE 15	:26.83
			:30.72
		4) GRIFFIN, JENNIFER 18	:25.89
			:28.53
34) CENT. VIRGINIA WOMEN	3:41.46	46) OSWEGO, NY WOMEN	3:43.61
1) MARSH, JORDAN 16	:25.97	1) COTTER, TRACY 16	:26.18
	:28.88		:28.88
2) CLARK, ABBY 17	:25.83	2) AUCLAIR, MELANIE 17	:26.77
	:29.19		:29.37
		3) BERNREUTHER, MIC 15	:27.24
			:30.82
		4) DELIA, ABBY 15	:25.14
			:29.21
35) MISSOURI VLY, ND WOM	3:41.51	47) METRO MADISON, WI WOM	3:43.90
1) JUNDT, AMY 17	:26.59	1) LIBEMANN, KATIE 14	:27.42
	:29.29		:29.16
2) HAUNZ, LISA 16	:25.82	2) BANNER, STEPHANI 14	:26.90
	:28.69		:29.33
		3) FLETCHER, ALLISO 14	:27.17
			:29.62
		4) DEWINKEL, MADEIRA 16	:25.24
			:29.06
36) GTR. TOPEKA, KS WOMEN	3:41.59	48) FRANKFORT, KY WOMEN	3:43.91
1) MERRIAM, KATIE 15	:26.14	1) POSTER, ELIZABET 12	:26.94
	:27.87		:30.05
2) DUDLEY, KELLI 15	:26.09	2) CARY, BETH 17	:26.83
	:28.40		:30.79
		3) McCAULEY, MERRIDI 16	:27.29
			:29.81
		4) ZERHUSEN, MEGAN 17	:24.96
			:27.24

( CONTINUED ON NEXT PAGE )

EVENT: 19 WOMEN'S 400 YARDS FREESTYLE RELAY (CONTINUED)

49) OLD TOWN, WOMEN 1) KOVENOCK, KATE 14 :26.60 :28.23 2) SPRINGER, TRISTA16 :26.59 :30.24	3) CYR, BECKY 18 :27.37 :31.14 4) KOVENOCK, SARAH 17 :25.93 :28.05	3:44.15	61) PHOENIXVILLE, PA WOM 1) McVEY, LAURA 13 :26.54 :28.83 2) KARPOWICZ, SARAH13 :27.15 :30.10	3) BOGUSKY, NICOLE 16 :27.62 :29.70 4) KOPISECKI, MEGA15 :27.13 :29.99	3:47.06
50) LAKELAND HILL, NJ WOM 1) TUTSCHEK, ELIZAB14 :27.23 :29.93 2) HIORTH, MEGAN 15 :26.77 :29.56	3) MCKENZIE, KATIE 16 :25.61 :29.87 4) WOYNEROWSKI, CAR17 :26.22 :29.12	3:44.31	62) MINOT, ND WOMEN 1) HOLLAND, KATE 16 :27.31 :30.02 2) SKARSGARD, HOLLY18 :27.62 :29.63	3) LOWE, JENNIFER 17 :26.75 :29.57 4) BURCKHARD, MARIE17 :26.83 :29.57	3:47.30
51) ROANOKE, VA WOMEN 1) MCGUIRE, BERNETT12 :26.58 :29.86 2) SNEAD, MARTEA 13 :26.25 :29.62	3) MCKINNEY, KARA 14 :27.76 :30.19 4) SPRADLIN, JAMIE 15 :26.24 :28.69	3:45.19	63) WAYNESBORO, PA WOMEN 1) BOWER, KATHY 16 :26.89 :30.19 2) SHANK, JENNIFER 13 :26.93 :31.06	3) STOUFFER, STACIA14 :27.45 :30.51 4) CARROLL, EMILY 13 :25.62 :28.75	3:47.40
52) MONTCLAIR, NJ WOMEN 1) ASHENFELTER, LYN14 :27.69 :28.76 2) WALSH, KELLY 15 :27.85 :29.46	3) KNOX, SUSANNAH 13 :26.92 :30.58 4) HECKING, KELLY 17 :25.82 :28.33	3:45.41	64) NEWARK, DE WOMEN 1) MCGILLEN, KATIE 13 :27.76 :30.90 2) BALDASSARI, ANDR16 :27.17 :29.22	3) ANDRUSKIEWICZ, AIS :27.19 :30.12 4) TURNER, JILL 16 :26.27 :29.12	3:47.75
53) FRANKLIN, PA WOMEN 1) ARMBURGER, AMAND15 :27.48 :29.93 2) JUNKIN, GWYNNE 17 :27.80 :30.77	3) WILKINSON, JILL 17 :25.17 :27.59 4) FINDLAN, KATIE 17 :27.50 :29.52	3:45.76	65) SAN PEDRO, CA WOMEN 1) MISTELE, SARAH 16 :27.18 :29.19 2) COLICH, TRESSA 16 :27.23 :30.70	3) PAK, ALICE 16 :27.03 :29.85 4) MOSLER, LAUREN 16 :26.58 :30.28	3:48.04
54) LEBANON, PA WOMEN 1) EMENHEISER, KARL18 :27.57 :29.68 2) PETERS, ADRIENNE15 :27.05 :29.97	3) VRANESIC, MARSEN13 :26.34 :29.62 4) MacDONALD, MEGAN18 :25.95 :29.78	3:45.96	66) BURLINGTON, NJ WOMEN 1) VENEZIALE, LAURA16 :27.54 :30.55 2) GIRMAN, JULIA 16 :26.53 :29.50	3) DILL, BECKY 18 :27.40 :31.14 4) GARDINER, LINDSA16 :26.45 :29.09	3:48.20
55) BATH AREA, ME WOMEN 1) ALCAIDE, KATRINE15 :25.58 :28.95 2) COBS, EMILY 17 :27.63 :29.84	3) THOET, ELIZA 18 :26.61 :28.99 4) THOET, ELEANOR 18 :27.78 :30.66	3:46.04	67) BOYERTOWN, PA WOMEN 1) KROH, COURTNEY 15 :27.57 :29.55 2) CENTRELLA, KATIE15 :28.01 :30.72	3) SCHOCK, MARY 16 :27.52 :30.89 4) CARD, NICHOLE 18 :25.93 :28.07	3:48.26
56) CORTLAND, NY WOMEN 1) ARMSTRONG, MEGAN15 :27.45 :29.79 2) NELSON, BRITT 13 :26.92 :30.02	3) McMAHON, CARLY 15 :27.16 :30.31 4) NELSON, CARIN 16 :25.46 :29.15	3:46.26	68) KNOX COUNTY Y, IL WOM 1) GALLOWAY, ANGIE 16 :27.62 :30.67 2) BELL, AMY 16 :26.89 :30.54	3) HULICK, DANIELLE14 :25.26 :27.19 4) McCAMMON, KATY 16 :27.97 :32.19	3:48.33
57) PIEDMONT, VA WOMEN 1) REDMON, ALLISON 17 :27.57 :29.08 2) HAYES, KATHERINE15 :28.01 :30.89	3) McDONALD, ADRIE 18 :27.16 :30.51 4) MOSCA, LAURA 15 :27.78 :27.85	3:46.28	69) EASTSIDE, WA WOM 1) LINKER, ABBY 13 :27.66 :29.89 2) LAMBERT, LINDSAY13 :27.58 :30.69	3) HASEGAWA, MAYUMI13 :27.19 :30.49 4) RAWLINGS, CRYSTA13 :25.81 :29.36	3:48.67
58) FAIRFIELD, OH WOMEN 1) REYNOLDS, MICHEL14 :27.01 :28.91 2) GENENBACHER, KEN18 :26.48 :29.83	3) MILLER, DANIELLE15 :26.94 :30.32 4) PARRISH, MOLLIE 17 :26.99 :29.85	3:46.33	70) LAUREL HIGHLANDS WOM 1) BRUZDA, KATIE 15 :27.22 :30.34 2) KABALA, CHRISTINI16 :27.96 :31.07	3) WEEKS, ABBY 16 :27.75 :30.80 4) BANKOVICH, BETHA14 :26.23 :29.69	3:51.06
59) HAGERSTOWN, MD WOMEN 1) REISENWEBER, ELIZ18 :26.08 :29.27 2) ROCHBECK, ALEXIS 17 :27.87 :30.66	3) SAPPKY, LISA 13 :26.45 :30.02 4) WOODSMALL, LAUR15 :26.04 :30.29	3:46.68	71) COUNTRYSIDE, OH WOM 1) SEVERSON, KATIE 14 :27.04 :29.00 2) KEEVER, BRANDY 14 :26.56 :28.84	3) McLOUGHLIN, KATE14 :29.79 :33.12 4) HAYASHI, MAROMI 17 :27.87 :30.42	3:52.64
60) DAYTONA BEACH Y WOM 1) BABCOCK, LINDSKY13 :27.10 :30.30 2) WATSON, ELIZABET13 :27.19 :30.04	3) URQUHART, KATIE 13 :26.74 :29.55 4) LOCHTE, MEGAN 17 :26.15 :29.63	3:46.70	ORLANDO, FL WOMEN 1) WATKINS, CHRISTY15 :00.00 :00.00 2) BOSEVSKA, MIRJANI5 :00.00 :00.00	3) NICKSON, NATALIE16 :00.00 :00.00 4) LIZZILO, JESSICA15 :00.00 DISQUAL	DISQUAL

( CONTINUED ON NEXT PAGE )

EVENT: 19 WOMEN'S 400 YARDS FREESTYLE RELAY (CONTINUED)

HAMILTON, NJ WOMEN		DISQUAL	
1) NEMETH, PAM	16	3) LOWE, MOLLY	17
	:27.69		:26.86
	:29.67		:29.54
2) BEESE, JENNIFER	17	4) WILLIAMS, CHRISTI	15
	:26.53		:25.15
	:28.90		DISQUAL

EVENT : 20 MEN'S 400 YARDS FREESTYLE RELAY \*\*\*\*\* APRIL 9, 1997 \*\*\*\*\*  
 NATIONAL RECORD 3:03.68 RALEIGH, NC 1988  
 QUALIFYING FOR NATIONALS 3:23.49

PLACE	NAME	YEAR	TEAM	TRIALS	FINAL
CHAMPIONSHIP FINAL					
1)	UPP MAIN LINE, PA MEN			3:09.90	3:06.35
1)	MARINE, DAVID	19		:22.98	:22.33
				:24.04	:24.65
2)	CLARK, JAFFREY	16		:22.27	:21.03
				:25.02	:24.03
2)	LAKELAND HILL, NJ MEN			3:11.08	3:07.45
1)	FERGUSON, ANDREW	18		:22.62	:22.11
				:24.46	:24.45
2)	HERSH, DAVID	15		:22.53	:21.93
				:25.12	:24.23
3)	ANN ARBOR, MI MEN			3:10.50	3:08.02
1)	BURKE, JAMIE	17		:23.52	:22.73
				:25.34	:24.90
2)	CUBBERLY, RAY	16		:21.89	:20.88
				:24.96	:23.80
4)	N.OAKLAND CO, MI MEN			3:09.37	3:08.52
1)	BENORE, AARON	16		:22.92	:22.55
				:25.46	:25.49
2)	LAM, RANDY	14		:22.82	:21.08
				:24.66	:23.54
5)	SCHROEDER BR, WI MEN			3:09.46	3:09.39
1)	MESSENBURG, MIKE	18		:22.80	:22.18
				:24.77	:24.96
2)	BUTLER, GRANT	18		:21.68	:23.53
				:24.16	:25.31
6)	M.E. LYONS MEN			3:11.21	3:10.00
1)	WALE, CRAIG	18		:23.15	:22.12
				:24.97	:24.93
2)	KIRK, JOHN	18		:22.78	:22.55
				:25.18	:24.32
7)	NAPERVILLE, IL MEN			3:12.12	3:10.56
1)	SMYSER, TIM	18		:22.64	:23.38
				:25.70	:25.77
2)	JACKSON, GREG	18		:21.95	:21.59
				:25.14	:24.39
8)	WILTON, CT MEN			3:12.31	3:11.84
1)	WELLS, STEPHEN	16		:23.39	:22.98
				:25.21	:25.87
2)	SHEVCHIK, DANIEL	16		:22.84	:21.94
				:25.13	:24.48
CONSOLATION FINAL					
9)	N.W.DUPAGE, IL MEN			3:13.62	3:11.31
1)	KELLY, ROB	18		:23.51	:22.90
				:24.50	:25.11
2)	OLSZEWSKI, CHRIS	15		:22.89	:22.18
				:25.46	:24.76

( CONTINUED ON NEXT PAGE )

EVENT: 20 MEN'S 400 YARDS FRBESTYLE RELAY (CONTINUED)

10) CHAMPAIGN, IL MEN		3:13.56		3:11.96
1) SCHMIDT, NICK	18	:23.74	3) BARKER, BRAD	17 :23.35
		:25.90		:25.24
2) REYNOLDS, ADAM	16	:22.81	4) SENSENBRENNER, WILL	17 :21.77
		:25.30		:23.85
11) RALEIGH, NC MEN		3:12.85		3:12.24
1) TWELLMAN, CHRIS	15	:23.71	3) SUTHERLAND, DAVE	17 :23.30
		:24.98		:25.98
2) DRAN, JOHN	14	:22.35	4) BAICY, JOB	16 :21.94
		:25.26		:24.72
12) RED BANK, NJ MEN		3:14.11		3:12.27
1) CHIARAVALLOTTI, VITO	16	:22.58	3) ECONOMOV, PETER	16 :22.72
		:25.24		:25.69
2) MCGOUGH, MICHAEL	16	:22.58	4) ALBERT, DARYL	16 :22.66
		:25.75		:25.05
13) CENT. VIRGINIA MEN		3:12.54		3:12.62
1) PETTIGREW, BUDDY	17	:23.06	3) MABERY, AARON	15 :22.56
		:25.72		:25.43
2) CHIPLEY, HUNT	17	:22.61	4) FRANKFORT, PATRICK	16 :22.75
		:25.23		:25.26
14) SAN PEDRO, CA MEN		3:12.57		3:12.63
1) SOTO, CARLOS	16	:23.17	3) IGNACIO, PHILLIP	18 :22.22
		:24.68		:25.41
2) TAKAHASHI, JO	15	:23.73	4) SCHWENDINGER, TODD	16 :22.43
		:26.03		:24.96
15) CENT. CHESTER CO. MEN		3:12.69		3:12.76
1) GLODEK, JOHN	18	:23.09	3) CALIO, MIKE	18 :23.02
		:25.88		:25.33
2) SULLIVAN, BRANDON	17	:22.74	4) BOTES, GENE	16 :22.70
		:25.19		:24.81
16) FLUSHING YMCA, NY MEN		3:14.10		3:13.84
1) YEUNG, KENT	17	:23.89	3) KRIM, JEFF	17 :22.94
		:25.38		:25.61
2) DELLAGIOVANNA, RICARDI	19	:22.57	4) FRENEY, GERARD	17 :21.96
		:25.94		:25.55
1) N. OAKLAND CO, MI MEN		3:09.37	5) LAKE LAND HILL, NJ MEN	3:11.08
1) VANDERKAAAY, CHRIS	15	:23.23	1) GROSS, MICHAEL	16 :23.34
		:25.26		:25.21
2) LAM, RANDY	14	:22.97	2) HERSH, DAVID	15 :22.80
		:25.18		:25.15
3) JUNE, STEPHEN	16	:22.93	3) CONNORS, VINCENT	18 :22.50
		:24.92		:24.97
4) SCUSSEL, MARIO	17	:21.43	4) POLLOCK, JASON	17 :21.92
		:23.45		:25.19
2) SCHROEDER BR, WI MEN		3:09.46	6) M.E. LYONS MEN	3:11.21
1) MISENBURG, MIKE	18	:22.56	1) HAUSLADEN, DAVID	17 :23.48
		:24.46		:25.39
2) BUTLER, GRANT	18	:22.26	2) SEITHER, JOE	17 :22.60
		:24.20		:24.84
3) MARX, MIKE	17	:22.54	3) KIRK, JOHN	18 :23.05
		:24.81		:24.58
4) BURRALL, GRANT	18	:23.19	4) GUSTIN, REID	17 :22.72
		:25.44		:24.55
3) UPP MAIN LINE, PA MEN		3:09.90	7) NAPERVILLE, IL MEN	3:12.12
1) CLARK, JAFFREY	16	:23.29	1) SMYSER, TIM	18 :22.83
		:25.19		:25.65
2) SCANLON, JOHN	17	:22.55	2) JACKSON, GREG	18 :22.23
		:25.48		:25.34
3) SOCHA, MIKE	17	:21.97	3) GUELDELHOEFER, CHAI	16 :23.72
		:25.65		:25.34
4) SIEBERT, MARK	16	:21.19	4) SLOUF, ERICH	17 :22.53
		:24.58		:24.48
4) ANN ARBOR, MI MEN		3:10.50	8) WILTON, CT MEN	3:12.31
1) MESSNER, ADAM	18	:22.05	1) WELLS, STEPHEN	16 :23.49
		:23.95		:25.19
2) BURKE, JAMIE	17	:22.80	2) CORCORAN, TIMOTHY	16 :22.06
		:25.26		:24.72
3) CUBBERLY, RAY	16	:22.48	3) SHEVCHIK, DANIEL	16 :22.97
		:25.41		:25.07
4) HACK, JOSH	15	:23.13	4) ZAFFARONI, MICHAEL	17 :23.08
		:25.42		:25.73

( CONTINUED ON NEXT PAGE )

EVENT: 20 MEN'S 400 YARDS		FREESTYLE RELAY		(CONTINUED)	
9) CENT. VIRGINIA MEN		3:12.54		21) S.E. GRAND RAPIDS, MI	3:14.51
1) PETTIGREW, BUDDY 17	:23.34	3) MABERY, AARON 15	:22.16	1) SOET, SAM 16	:23.77
	:25.55		:25.43		:25.97
2) CHIPLEY, HUNT 17	:22.93	4) FRANKFORT, PATRI 16	:23.05	2) SNAPPER, JEFF 17	:22.45
	:25.10		:24.98		:25.68
10) SAN PEDRO, CA MEN		3:12.57		22) POWEL CROSLY MEN	3:14.53
1) SOTO, CARLOS 16	:23.15	3) TAKAHASHI, JO 15	:23.63	1) HOSTERMAN, PHIL 17	:23.18
	:24.57		:26.20		:25.77
2) IGNACIO, PHILLIP 18	:22.28	4) SCHWENDINGER, TO 16	:22.45	2) LIMOUZE, JOHN 17	:23.34
	:25.32		:24.97		:25.64
11) CENT. CHESTER CO. MEN		3:12.69		23) BIRMINGHAM, MI MEN	3:14.68
1) GLODEK, JOHN 18	:23.44	3) CALIO, MIKE 18	:22.89	1) GROTH, CHRISTIAN 14	:24.38
	:25.74		:25.63		:26.12
2) SULLIVAN, BRANDO 17	:22.82	4) BOTES, GENE 16	:22.32	2) STUDDT, MICHAEL 14	:23.70
	:25.16		:24.69		:25.62
12) RALEIGH, NC MEN		3:12.85		24) HUNTINGTON, WV MEN	3:14.87
1) TWELLMAN, CHRIS 15	:23.50	3) PERRY, WARREN 16	:23.22	1) CUNNINGHAM, RICH 18	:23.84
	:25.41		:25.88		:25.17
2) DEAN, JOHN 14	:22.38	4) BAICY, JOB 16	:22.31	2) LAMBERT, DAVE 15	:23.75
	:25.28		:24.87		:27.07
13) CHAMPAIGN, IL MEN		3:13.56		25) OAK PARK, IL MEN	3:14.93
1) SCHMIDT, NICK 18	:24.16	3) BARKER, BRAD 17	:23.28	1) DAGGETT, MATT 16	:23.62
	:25.66		:25.22		:24.91
2) REYNOLDS, ADAM 16	:23.11	4) SENSENBRENNER, W 17	:22.51	2) DAGGETT, JAMIE 15	:23.28
	:25.40		:24.22		:25.46
14) N.W. DUPAGE, IL MEN		3:13.62		25) FAIRFIELD, OH MEN	3:14.93
1) SCHWINGEN, TOM 15	:23.27	3) KELLY, ROB 18	:22.99	1) DISSEL, LOUIS 17	:23.02
	:26.68		:24.74		:24.64
2) ANDERSON, MARC 18	:23.46	4) CARLSON, TIM 17	:22.61	2) RIEBEL, MARK 16	:22.74
	:25.50		:24.37		:24.63
15) FLUSHING YMCA, NY MEN		3:14.10		27) WESTPORT, CT MEN	3:15.28
1) YOUNG, KENT 17	:24.07	3) KBIM, JEFF 17	:23.00	1) YACCO, MATTHEW 16	:23.58
	:25.39		:25.37		:25.49
2) DELLAGIOVANNA, RI 19	:23.09	4) FRENEY, GERARD 17	:22.20	2) RILEY, TIMOTHY 17	:23.35
	:25.50		:25.48		:26.67
16) RED BANK, NJ MEN		3:14.11		28) BOISE, ID MEN	3:15.40
1) ALBERT, DARYL 16	:23.28	3) BCONOMOV, PETER 16	:23.56	1) ALLEN, QUINT 17	:23.27
	:25.58		:25.98		:24.64
2) CHIARAVALLI, VI 16	:22.18	4) MCGOUGH, MICHAEL 16	:22.92	2) ROSS, DANE 14	:24.08
	:24.87		:25.74		:25.78
17) GTR. JOHNSTOWN, PA MEN		3:14.14		29) POTTSTOWN, PA MEN	3:15.54
1) GRADOS, MICHAEL 18	:23.58	3) GILES, CHRIS 17	:23.52	1) MCCARTIN, CHARLI 16	:23.64
	:25.73		:25.99		:26.08
2) ANDERSON, SHAWN 18	:23.06	4) REBUCK, NATHAN 17	:21.96	2) FRONHEISER, ADAM 17	:23.03
	:25.83		:24.47		:26.53
18) APPLETON, WI MEN		3:14.29		30) PARKERSBURG, WV MEN	3:15.97
1) SHILT, AARON 16	:23.84	3) BONNELL, JOHN 17	:22.56	1) NORTHRUP, TOM 17	:23.79
	:25.26		:25.47		:25.87
2) PHEIL, NATAN 14	:23.42	4) FORREST, CHRIS 17	:22.42	2) RAMSEY, SEAN 16	:22.21
	:26.36		:24.96		:24.59
19) SARASOTA, FL MEN		3:14.43		31) GAMBLE-NIPPERT MEN	3:16.65
1) RUSTHOVEN, KYLE 17	:22.11	3) HERRINGTON, MICH 17	:23.82	1) MURPHY, BRENDAN 16	:23.55
	:24.15		:25.28		:26.48
2) PISCOPO, FRANK 15	:22.96	4) MITCHELL, ANDREW 17	:23.93	2) COMER, KEVIN 18	:23.66
	:26.22		:25.96		:25.89
20) ORLANDO, FL MEN		3:14.45		32) FRANKFORT, KY MEN	3:16.93
1) GRANT, JARED 18	:23.32	3) GRANT, RASSAN 14	:23.83	1) FOSTER, ROBBIE 15	:24.19
	:24.57		:26.11		:24.93
2) HORNER, MATT 16	:22.96	4) RAMIREZ, LEO 18	:23.28	2) DABE, SHAWN 16	:22.79
	:25.21		:25.17		:25.33
				3) KRING, ADAM 16	:24.11
					:27.04
				4) DUNN, JARED 16	:23.51
					:25.03

( CONTINUED ON NEXT PAGE )



EVENT: 20 MEN'S 400 YARDS FREESTYLE RELAY (CONTINUED)

33) SOMERSET, NJ MEN 1) ARMSTRONG, SCOTT 17 :24.63 2) BARFUSS, RICHARD 16 :23.60 :26.17	3) RYAN, SEAN 17 :22.99 4) LAM, ALLEN 15 :24.10 :25.49	45) WILMINGTON, NC MEN 1) SOKOLOFSKY, DAVI 15 :23.20 2) ALLEN, BRIAN 16 :24.11 :26.51	3) NETHERCUTT, JACK 18 :23.44 4) CHANDLER, DAN 17 :24.66 :26.65
34) HAMILTON, NJ MEN 1) SWANEY, DWIGHT 15 :24.33 2) BROTMAN, MARC 18 :23.20 :26.78	3) BENCIVENGO, DREW 16 :23.23 4) BOTHEM, DAVID 16 :22.85 :25.19	46) LIMA, OH MEN 1) BRICKNER, JEFF 15 :24.39 2) CHERNEY, NICK 17 :22.04 :24.47	3) FIRST, GLENN 18 :24.03 4) KOHLI, IAN 15 :24.90 :27.11
35) SPRINGFIELD, OH MEN 1) SWONGER, ANDY 13 :23.40 2) GABBARD, SCOTT 16 :23.60 :27.14	3) HARNER, MATT 18 :23.10 4) DEBOO, ERACH 18 :22.59 :25.94	47) BETHLEHEM, PA MEN 1) ALBECK, CHRISTOP 16 :24.29 2) LONG, TODD 14 :25.07 :27.23	3) NIGHAN, JUSTIN 16 :23.36 4) HARTING, MATTHEW 18 :22.16 :24.44
36) BURLINGTON, NJ MEN 1) PHILLIPS, KURT 18 :23.75 2) GUYON, ED 17 :23.46 :26.16	3) SZUREK, STEVE 18 :23.16 4) GIRMAN, ANDREW 17 :23.26 :26.11	48) St. LUCIE CO. FL MEN 1) ZITANI, SHAUN 17 :22.23 2) ELLIOTT, SAM 18 :23.38 :27.36	3) HOOVER, WACO 17 :24.07 4) HOOVER, WYATT 15 :23.62 :27.05
37) GAITHERSBURG MEN 1) MERRILL, DANIEL 16 :24.14 2) VERMILLION, BRIAN 18 :23.84 :26.21	3) NALESZKIEWICZ, K15 :23.63 4) HARMOR, TRAVIS 16 :22.89 :25.36	49) BUTLER CO, PA MEN 1) WILSON, ADAM 18 :23.63 2) VIATORI, BEN 17 :24.35 :27.40	3) BELOWICH, SEAN 17 :24.18 4) PLATT, JEFF 18 :23.15 :25.78
38) RAPPAHANNOCK, VA MEN 1) LOVERDI, JASON 15 :24.30 2) PYLE, DANNY 17 :24.85 :27.32	3) PETERSON, AARON 17 :22.08 4) LANG, ALEX 17 :23.83 :25.40	50) CORTLAND, NY MEN 1) BUTTINO, TOM 16 :25.12 2) BARRY, ED 16 :24.02 :27.16	3) WILLIAMS, SCOTT 18 :22.58 4) DAVIS, ZEB 18 :23.43 :26.00
39) ANNE ARUNDEL, MD MEN 1) McDONALD, PAUL 17 :23.29 2) HANLEY, CHRIS 17 :23.06 :25.97	3) BOND, ERIC 17 :24.40 4) KESSEL, BILLY 17 :23.42 :26.49	51) OLD TOWN, MEN 1) THOMAS, JASON 14 :24.45 2) GASAWAY, ZACH 16 :23.98 :26.91	3) BOYNTON, ADAM 17 :23.89 4) KONDRATENOK, VOV 18 :23.01 :25.60
40) PHOENIXVILLE, PA MEN 1) WEATHERS, RYAN 16 :23.60 2) FLETCHER, JAKE 15 :23.96 :26.08	3) BERNSTEIN, DAVE 18 :24.10 4) ALBERT, TODD 18 :22.76 :25.59	52) SOUTHSIDE, VA MEN 1) EBERTOWSKI, JIM 14 :24.71 2) WALTERS, DANIEL 15 :23.81 :25.86	3) GLASS, DALE 15 :23.79 4) SAVEDGE, ROSS 16 :23.53 :25.66
41) SHENANGO, PA MEN 1) STANTON, BRIAN 17 :23.34 2) STEELE, SHANE 17 :23.96 :28.54	3) SAMPLE, JASON 17 :23.42 4) SAMPLE, JEREMY 16 :22.38 :24.84	53) WINSTON-SALEM, NC MEN 1) PUBANTZ, DAVID 16 :24.57 2) BOYER, TIM 15 :24.80 :26.41	3) JOHNSON, ADAM 17 :23.41 4) HEINY, MIKE 16 :24.04 :26.59
42) SOMERSET VLY, NJ MEN 1) FRITCHE, BILL 17 :23.16 2) CHIOU, CHRIS 17 :23.83 :26.12	3) HIDER, CHRIS 15 :24.56 4) BATEMAN, ROBERT 18 :23.69 :25.88	54) SCRANTON, PA MEN 1) MILLER, STEVE 17 :25.30 2) BARRETT, PAT 16 :24.34 :26.82	3) O'CONNOR, STEPHAN 18 :23.77 4) ROEHL, BILL 18 :22.46 :25.57
43) READING, PA MEN 1) MAURER, CHRIS 15 :23.82 2) KUBOVCIK, GREG 15 :23.77 :26.24	3) HENLY, MARK 15 :23.93 4) BUCKLEY, MATTHEW 17 :22.84 :25.80	55) BLUE ASH MEN 1) NEUBAUER, IAN 16 :24.04 2) McHUGH, MICHAEL 17 :24.17 :26.73	3) KITKO, PAUL 17 :25.26 4) TOTH, ROB 16 :22.30 :25.30
44) MONTCLAIR, NJ MEN 1) HSU, BRIAN 17 :23.81 2) KRATSON, MARK 20 :24.27 :26.62	3) LAZZARA, LARRY 16 :23.92 4) HODGSON, RUSTY 17 :22.15 :24.33	56) ROWAN COUNTY MEN 1) EPIRD, DAVID 18 :24.80 2) SWIGON, MICHAEL 16 :24.04 :26.81	3) DESORBO, ANDREW 14 :23.66 4) HARTSKELL, JACOB 17 :23.08 :26.55

( CONTINUED ON NEXT PAGE )

EVENT: 20 MEN'S 400 YARDS FREESTYLE RELAY (CONTINUED)

57) NASHUA, NH MEN		3:22.59	67) GTR KANSAS, MO MEN	3:25.62
1) CLEMENS, MIKE 17	:24.47		1) POWERS, DUSTIN 16	:23.61
	:26.81			:25.64
2) ANGELL, KEN 17	:24.07	3) SULLIVAN, JEFF 16	2) CHRISTY, JASON 18	:25.18
	:27.30	4) SPACEK, MATT 17		:28.05
58) VINELAND, NJ MEN		3:22.65	68) BATH AREA, ME MEN	3:26.71
1) HENNIS, BRENT 16	:24.62		1) CLARK, MATT 15	:23.75
	:26.45	3) MUFALLI, MATT 15		:26.57
2) SCHUMACHER, STEPHEN 16	:23.84	4) WATRAL, EDDIE 17	2) HALLOWELL, MATT 14	:24.77
	:26.43			:27.33
59) OCEAN COUNTY, NJ MEN		3:22.66	69) WARREN, MI MEN	3:27.91
1) SANTIAGO, NELSON 18	:24.68		1) HALL, CHRIS 17	:24.66
	:27.63	3) ALSOBROOKS, JIM 15		:26.57
2) GUNDRY, CRAIG 16	:24.11	4) BETTS, MIKE 18	2) CANOLE, SHAWN 17	:24.45
	:28.66			:28.45
60) COUNTRYSIDE, OH MEN		3:22.76	70) Mt. VERNON, OH MEN	3:28.05
1) HEWITT, MIKE 16	:24.24		1) PACK, SETH 16	:24.38
	:25.98	3) SEVERSON, ERIC 16		:26.64
2) NETTLING, TONY 17	:24.85	4) BURNS, BRETT 15	2) CRIM, CHRISTOPHER 18	:25.20
	:28.19			:28.80
61) LEBANON, PA MEN		3:22.89	71) AUBURN, NY MEN	3:28.24
1) CLARK, BRIAN 18	:24.53		1) GUARIGLIA, GARY 19	:25.04
	:26.91	3) DeLONG, NATHAN 15		:28.05
2) WEBBER, ADAM 15	:23.98	4) MAEDER, SEBASTIAN 18	2) CARBONARO, PATRIK 17	:23.89
	:27.00			:26.61
62) KETTERING, OH MEN		3:23.03	72) DEFIANCE, OH MEN	3:30.97
1) FIDEN, DREW 17	:24.12		1) ECKERT, JASON 17	:24.23
	:25.99	3) NICHOLAS, BRIAN 15		:26.67
2) BROWN, RYAN 17	:23.54	4) MORRISON-MCKELL, 14	2) NIESE, CHRIS 17	:24.69
	:26.94			:28.62
63) GENEVA LAKES, WI MEN		3:23.16	73) HENSEL ECKMAN MEN	3:32.32
1) OGLESBY, MATT 16	:23.52		1) THROCKMORTON, RUI 15	:24.57
	:26.06	3) CULP, GEOFF 15		:26.94
2) SCHVETZ, CHRIS 15	:23.14	4) HILL, TED 16	2) NEWCOMB, ROBERT 15	:25.81
	:25.94			:28.30
64) PIEDMONT, VA MEN		3:23.66	SOUTHINGTON, CT MEN	DISQUAL
1) DANE, JEROME 15	:25.11		1) CRISPINO, MATTHEW 17	:24.00
	:26.56	3) MULDER, DERRICK 13		:25.51
2) MURRAY, PATRICK 17	:25.63	4) STEWARD, OSWALD 18	2) HERLIHY, STEVEN 17	:25.20
	:27.25			:26.69
65) LAUREL HIGHLANDS MEN		3:24.64	GTR. MANCHESTER MEN	DISQUAL
1) POREMBKA, MATT 18	:23.90		1) SINK, ADAM 17	:24.73
	:26.87	3) ULISHNEY, ADAM 18		:28.59
2) HARVEY, TODD 17	:24.95	4) ULISHNEY, AARON 18	2) SEVERANCE, PIKE 16	:24.16
	:26.89			:26.88
66) LOUISVILLE, OH MEN		3:24.68		DISQUAL
1) DONAHUE, DAVE 16	:24.65		3) JENSEN, MICHAEL 18	:23.81
	:27.16	3) MOTTICE, BRANDON 17		:26.37
2) MOTTICE, MATTHEW 16	:24.14	4) JOHNSON, MATTHEW 16	4) DIONNE, LANCE 16	:22.71
	:27.94			DISQUAL



*they say you can DIE in just an inch of water.*

*if you fell the right way. Face down.*

***Unconscious.*** *it would be over quickly.*

*it could be worse.*


*in 10 feet of water.*

***Fully  
conscious.***


*100 meter that seem to last*

***forever.***

*Then you reach for the wall.*




# Trust in the Leader for all your swim timing and scoreboard needs



Whether you need a SS2 Start System or a full matrix LED scoreboard, Colorado Time Systems has the quality, service and reputation to satisfy your needs.

With our new multi-color Myriad LED scoreboard, you can add excitement to your facility by displaying full animation and graphics. Use the display for advertising and increase the revenues to your facility. All Myriad displays come with DisplayLink software, CTS' own Windows®-based program.

**Call 800-279-0111 or visit our  
website <http://www.colotime.com>  
for more information.**



**Colorado** INC.  
**TIME SYSTEMS**

1997 Y.M.C.A. NATIONAL SHORT COURSE  
SWIMMING and DIVING CHAMPIONSHIPS

Swum at: INTERNATIONAL SWIMMING HALL of FAME AQUATIC CENTER, FORT LAUDERDALE  
APRIL 9, 1997

EVENT : 10 WOMEN'S 3 METER DIVING

NATIONAL RECORD 475.95 MARY FISCHBACH FT. DODGE, IA 1982

RANK	NAME	YEAR	TEAM	SEMI		FINALS
				PRELIM	FINALS	
1	BRYANT, KATIE BETH	16	MOULTRIE, GA	.00	.00	490.70
2	BASSHAM, LANE	16	MOULTRIE, GA	.00	.00	470.70
3	SHIPLEY, ALI	18	SOMERSET VLY, NJ	.00	.00	395.25
4	McLEAN, CAMILA	18	MOULTRIE, GA	.00	.00	386.00
5	ROGERS, VALERIE	16	SOMERSET VLY, NJ	.00	.00	367.25
6	MUIR, AMANDA	17	SOMERSET VLY, NJ	.00	.00	345.30
7	HUGHES, JULIA	16	MOULTRIE, GA	.00	.00	336.65
8	DUGHI, LISA	17	SOMERSET VLY, NJ	.00	.00	313.85
9	MALINOWSKI, SHANNON	18	SOMERSET VLY, NJ	.00	.00	322.75
10	RUBEL, BECKY	15	SCHROEDER BR. WI	.00	.00	319.45
11	COLBERT, COURTNEY	18	SCHROEDER BR. WI	.00	.00	312.20
12	KLINE, AMANDA	17	SOMERSET VLY, NJ	.00	.00	301.55
13	POWELSKI, ANDREA	17	SCHROEDER BR. WI	.00	.00	301.25
14	MAAS, AMANDA	18	SCHROEDER BR. WI	.00	.00	290.00
15	GOTTFREDSON, CHARITY	16	SCHROEDER BR. WI	.00	.00	288.30
16	MELLAGE, ALISON	15	SOMERSET VLY, NJ	.00	.00	278.65
17	KOSORIS, TAMARA	17	SCHROEDER BR. WI	.00	.00	278.20
18	DAVIS, JILL	16	WARREN, MI	.00	.00	271.60
19	McARDLE, LAUREN	17	ROCKY RUN, PA	.00	.00	251.70
20	HELDUSER, TRACEY	15	ROCKY RUN, PA	.00	.00	233.10
21	GRABOWY, MARISSA	17	ROCKY RUN, PA	.00	.00	227.75
22	SCHROEDER, ALLISON	15	SCHROEDER BR. WI	.00	.00	212.05

WW	WW	00000	MMM	MMM	EEEEEE	NNN	NN			
WW	WW	000000	MM	MM	MM	MM	EEEEEE	NNNN	NN	
WW	WW	00	00	MM	MMM	MM	EE	NN	NN	NN
WW	WW	00	00	MM	MM	MM	EEEEEE	NN	NN	NN
WW	WWW	WW	00	00	MM	MM	EE	NN	NN	NN
WW	WW	WW	WW	000000	MM	MM	EEEEEE	NN	NNNN	
WWW	WWW	00000	MM	MM	EEEEEE	NN	NNN			

SCORING SCORES AFTER WEDNESDAY, 4/9/97

1)	SCHROEDER BR. WI	178.0	25)	SARASOTA, FL	21.0
2)	WILTON, CT	163.0	25)	MISSOURI VLY, MD	21.0
3)	BLOOMSBURG, PA	140.0	27)	KETTERING, OH	20.0
4)	ORLANDO, FL	109.0	28)	HARFORD CO, MD	16.0
5)	M.E. LYONS, OH	106.0	28)	MONTCLAIR, NJ	16.0
6)	RALEIGH, NC	97.0	30)	GTR. JOHNSTOWN, PA	15.0
7)	CHESHIRE, CT	72.0	31)	KNOX COUNTY Y, IL	14.0
8)	BIRMINGHAM, MI	70.0	32)	S. FL. WAYNE, IN	13.0
9)	SOMERSET VLY, NJ	69.0	33)	GLENS FALLS, NY	11.0
10)	N.W. DUPAGE, IL	67.0	34)	RIDGEWOOD, NJ	9.0
11)	MOULTRIE, GA	64.0	34)	WILMINGTON, NC	9.0
12)	WESTPORT, CT	61.0	36)	HAMILTON, NJ	7.0
13)	UPR MAIN LINE, PA	58.0	36)	FRANKFORT, KY	7.0
14)	CHAMPAIGN, IL	53.0	38)	FLUSHING YMCA, NY	6.5
15)	HUNTINGTON, WV	50.0	39)	OAK PARK, IL	6.0
16)	N. OAKLAND CO, MI	39.0	40)	FORT WAYNE, IN	5.5
17)	NAPERVILLE, IL	32.5	41)	ANNE ARUNDEL, MD	4.0
18)	HAMDEN/N. HAVEN	32.0	41)	GAMBLE-NIPPERT, O	4.0
18)	PIEDMONT, VA	32.0	43)	ST. CLOUD, MN	3.0
20)	APPLETON, WI	31.0	43)	ROANOKE, VA	3.0
20)	WINSTON-SALEM, NC	31.0	43)	PARKERSBURG, WV	3.0
22)	RACINE, WI	29.5	46)	GTR. TOPEKA, KS	2.0
23)	SPARTANBURG, SC	29.0	47)	CENT. VIRGINIA	1.0
23)	RED BANK, NJ	29.0			

MMM	MMM	EEEEEE	NNN	NN		
MM	MM	MM	EEEEEE	NNNN	NN	
MM	MMM	MM	EE	NN	NN	NN
MM	MM	MM	EEEEEE	NN	NN	NN
MM	MM	MM	EE	NN	NN	NN
MM	MM	EEEEEE	NN	NNNN		
MM	MM	EEEEEE	NN	NNN		

SCORING SCORES AFTER WEDNESDAY, 4/9/97

1)	UPR MAIN LINE, PA	174.0	27)	SAN PEDRO, CA	15.0
2)	M.E. LYONS, OH	161.0	29)	GTR. TOPEKA, KS	14.0
3)	SCHROEDER BR. WI	146.0	29)	BIRMINGHAM, MI	14.0
4)	N.W. DUPAGE, IL	134.0	31)	SOMERSET HLS, NJ	12.0
5)	N. OAKLAND CO, MI	119.0	31)	ELKHART, IN	12.0
6)	LAKELAND HILLS, NJ	98.0	31)	COUNTRYSIDE, OH	12.0
7)	ANN ARBOR, MI	93.0	31)	GENEVA LAKES, WI	12.0
8)	NAPERVILLE, IL	75.0	35)	SCRANTON, PA	11.0
9)	ORLANDO, FL	69.0	35)	ROCKY RUN, PA	11.0
10)	WILTON, CT	68.0	37)	FAIRFIELD, OH	10.0
11)	RALEIGH, NC	57.0	38)	MONTCLAIR, NJ	9.0
12)	FLUSHING YMCA, NY	46.0	38)	BEVERLY, MA	9.0
13)	CHAMPAIGN, IL	44.0	40)	CENT. VIRGINIA	8.0
14)	SARASOTA, FL	42.0	40)	CARLISLE, PA	8.0
15)	OAK PARK, IL	40.0	42)	APPLETON, WI	7.0
16)	MOULTRIE, GA	37.0	43)	GAITHERSBURG, MD	6.0
17)	LIMA, OH	36.0	44)	PHOENIXVILLE, PA	5.0
18)	RED BANK, NJ	29.0	45)	FRANKFORT, KY	4.0
19)	S.E. GRAND RAPIDS	26.0	45)	OCEAN COUNTY, NJ	4.0
19)	RAPPAHANNOCK, VA	26.0	45)	CHESHIRE, CT	4.0
21)	WESTPORT, CT	24.0	48)	DEARBORN, MI	3.0
22)	HUNTINGTON, WV	23.0	49)	WILMINGTON, NC	2.0
23)	St. LUCIE CO. FL	22.0	49)	OIL CITY, PA	2.0
24)	CENT. CHESTER CO.	21.0	51)	POTTSTOWN, PA	1.0
25)	SOMERSET VLY, NJ	20.0	51)	METUCHEN, NJ	1.0
26)	POWEL CROSLY, OH	16.0	51)	RAHWAY, NJ	1.0
27)	GTR. JOHNSTOWN, PA	15.0	51)	BETHLEHEM, PA	1.0

```

CCCCC  00000  MMM  MMM  BBBBB  IIIII  NNN  NN  EEEEE  DDDDD
CCCCCCC 0000000  MM MM  MM  BBBBBBB  IIIII  NNNN  NN  EEEEE  DDDDD
CC      00      00  MM  MMM  MM  BB  BB  II  NN  NN  NN  EE  DD  DD
CC      00      00  MM  MM  MM  BBBBB  II  NN  NN  NN  EEEEE  DD  DD
CC      00      00  MM  MM  BB  BB  II  NN  NN  NN  EE  DD  DD
CCCCCCC 0000000  MM  MM  BBBBBBB  IIIII  NN  NNN  EEEEE  DDDDD
CCCCC  00000  MM  MM  BBBBB  IIIII  NN  NNN  EEEEE  DDDDD

```

SCORING SCORES AFTER WEDNESDAY, 4/9/97

1)	SCHROEDER BR. WI	324.0	15)	CHESHIRE, CT	76.0
2)	M.E. LYONS, OH	267.0	16)	HUNTINGTON, WV	73.0
3)	UPR MAIN LINE, PA	232.0	17)	SARASOTA, FL	63.0
4)	WILTON, CT	231.0	18)	RED BANK, NJ	58.0
5)	N.W. DUPAGE, IL	201.0	19)	FLUSHING YMCA, NY	52.5
6)	ORLANDO, FL	178.0	20)	OAK PARK, IL	46.0
7)	N. OAKLAND CO, MI	158.0	21)	APPLETON, WI	38.0
8)	RALEIGH, NC	154.0	22)	GTR. JOHNSTOWN, PA	30.0
9)	NAPERVILLE, IL	107.5	23)	MONTCLAIR, NJ	25.0
10)	MOULTRIE, GA	101.0	24)	GTR. TOPEKA, KS	16.0
11)	CHAMPAIGN, IL	97.0	25)	WILMINGTON, NC	11.0
12)	SOMERSET VLY, NJ	89.0	25)	FRANKFORT, KY	11.0
13)	WESTPORT, CT	85.0	27)	CRNT. VIRGINIA	9.0
14)	BIRMINGHAM, MI	84.0			

1997 YMCA NATIONAL SHORT COURSE  
 SWIMMING AND DIVING TIME TRIALS  
 INTERNATIONAL SWIMMING HALL OF FAME AQUATIC CENTER, FORT LAUDERDALE

EVENT : 51 WOMEN'S 200 YARDS FREESTYLE  
 NATIONAL RECORD :00.00

\*\*\*\*\* APRIL 9, 1997 \*\*\*\*\*

FINAL RESULTS TIMED FINALS

RANK	NAME	YEAR	TEAM	TIME
1)	RYAN, JAIME	16	WILTON, CT	1:56.21
	:27.44	:29.14	:29.86	:29.77
2)	ROCK, KATIE	15	CHESHIRE, CT	1:56.79
	:27.23	:29.93	:30.05	:29.58
3)	CONE, KAREN	16	PARKERSBURG, WV	1:57.39
	:27.26	:29.93	:30.21	:29.99
4)	FULLER, DANA	16	RALBIGH, NC	1:57.68
	:28.32	:29.86	:30.21	:29.29
5)	CROMBIE, KATIE	16	CRNT.CHESTER CO.	1:58.29
	:27.35	:30.30	:30.38	:30.26
6)	SHIRLEY, ELIZABETH	13	SARASOTA, FL	1:58.38
	:27.79	:29.72	:30.57	:30.30
7)	NELSON, CARIN	16	CORTLAND, NY	1:58.56
	:26.88	:29.90	:31.08	:30.70
8)	CLARK, ABBY	17	CRNT.VIRGINIA	1:59.06
	:27.82	:30.09	:30.75	:30.40
9)	TILTON, CHRISTINE	14	N.W.DUPAGE, IL	1:59.10
	:27.68	:30.02	:30.65	:30.75
10)	ENGRAHM, MARIA	17	RALBIGH, NC	1:59.36
	:27.86	:30.28	:31.20	:30.02
11)	SCHAFER, KYLIE	13	SARASOTA, FL	1:59.51
	:23.31	:35.19	:26.28	:34.73
12)	BROCK, LESLIE	16	APPLETON, WI	2:00.13
	:27.96	:30.47	:31.05	:30.65
12)	CHUTE, MEGAN	15	M.E. LYONS, OH	2:00.13
	:28.53	:30.67	:30.95	:29.98
14)	DUMBLETON, DANIKA	14	UPR MAIN LINE, PA	2:00.17
	:27.94	:30.38	:31.14	:30.71
15)	EDWARDS, SUSAN	15	CRNT.CHESTER CO.	2:00.28
	:27.55	:30.08	:31.05	:31.60
16)	BARNES, AMY	16	SPARTANBURG, SC	2:00.37
	:28.51	:30.26	:31.27	:30.33
17)	MURACA, DANIELLE	17	WILTON, CT	2:00.45
	:27.72	:29.69	:31.31	:31.73
18)	SCHPEPKE, KATE	17	SOMERSET, NJ	2:01.14
	:28.55	:30.75	:30.58	:31.26
19)	NICHOLS, RUTH	13	RALBIGH, NC	2:01.21
	:28.86	:31.02	:31.96	:29.37
20)	CAMPOS, CAROLINA	15	PALISADES, CA	2:01.26
	:28.64	:30.24	:31.53	:30.85
21)	SNYDER, AUTUM	15	WAYNESBORO, VA	2:01.66
	:28.73	:30.84	:31.56	:30.53
22)	MICHEL, MEGAN	15	OAK PARK, IL	2:01.67
	:28.73	:31.14	:31.40	:30.40
23)	REED, SARAH	14	UPR MAIN LINE, PA	2:01.82
	:28.13	:30.85	:31.69	:31.15

RANK	NAME	YEAR	TEAM	TIME
24)	ABB, AKIKO	17	SAN PEDRO, CA	2:01.88
	:28.83	:30.64	:31.13	:31.28
25)	TURNAGE, JAMIE	17	SOMERSET VLY, NJ	2:01.97
	:27.89	:30.48	:31.98	:31.62
26)	FLRAGLE, JENNIFER	14	UPR MAIN LINE, PA	2:02.43
	:28.38	:31.13	:31.97	:30.95
27)	KENNEDY, JILLIAN	14	RIDGEWOOD, NJ	2:02.49
	:28.11	:31.21	:31.91	:31.26
28)	HEREFORD, SARAH	13	HUNTINGTON, WV	2:02.65
	:28.53	:31.01	:31.67	:31.44
29)	MITTELSTADT, ANNE	17	N.OAKLAND CO, MI	2:02.87
	:28.40	:31.05	:32.03	:31.39
30)	CAMPBELL, COLLEEN	18	HAMDEN/N.HAVEN	2:03.66
	:29.33	:30.74	:32.13	:31.46
31)	JONES, MEGAN	17	GLENDALE, CA	2:03.91
	:28.80	:30.63	:31.84	:32.64
32)	NELSON, BRITT	13	CORTLAND, NY	2:04.30
	:28.35	:31.41	:32.49	:32.05
33)	HAVAS, KARYN	17	PHOENIXVILLE, PA	2:04.36
	:29.18	:31.50	:31.98	:31.70
34)	BARTOSZEK, JANE	15	PARKERSBURG, WV	2:04.41
	:28.95	:31.33	:32.05	:32.08
35)	WEAVER, SHERYL	15	GTR.BERGEN, NJ	2:05.22
	:28.98	:31.34	:32.41	:32.49
36)	KNOX, SUSANNAH	13	MONTCLAIR, NJ	2:05.44
	:28.92	:32.08	:46.16	:18.28
37)	HUGHES, MEGAN	15	GTR.BERGEN, NJ	2:05.67
	:29.58	:31.99	:32.25	:31.85
38)	BRAY, JODY	16	BOYKERTOWN, PA	2:05.96
	:29.30	:31.98	:32.29	:32.39
39)	FRIGHER, KATIE	15	FANWOOD, NJ	2:06.55
	:29.25	:32.09	:33.02	:32.19
40)	RADO, TRICIA	14	WILKES-BARRE, PA	2:06.77
	:28.68	:31.88	:33.08	:33.13
41)	MCDONALD, ADRIE	18	PIEDMONT, VA	2:07.21
	:28.74	:32.31	:33.78	:32.38
42)	GALLAGHER, COLLEEN	12	N.W.DUPAGE, IL	2:07.38
	:28.98	:32.20	:33.55	:32.65
43)	CENTRELLA, KATIE	15	BOYKERTOWN, PA	2:07.41
	:29.15	:32.13	:33.15	:32.98
44)	SWANEY, ANDREA	13	HAMILTON, NJ	2:08.34
	:29.12	:32.20	:33.42	:33.60
45)	THOMOVSKY, STEPHANIE	18	S.SARATOGA CO,NY	2:18.28
	:30.21	:34.25	:41.13	:32.69

EVENT : 52 MEN'S 200 YARDS FREESTYLE  
 NATIONAL RECORD :00.00

\*\*\*\*\* APRIL 9, 1997 \*\*\*\*\*

FINAL RESULTS TIMED FINALS

RANK	NAME	YEAR	TEAM	TIME
1)	KERINS, JOHN	18	M.E. LYONS, OH	1:46.09
	:24.88	:26.31	:27.39	:27.51
2)	GILLASPY, TONY	17	MONTGOMERY, AL	1:48.11
	:25.24	:27.75	:27.28	:27.84
3)	RUSSELL, BRIAN	17	FLINT, MI	1:48.31
	:25.41	:26.56	:28.13	:28.21

RANK	NAME	YEAR	TEAM	TIME
4)	KLINE, TRAVIS	16	GLENS FALLS, NY	1:48.55
	:24.57	:27.29	:28.32	:28.37
5)	WEVER, MATT	13	BOISE, ID	1:48.91
	:25.43	:28.33	:28.16	:26.99
6)	FISCHER, JONATHAN	16	WILTON, CT	1:48.94
	:25.52	:27.40	:28.13	:27.89

( CONTINUED ON NEXT PAGE )



EVENT: 52 MEN'S 200 YARDS FREESTYLE

(CONTINUED)

7)	LAM, ALLEN	15 SOMERSET, NJ	1:49.31	32)	NIGHAN, JUSTIN	16 BETHLEHEM, PA	1:52.76
	:25.64 :27.58	:28.17 :27.92			:26.37 :28.70	:30.00 :27.69	
8)	LIM, ANDREW	16 GLENDALE, CA	1:49.60	33)	BUBAN, MATT	16 M.E. LYONS, OH	1:52.81
	:00.00 :00.00	:00.00 1:49.60			:26.26 :28.56	:29.55 :28.44	
9)	BARAN, MATT	16 ANN ARBOR, MI	1:49.94	34)	JENSEN, MICHAEL	18 GTR.MANCHESTER	1:52.92
	:25.41 :27.76	:28.65 :28.12			:26.73 :28.89	:29.04 :28.26	
10)	GRAY, MARC	16 N.OAKLAND CO, MI	1:49.98	35)	HELVEY, DEREK	14 N.W.DUPAGE, IL	1:53.21
	:25.75 :27.76	:28.42 :28.05			:26.36 :28.58	:29.30 :28.97	
11)	ELLIS, JOSH	16 RALEIGH, NC	1:50.10	36)	POPE, KEVIN	16 CHAMPAIGN, IL	1:53.84
	:25.67 :28.08	:28.60 :27.75			:00.00 :00.00	:00.00 1:53.84	
12)	ACKLEY, ANDREW	14 RALEIGH, NC	1:50.14	37)	BERNSTEIN, DAVE	18 PHOENIXVILLE, PA	1:54.06
	:25.86 :28.18	:28.42 :27.78			:27.01 :29.17	:28.82 :29.06	
13)	KULESA, ERIC	16 UPR MAIN LINE, PA	1:50.18	38)	SEVERSON, ERIC	16 COUNTRYSIDE, OH	1:54.11
	:25.46 :28.02	:28.21 :28.49			:00.00 :00.00	:00.00 1:54.11	
14)	GAITANOPOULOS, JUSTIN	17 PHOENIXVILLE, PA	1:50.31	39)	ANDERMAN, TODD	15 BEVERLY, MA	1:54.22
	:25.70 :27.81	:28.42 :28.38			:25.41 :29.38	:30.95 :28.48	
15)	TOTH, ROB	16 BLUE ASH, OH	1:50.35	40)	GREEN, MICHAEL	16 HAMILTON, NJ	1:54.40
	:00.00 :00.00	:00.00 1:50.35			:00.00 :00.00	:00.00 1:54.40	
16)	DAVIS, ZEB	18 CORTLAND, NY	1:50.48	41)	HAYASHI, YASUYUKI	16 COUNTRYSIDE, OH	1:54.46
	:25.12 :28.26	:28.71 :28.39			:26.32 :29.05	:29.89 :29.20	
17)	GILES, CHRIS	17 GTR.JOHNSTOWN, PA	1:50.56	42)	PRIOR, ANDY	15 STATE COLLEGE, PA	1:54.59
	:25.75 :27.66	:28.77 :28.38			:26.15 :28.71	:30.08 :29.65	
17)	SOKOLOFSKY, DAVID	15 WILMINGTON, NC	1:50.56	43)	SZUREK, STEVE	18 BURLINGTON, NJ	1:54.74
	:25.27 :28.07	:28.98 :28.24			:00.00 :00.00	:00.00 1:54.74	
19)	DRUFKE, AUGIE	16 WINSTON-SALEM, NC	1:50.66	44)	CHASKES, DANIEL	17 FLUSHING YMCA, NY	1:55.19
	:25.97 :28.18	:28.37 :28.14			:25.81 :28.81	:30.17 :30.40	
20)	PERRY, ANDREW	14 RALEIGH, NC	1:50.85	45)	HSU, BRIAN	17 MONTCLAIR, NJ	1:55.21
	:00.00 :00.00	:00.00 1:50.85			:26.37 :29.11	:29.84 :29.89	
21)	BEGLEY, MATT	17 UPR MAIN LINE, PA	1:51.01	46)	HRDER, CHRIS	15 SOMERSET VLY, NJ	1:55.71
	:25.82 :28.01	:28.89 :28.29			:27.00 :29.27	:30.39 :29.05	
22)	COOPER, RYAN	15 WINSTON-SALEM, NC	1:51.21	47)	MURRAY, PATRICK	17 PIEDMONT, VA	1:56.34
	:26.40 :28.46	:28.79 :27.56			:27.02 :29.65	:30.11 :29.56	
23)	BOYER, TIM	15 WINSTON-SALEM, NC	1:51.48	48)	SEVERANCE, PIKE	16 GTR.MANCHESTER	1:56.43
	:26.34 :28.37	:28.70 :28.07			:00.00 :00.00	:00.00 1:56.43	
24)	CHIOU, CHRIS	17 SOMERSET VLY, NJ	1:51.64	49)	DUDZINSKI, RYAN	15 PARKERSBURG, WV	1:58.16
	:26.26 :28.18	:28.66 :28.54			:26.94 :29.75	:31.15 :30.32	
25)	RUSS, DAVID	16 PANWOOD, NJ	1:51.69	50)	SINETAR, DAN	13 CORTLAND, NY	1:58.49
	:25.49 :27.84	:29.13 :29.23			:26.69 :30.27	:30.74 :30.79	
26)	PLANZER, PAUL	16 ANNE ARUNDEL, MD	1:51.73	51)	KESTENBAUM, MICHAEL	18 SARASOTA, FL	1:59.27
	:25.95 :28.87	:28.70 :28.21			:27.99 :29.49	:30.77 :31.02	
27)	BATEMAN, SCOTT	15 SOMERSET VLY, NJ	1:51.83	52)	MATTHEWS, ERIC	18 OLD TOWN, ME	1:59.76
	:00.00 :00.00	:00.00 1:51.83			:28.29 :29.69	:30.52 :31.26	
28)	QUINN, STEWAS	15 BURLINGTON, NJ	1:51.99	53)	PHILLIPSON, RYAN	13 GREEN BAY, WI	2:01.13
	:26.56 :29.29	:28.69 :27.45			:26.94 :30.05	:31.98 :32.16	
29)	BARTZ, JOSH	15 N.W.DUPAGE, IL	1:52.04	54)	HUGHES, JOHN	18 WAYNESBORO, PA	2:02.74
	:26.11 :28.16	:29.29 :28.48			:26.69 :30.48	:37.98 :27.59	
30)	SHIN, WILLIAM	17 CRESCENTA-CANADA	1:52.07	55)	GARRITY, RYAN	16 CHESHIRE, CT	2:05.78
	:25.63 :28.10	:28.87 :29.47			:27.16 :32.34	:32.68 :33.60	
31)	DePOWELL, JOHN	17 M.E. LYONS, OH	1:52.54				
	:26.38 :28.55	:28.72 :28.89					

EVENT : 53 WOMEN'S 100 YARDS BACKSTROKE

\*\*\*\*\*

APRIL 9, 1997

\*\*\*\*\*

NATIONAL RECORD :00.00

FINAL RESULTS TIMED FINALS

RANK	NAME	YEAR	TEAM	TIME	RANK	NAME	YEAR	TEAM	TIME
1)	POLLENZ, JAMIE	16	RALEIGH, NC	1:00.79	6)	WILSON, CARLY	14	FRERHOLD, NJ	1:02.17
	:29.69 :31.10					:30.40 :31.77			
2)	BARONKIN, LESLIE	15	SPARTANBURG, SC	1:01.37	7)	LINKER, ABBY	13	EASTSIDE, WA	1:02.26
	:29.98 :31.39					:30.52 :31.74			
3)	KUZIEL, SOPHIA	14	CATONSVILLE, MD	1:01.92	8)	BLEACHER, DANIELLE	16	NEWARK, DE	1:02.43
	:29.67 :32.25					:30.32 :32.11			
4)	FONDER, BROOKE	18	ROANOKE, VA	1:02.01	9)	CUSKIE, KATIE	17	LAKELAND HILL, NJ	1:02.64
	:30.40 :31.61					:30.52 :32.12			
<del>5)</del>	<del>BUMGARDNER, RACHEL</del>	<del>13</del>	<del>RALEIGH, NC</del>	<del>1:02.05</del>	10)	CROSSEN, CAMMY	18	MONTGOMERY, AL	1:02.80
	<del>:30.47 :31.58</del>					:30.84 :31.96			

( CONTINUED ON NEXT PAGE )

EVENT: 53 WOMEN'S 100 YARDS BACKSTROKE

(CONTINUED)

11) RODMAN, KATIE	17	CENT.VIRGINIA	1:02.81	30) MELLECKER, CHRISTY	15	MARIETTA, OH	1:04.86
:30.47 :32.34				:31.75 :33.11			
12) DOWNING, JENNIFER	14	MID-DELMARVA, MD	1:02.84	32) PATTERSON, JENNY	15	BEAVER CREEK, OH	1:05.10
:30.73 :32.11				:31.50 :33.60			
13) PRINCE, STEPHANIE	16	BOISE, ID	1:03.07	33) ESPINOZA, ANN	14	FANWOOD, NJ	1:05.39
:30.74 :32.33				:31.42 :33.97			
14) WREDE, RACHAEL	14	DOVER, DE	1:03.09	34) CERRITO, KATY	13	S.SARATOGA CO,NY	1:05.45
:30.91 :32.18				:31.60 :33.85			
15) TILLE, JENNIFER	14	BIRMINGHAM, MI	1:03.10	35) HARDY, EMILY	14	PHOENIXVILLE, PA	1:05.49
:30.39 :32.71				:32.23 :33.26			
16) DOMZAL, REBECCA	17	BIRMINGHAM, MI	1:03.19	36) LAWRENCE, KIM	14	BEAVER CREEK, OH	1:05.80
:31.24 :31.95				:31.48 :34.32			
17) ALLEN, AMY	13	CENT.KENTUCKY	1:03.21	37) NOON, AMY	15	RALEIGH, NC	1:06.03
:30.61 :32.60				:32.29 :33.74			
18) GEPHART, JACKIE	17	SOMERSET VLY, NJ	1:03.56	38) DAVE, HEATHER	17	OCEAN COUNTY, NJ	1:06.30
:30.85 :32.71				:32.43 :33.87			
19) STECKBECK, ALYSON	15	LEBANON, PA	1:03.57	39) HEMSTREET, BETHANY	16	GREEN BAY, WI	1:06.39
:30.35 :33.22				:32.24 :34.15			
20) SPRINGER, TRISTAN	16	OLD TOWN, ME	1:03.74	40) SHANK, JENNIFER	13	WAYNESBORO, PA	1:06.48
:30.77 :32.97				:32.01 :34.47			
21) BRAGER, LAURA	13	GREEN BAY, WI	1:03.79	41) CYR, BECKY	18	OLD TOWN, ME	1:06.52
:30.73 :33.06				:32.25 :34.27			
22) BAILEY, AMBER	14	NEWARK, DE	1:03.88	42) SHARER, GAYLE	14	GTR.JOHNSTOWN,PA	1:06.53
:30.91 :32.97				:32.57 :33.96			
23) GIRMAN, JULIA	16	BURLINGTON, NJ	1:03.90	43) WHITE, MEGAN	12	WAYNESBORO, PA	1:06.67
:31.22 :32.68				:32.51 :34.16			
24) DOUGLAS, MARISA	18	CORTLAND, NY	1:04.06	44) ARMSTRONG, MEGAN	15	CORTLAND, NY	1:06.76
:30.80 :33.26				:32.43 :34.33			
25) GROF, TINA	16	HUNTINGTON, WV	1:04.07	45) VOGEL, KAREN	12	BEAVER CREEK, OH	1:07.09
:31.39 :32.68				:31.81 :35.28			
26) ASHENFELTER, LYNNE	14	MONTCLAIR, NJ	1:04.19	46) COLICH, TESSA	16	SAN PEDRO, CA	1:07.47
:31.67 :32.52				:32.68 :34.79			
26) SPAULDING, MEGAN	16	FLINT, MI	1:04.19	47) PHILLIPS, JOHANNA	16	UPR.PENINSULA,MI	1:07.50
:30.89 :33.30				:32.39 :35.11			
28) BOWER, KATHY	16	WAYNESBORO, PA	1:04.59	48) FITZPATRICK, KATIE	15	GREEN BAY, WI	1:08.91
:30.94 :33.65				:32.90 :36.01			
29) CARROLL, EMILY	13	WAYNESBORO, PA	1:04.70	49) DLUGOKENCKY, CHRISTIN	17	FLOSHING YMCA,NY	1:09.78
:31.57 :33.13				:34.20 :35.58			
30) LEGER, SIMONE	14	KISHNAUKEE, IL	1:04.86				
:31.76 :33.10							

EVENT : 54 MEN'S 100 YARDS BACKSTROKE

\*\*\*\*\* APRIL 9, 1997 \*\*\*\*\*

NATIONAL RECORD :00.00

FINAL RESULTS TIMED FINALS

RANK	NAME	YEAR	TEAM	TIME	RANK	NAME	YEAR	TEAM	TIME
1)	HARTSELL, JACOB	17	ROWAN COUNTY, NC	:54.91	11)	HYMAN, JASON	14	FREERHOLD, NJ	:57.35
	:26.37 :28.54					:27.52 :29.83			
2)	RAMSEY, SEAN	16	PARKERSBURG, WV	:55.08	12)	INGLE, ANDY	16	WHEELING, WV	:57.41
	:27.40 :27.68					:27.96 :29.45			
3)	DAGGETT, JAMIE	15	OAK PARK, IL	:55.87	13)	PEBLEY, ANDREW	14	BLOOMSBURG, PA	:57.63
	:27.30 :28.57					:28.13 :29.50			
4)	KIMMEL, LUCAS	15	TALBOT CO, MD	:56.28	14)	PERKINS, DEREK	17	FRANKFORT, KY	:57.69
	:27.42 :28.86					:28.35 :29.34			
5)	DANE, JEROME	15	PIEDMONT, VA	:56.58	15)	HIGHSTROM, GREG	14	SCHROEDER BR. WI	:57.74
	:27.86 :28.72					:27.98 :29.76			
6)	GIRMAN, ANDREW	17	BURLINGTON, NJ	:56.65	16)	MOSHER, COREY	17	SOUTHSIDE, VA	:57.86
	:27.89 :28.76					:28.13 :29.73			
7)	HEATON, KYLE	16	EASTSIDE, WA	:56.83	17)	SAYCE, TAD	16	NASHUA, NH	:57.89
	:27.74 :29.09					:28.74 :29.15			
8)	NORTHROP, TOM	17	PARKERSBURG, WV	:57.13	18)	SIU, DEREK	15	LAKECLAND HILL,NJ	:58.04
	:27.90 :29.23					:28.53 :29.51			
9)	ABERCROMBIE, J.D.	14	BOISE, ID	:57.34	19)	LAZZARA, LARRY	16	MONTCLAIR, NJ	:58.05
	:28.01 :29.33					:28.43 :29.62			
9)	FIGH, MATTHEW	14	MONTGOMERY, AL	:57.34	20)	SEARBY, RYAN	14	CHAMPAIGN, IL	:58.08
	:28.04 :29.30					:28.09 :29.99			

( CONTINUED ON NEXT PAGE )

EVENT: 54 MEN'S 100 YARDS BACKSTROKE

(CONTINUED)

21) WHITE, CHAD	13	WAYNESBORO, PA	:58.15	33) DeLONG, NATHAN	15	LEBANON, PA	1:00.27
:28.36 :29.79				:28.90 :31.37			
22) POLK, WILLIE	16	BRAVER CREEK, OH	:58.18	34) SPACK, MATT	17	NASHUA, NH	1:00.28
:27.79 :30.39				:29.40 :30.88			
23) GLOW, ERIC	16	McHENRY CO, IL	:58.29	35) BROWN, STEVE	17	LEBANON, PA	1:00.38
:28.33 :29.96				:28.65 :31.73			
24) ENGRAHM, AARON	15	RALFIGH, NC	:58.41	36) LAMBERT, CHRIS	15	HENSEL ECKMAN, VA	1:00.49
:28.97 :29.44				:29.27 :31.22			
25) FLYNN, BRIAN	14	TRI-VALLEY, PA	:58.85	37) DeSANDRE, ROBERT	14	HAMILTON, NJ	1:00.58
:28.82 :30.03				:29.57 :31.01			
26) DEVORE, DAVID	17	N.OAKLAND CO, MI	:58.99	38) BOYNTON, ADAM	17	OLD TOWN, ME	1:00.99
:29.11 :29.88				:29.46 :31.53			
27) HOLMES, TIM	17	WAYNESBORO, PA	:59.15	39) LONG, TODD	14	BETHLEHEM, PA	1:01.50
:29.45 :29.70				:29.76 :31.74			
28) MALONE, CHRIS	14	CENT.VIRGINIA	:59.19	40) BIZZARRO, PAUL	17	BRAVER CREEK, OH	1:01.55
:29.32 :29.87				:29.99 :31.56			
29) WARRICK, STEVEN	15	N.OAKLAND CO, MI	:59.25	41) DAWB, MIKE	15	OCEAN COUNTY, NJ	1:02.15
:28.51 :30.74				:30.11 :32.04			
30) WOODALL, MARK	15	DOVER, DE	:59.73	42) BROWN, DEAN	18	NASHUA, NH	1:02.68
:29.33 :30.40				:30.56 :32.12			
31) CUADROS, DENNIS	17	FLUSHING YMCA, NY	:59.74	43) RYAN, MICHAEL	14	GREEN BAY, WI	1:02.74
:29.13 :30.61				:29.88 :32.86			
32) FLETCHER, JAKE	15	PHOENIXVILLE, PA	:59.80				
:29.47 :30.33							

EVENT : 55 WOMEN'S 200 YARDS BREASTSTROKE

\*\*\*\*\* APRIL 9, 1997 \*\*\*\*\*

NATIONAL RECORD :00.00

FINAL RESULTS				TIMED FINALS					
RANK	NAME	YEAR	TEAM	TIME	RANK	NAME	YEAR	TEAM	TIME
1)	CLARK, MEAGAN	12	WINSTON-SALEM, NC	2:24.54	19)	HAHN, LESLIE	16	CENT.KENTUCKY	2:33.00
	:33.39 :36.65		:37.07 :37.43			:34.70 :38.27		:40.07 :39.96	
2)	DUBERK, LAUREN	12	DEFIANCE, OH	2:24.83	20)	KRISTIC, JELENA	13	FLUSHING YMCA, NY	2:33.04
	:33.12 :36.67		:37.49 :37.55			:33.60 :39.45		:39.82 :40.17	
3)	GEPHART, JENNIFER	14	SOMERSET VLY, NJ	2:25.03	21)	KRALJIC, ELIZABETH	12	GTR.BERGEN, NJ	2:33.18
	:33.57 :37.43		:35.97 :38.06			:34.86 :39.22		:39.56 :39.54	
4)	ANDREWS, JAMIE	15	SOUTHSIDE, VA	2:25.89	22)	HOLDER, BETSY	15	CHAMPAIGN, IL	2:33.37
	:33.50 :37.26		:37.41 :37.72			:33.34 :38.62		:40.39 :41.02	
5)	MCKINNEY, KARA	14	ROANOKE, VA	2:27.00	23)	FRAZIER, ALSTON	14	CENT.VIRGINIA	2:33.77
	:33.99 :37.44		:37.95 :37.62			:34.59 :38.42		:40.36 :40.40	
6)	NEIGHBORS, ASHLEY	14	ROANOKE, VA	2:27.56	24)	MCKENZIE, KATIE	16	LAKELAND HILL, NJ	2:33.94
	:33.93 :37.25		:38.31 :38.07			:34.73 :39.05		:40.00 :40.16	
7)	MARTIN, KATIE	15	CHESHIRE, CT	2:28.69	25)	KVCZMARSKI, KATIE	13	NEWARK, DE	2:33.99
	:34.71 :37.99		:38.08 :37.91			:36.15 :39.57		:39.63 :38.64	
8)	PLUMMER, MELISSA	15	NEWARK, DE	2:28.77	26)	WILLIAMS, CHELSEY	14	CAMP CURTIN, PA	2:34.04
	:33.97 :37.62		:38.47 :38.71			:34.34 :38.88		:39.93 :40.89	
9)	GUZAUSKAS, LAUREN	14	OAK PARK, IL	2:29.16	27)	GRIBG, BRANNE	16	SARASOTA, FL	2:34.07
	:34.74 :38.56		:38.11 :37.75			:34.53 :38.44		:39.92 :41.18	
10)	BURRELL, JANNA	15	BIRMINGHAM, MI	2:29.31	28)	SHARY, ELIZABETH	17	MONTCLAIR, NJ	2:34.72
	:33.79 :38.00		:38.61 :38.91			:34.82 :39.27		:40.36 :40.27	
11)	SHEPARD, MEAGHAN	16	CATONSVILLE, MD	2:29.98	29)	ASPAAS, ALECIA	15	MINOT, ND	2:34.80
	:32.85 :38.04		:39.17 :39.92			:34.82 :39.01		:40.24 :40.73	
12)	SCHLICHER, ELIZABETH	15	LAKELAND HILL, NJ	2:30.36	29)	BRENNAN, CALIE	14	N.OAKLAND CO, MI	2:34.80
	:33.93 :38.41		:39.37 :38.65			:35.48 :39.02		:40.50 :39.80	
13)	INGRAM, LEAH	15	N.OAKLAND CO, MI	2:30.65	31)	POGUE, NATALE	14	WILMINGTON, NC	2:34.95
	:34.34 :37.72		:39.28 :39.31			:35.58 :39.27		:39.82 :40.28	
14)	SCHERRER, JESSICA	16	GAITHERSBURG, MD	2:31.19	32)	PICKAVANCE, LISA	19	HUNTINGTON, WV	2:35.33
	:34.60 :37.38		:39.03 :40.18			:35.82 :38.86		:40.32 :40.33	
15)	ANTONUCCI, MELINDA	17	BURLINGTON, VT	2:31.31	33)	WILLIAMS, ALYS	15	PIEDMONT, VA	2:35.62
	:34.57 :37.93		:39.02 :39.79			:34.12 :38.31		:41.04 :42.15	
16)	CUTLER, LAURA	13	WINSTON-SALEM, NC	2:31.81	34)	GEE, ALLISON	15	RIDGEWOOD, NJ	2:35.74
	:34.09 :38.74		:39.50 :39.48			:34.05 :38.93		:41.73 :41.03	
17)	GERMIN, JULIE	15	WILTON, CT	2:32.11	35)	HARMOR, TRAGAN	14	GAITHERSBURG, MD	2:35.79
	:34.15 :38.60		:39.61 :39.75			:34.39 :39.30		:40.97 :41.13	
18)	SKODA, ALEXIS	13	SOMERSET, NJ	2:32.68	36)	KNOPP, LAURA	13	WAYNESBORO, VA	2:36.06
	:35.20 :38.95		:39.57 :38.96			:35.32 :39.24		:40.53 :40.97	

( CONTINUED ON NEXT PAGE )

EVENT: 55 WOMEN'S 200 YARDS BREASTSTROKE

(CONTINUED)

37)	HAUSKR, PAULA	17	BLUE ASH, OH	2:36.11	44)	HUNTER, KATIE	13	GAMBLE-NIPPERT, O	2:38.52
	:34.50 :39.62		:40.63 :41.36			:35.48 :39.95		:42.51 :40.58	
38)	POLTMAN, MELISSA	15	N.W.DUPAGE, IL	2:36.76	45)	WEITZ, RACHEL	16	BURLINGTON, NJ	2:38.70
	:34.09 :39.99		:41.25 :41.43			:35.13 :40.11		:41.33 :42.13	
39)	BUCK, MICHELLE	14	BEAVER CREEK, OH	2:37.10	46)	SIDELL, AMANDA	15	OLD TOWN, ME	2:46.38
	:35.04 :40.21		:41.04 :40.81			:38.09 :43.38		:42.51 :42.40	
40)	LANGAN, SARAH	14	MONTCLAIR, NJ	2:37.28	47)	GRIEBACH, MARYANNE	17	GREEN BAY, WI	2:47.54
	:35.23 :39.92		:41.23 :40.90			:35.91 :41.23		:45.38 :45.02	
41)	WELSH, SHANNON	16	HAMILTON, NJ	2:37.84	48)	GREENMAN, MARGARET	17	OLD TOWN, ME	2:49.44
	:35.71 :40.09		:40.61 :41.43			:37.11 :42.87		:44.79 :44.67	
42)	GRABOYES, JENNIFER	16	HENSEL ECKMAN, VA	2:38.00	49)	HOUGH, TIFFANY	13	WAYNESBORO, PA	2:51.53
	:35.50 :40.00		:40.97 :41.53			:37.89 :44.19		:45.23 :44.22	
43)	KOPISKECKI, MEGAN	15	PHOENIXVILLE, PA	2:38.07					
	:35.13 :40.63		:41.12 :41.19						

EVENT : 56 MEN'S 200 YARDS BREASTSTROKE

\*\*\*\*\* APRIL 9, 1997 \*\*\*\*\*

NATIONAL RECORD :00.00

FINAL RESULTS TIMED FINALS

RANK	NAME	YEAR	TEAM	TIME	RANK	NAME	YEAR	TEAM	TIME
1)	MERRILL, DANIEL	16	GAITHERSBURG, MD	2:10.11	16)	BUGYIS, ERIC	16	PARKERSBURG, WV	2:20.06
	:28.72 :32.66		:34.28 :34.45			:31.60 :35.12		:36.34 :37.00	
2)	BLAIR, NATHANIEL	17	OAK PARK, IL	2:14.70	17)	DOYLE, MATTHEW	14	SAN PEDRO, CA	2:20.07
	:30.18 :33.99		:35.09 :35.44			:32.17 :35.52		:36.07 :36.31	
3)	ROBISON, ZACH	17	KISHNAUKEE, IL	2:15.72	18)	ELZER, ADAM	16	RED BANK, NJ	2:20.52
	:31.47 :34.62		:34.25 :35.38			:29.62 :34.59		:37.35 :38.96	
4)	BOIRE, JASON	16	NASHUA, NH	2:15.99	19)	ALSOBROOKS, JIM	15	OCEAN COUNTY, NJ	2:21.63
	:29.40 :34.28		:35.45 :36.86			:31.75 :34.51		:36.83 :38.54	
5)	SMYSER, TIM	18	NAPERVILLE, IL	2:16.33	20)	TUCKER, BOBBY	15	WHEELING, WV	2:21.72
	:30.15 :34.23		:35.87 :36.08			:31.11 :36.75		:36.99 :36.87	
6)	UNGER, JEREMY	16	TRI-VALLEY, PA	2:17.19	21)	AHN, BRIAN	16	CRESCENTA-CANADA	2:23.57
	:30.05 :34.07		:35.85 :37.22			:31.03 :35.48		:38.14 :38.92	
7)	OATES, JUSTIN	17	RALEIGH, NC	2:17.59	22)	WELCH, COREY	13	WILKES-BARRE, PA	2:23.85
	:30.90 :34.99		:35.89 :35.81			:31.70 :37.51		:37.41 :37.23	
8)	BOLLER, ERIC	15	GAMBLE-NIPPERT, O	2:17.94	23)	LO, DAVE	18	OCEAN COUNTY, NJ	2:25.29
	:31.13 :34.90		:36.18 :35.73			:31.62 :35.22		:37.41 :41.04	
9)	TROYAN, JEFF	16	POTTSTOWN, PA	2:18.15	24)	MULDER, DERRICK	13	PIEDMONT, VA	2:25.72
	:29.96 :35.04		:36.71 :36.44			:32.13 :35.23		:37.79 :40.57	
10)	FLEISCHMANN, PHIL	16	RALEIGH, NC	2:18.16	25)	HALLOWELL, MATT	14	BATH AREA, ME	2:27.08
	:30.28 :34.64		:36.43 :36.81			:31.66 :36.53		:39.20 :39.69	
11)	EBERTOWSKI, JIMMY	14	SOUTHSIDE, VA	2:18.64	26)	ADLMEYER, BRYAN	14	GREEN BAY, WI	2:27.15
	:31.69 :35.20		:35.04 :36.71			:31.07 :35.17		:40.39 :40.52	
12)	MARK, DOUGLAS	15	FLUSHING YMCA, NY	2:19.27	27)	HERZOG, JODY	16	BEAVER CREEK, OH	2:27.54
	:31.53 :35.30		:36.17 :36.27			:31.23 :36.28		:39.34 :40.69	
13)	CHARLES, NATHAN	17	LEBANON, PA	2:19.56	28)	MCHUGH, MICHAEL	17	BLUE ASH, OH	2:29.11
	:30.02 :35.09		:37.02 :37.43			:33.92 :38.33		:38.30 :38.56	
14)	MALMGREN, DEAN	16	N.W.DUPAGE, IL	2:19.64	29)	SINK, ADAM	17	GTR.MANCHESTER	2:32.25
	:31.87 :34.98		:36.18 :36.61			:32.32 :37.45		:41.09 :41.39	
15)	DICKENSON, TRAVIS	16	HENSEL ECKMAN, VA	2:19.78	30)	MORILLER, JEREMY	17	GREEN BAY, WI	2:38.84
	:31.24 :34.96		:36.52 :37.06			:31.75 :40.62		:44.04 :42.43	

EVENT : 57 WOMEN'S 100 YARDS BUTTERFLY

\*\*\*\*\* APRIL 9, 1997 \*\*\*\*\*

NATIONAL RECORD :00.00

FINAL RESULTS TIMED FINALS

RANK	NAME	YEAR	TEAM	TIME	RANK	NAME	YEAR	TEAM	TIME
1)	BOWMAN, CAROLYN	13	CHESHIRE, CT	1:00.24	5)	KAY, ASHLEY	16	SPARTANBURG, SC	1:00.90
	:28.75 :31.49					:29.03 :31.87			
2)	BAICY, SARAH	16	RALEIGH, NC	1:00.65	6)	BANKOVICH, BETHANY	14	LAUREL HIGHLANDS	1:00.95
	:28.41 :32.24					:28.22 :32.73			
3)	TRIBOU, PAIGE	18	GOLDSBORO, NC	1:00.74	7)	HUDSON, JILL	18	RALEIGH, NC	1:01.10
	:28.52 :32.22					:28.58 :32.52			
4)	MADONIA, REGAN	16	FLUSHING YMCA, NY	1:00.81	8)	IORIO, KRISTEN	14	CHESHIRE, CT	1:01.13
	:28.33 :32.48					:28.74 :32.39			

( CONTINUED ON NEXT PAGE )

EVENT: 57 WOMEN'S 100 YARDS BUTTERFLY

(CONTINUED)

9)	MACARI, MOLLY	16	MCHENRY CO, IL	1:01.14	36)	NICKSE, STEPHANIE	15	WILTON, CT	1:03.49
	:28.85 :32.29					:29.39 :34.10			
10)	OTWILL, ELIZABETH	16	RALEIGH, NC	1:01.33	37)	DAVIS, RHRA	16	ORLANDO, FL	1:03.51
	:29.17 :32.16					:29.82 :33.69			
11)	CHENIER, MEGAN	13	GOLDSBORO, NC	1:01.53	38)	WAGNER, KATIE	13	ANNE ARUNDEL, MD	1:03.59
	:28.93 :32.60					:30.37 :33.22			
12)	GEORGE, SARAH	16	WILMINGTON, NC	1:01.59	39)	KNECHT, NICOLE	15	FLINT, MI	1:03.85
	:28.70 :32.89					:29.59 :34.26			
13)	SNYDER, HEATHER KATR	17	PIEDMONT, VA	1:01.68	40)	PAZIO, NICOLE	15	WILTON, CT	1:03.89
	:29.27 :32.41					:30.39 :33.50			
14)	ALT, CATHY	16	PARKERSBURG, WV	1:01.75	41)	HOWIE, MONICA	17	OAK PARK, IL	1:04.09
	:29.28 :32.47					:29.60 :34.49			
15)	OLIN, CHRISTY	14	N.W.DUPAGE, IL	1:01.76	42)	ARRILDY, KRISTEN	16	CATONSVILLE, MD	1:04.18
	:28.83 :32.93					:29.50 :34.68			
15)	NAJJAR, LAURA	16	SARASOTA, FL	1:01.76	43)	HELMIG, REBRCCA	13	SOMERSET, NJ	1:04.33
	:28.79 :32.97					:29.85 :34.48			
17)	GRAHAM, LAURA	16	OAK PARK, IL	1:01.91	44)	KOGBLER, DANIELLE	16	PARKERSBURG, WV	1:04.57
	:28.65 :33.26					:30.01 :34.56			
18)	MARKERT, JENNIFER	16	PHOENIXVILLE, PA	1:02.06	45)	MALONE, JENNIFER	14	SPRINGFIELD, OH	1:04.60
	:29.15 :32.91					:30.20 :34.40			
19)	LANGLET, KARIANNA	15	RIDGEWOOD, NJ	1:02.08	46)	MARTIN, SARAH	14	CHRSHIRE, CT	1:04.63
	:28.75 :33.33					:29.93 :34.70			
20)	HAYSTRAND, WANCY	15	RIDGEWOOD, NJ	1:02.09	47)	SMITH, HEATHER	13	RALEIGH, NC	1:04.65
	:29.19 :32.90					:30.32 :34.33			
21)	STOUFFER, STACIA	14	WAYNESBORO, PA	1:02.21	48)	BOLLINGER, KATE	18	WILTON, CT	1:04.71
	:28.94 :33.27					:30.21 :34.50			
22)	NUSBAUM, JAIME	15	RED BANK, NJ	1:02.35	49)	PATE, ELIZABETH	18	WINSTON-SALEM, NC	1:04.90
	:29.21 :33.14					:30.28 :34.62			
23)	KORSEDAL, LIZ	14	FLINT, MI	1:02.41	50)	KNG, PATTY	15	CHRSHIRE, CT	1:05.05
	:29.17 :33.24					:31.27 :33.78			
24)	HIORTH, MEGAN	15	LAKELAND HILL, NJ	1:02.46	51)	MURRAY, ALYSSA	15	GREEN BAY, WI	1:05.10
	:28.73 :33.73					:30.23 :34.87			
25)	McVEY, LAURA	13	PHOENIXVILLE, PA	1:02.55	52)	CHOO, SHELLY	12	GTR.BERGEN, NJ	1:05.80
	:29.15 :33.40					:30.39 :35.41			
26)	FISHER, SARAH	12	HARRISBURG, W.SHO	1:02.66	53)	COWEN, ABBEY	16	FLINT, MI	1:05.82
	:29.20 :33.46					:29.85 :35.97			
27)	BOGUSKY, NICOLE	16	PHOENIXVILLE, PA	1:02.70	54)	VENSLAVSKY, ERICA	16	HAMILTON, NJ	1:05.98
	:29.52 :33.18					:30.51 :35.47			
28)	LAUX, JESSICA	16	WILTON, CT	1:02.71	55)	PETERSON, AMANDA	14	OLD TOWN, ME	1:06.00
	:29.59 :33.12					:31.44 :34.56			
29)	SCHILLER, KATIE	15	UPR MAIN LINE, PA	1:02.74	56)	WILLETT, ANGELA	17	GTR.JOHNSTOWN, PA	1:06.04
	:29.46 :33.28					:31.02 :35.02			
30)	CHAN, IRENE	15	SOMERSET, NJ	1:02.84	57)	RYAN, EMILY	33	UPR MAIN LINE, PA	1:06.05
	:29.79 :33.05					:30.43 :35.62			
31)	SENNE, BLAIR	15	GTR.TOPEKA, KS	1:02.92	58)	GLOVER, BETHANY	14	WAYNESBORO, VA	1:06.40
	:29.24 :33.68					:31.08 :35.32			
32)	GAMBILL, LINDSEY	17	N.OAKLAND CO, MI	1:02.97	59)	JOHNSON, MEGAN	16	RALEIGH, NC	1:06.77
	:29.53 :33.44					:31.36 :35.41			
33)	HAYASHI, MAROMI	17	COUNTRYSIDE, OH	1:03.06	60)	WAGNER, JESSICA	17	OSHKOSH, WI	1:07.36
	:29.55 :33.51					:29.89 :37.47			
34)	WALSH, KELLY	15	MONTCLAIR, NJ	1:03.09	61)	GARRISON, LAURA	15	CKNT.KENTUCKY	1:07.51
	:29.94 :33.15					:31.11 :36.40			
35)	McMAHON, CARLY	15	CORTLAND, NY	1:03.20	62)	ELLIS, KAREN	16	BEAVER CREEK, OH	1:07.74
	:29.52 :33.68					:30.40 :37.34			

EVENT : 58 MEN'S 100 YARDS BUTTERFLY

\*\*\*\*\* APRIL 9, 1997 \*\*\*\*\*

NATIONAL RECORD

:00.00

FINAL RESULTS

RANK	NAME	YEAR	TEAM	TIME	RANK	NAME	YEAR	TEAM	TIME
1)	BOATRIGHT, JEFF	15	WAYNESBORO, VA	:51.99	4)	FRITCHIE, BILL	17	SOMERSET VLY, NJ	:53.63
	:24.49 :27.50					:25.36 :28.27			
2)	PINNEY, NATE	15	M.E. LYONS, OH	:53.03	5)	STEWART, OSWALD	18	PIEDMONT, VA	:53.70
	:24.79 :28.24					:25.29 :28.41			
3)	DEAN, JOHN	14	RALEIGH, NC	:53.20	6)	TAYLOR, MICHAEL	17	ANNE ARUNDEL, MD	:53.77
	:25.17 :28.03					:25.23 :28.54			

( CONTINUED ON NEXT PAGE )

## EVENT: 58 MEN'S 100 YARDS BUTTERFLY

(CONTINUED)

7) DAGGETT, MATT	16 OAK PARK, IL	:53.86	32) PIKE, BRENDAN	17 OLD COLONY, MA	:56.59
:25.02 :28.84			:26.45 :30.14		
8) ANDERSON, MATT	17 WILTON, CT	:53.93	33) SWIGON, MICHAEL	16 ROWAN COUNTY, NC	:56.62
:25.14 :28.79			:26.76 :29.86		
9) SORIA, ERIK	15 NEW CANAAN, CT	:53.97	34) CHANDLER, DAN	17 WILMINGTON, NC	:56.67
:25.37 :28.60			:26.97 :29.70		
10) SUTHERLAND, DAVE	17 RALEIGH, NC	:53.98	35) BRENDS, STEVEN	17 GLENDALE, CA	:56.69
:25.20 :28.78			:25.82 :30.87		
11) CHENIER, MICHAEL	16 GOLDSBORO, NC	:54.03	36) TRUPIN, DAN	13 CHAMPAIGN, IL	:56.81
:25.12 :28.91			:26.79 :30.02		
12) SINGLEY, DANAYAND	18 BURLINGTON, VT	:54.64	37) ANGELL, KEN	17 NASHUA, NH	:57.25
:25.44 :29.20			:26.28 :30.97		
13) WYNNE, DAVID	17 MONTCLAIR, NJ	:54.81	38) GNAGBY, KEVIN	17 CHAMPAIGN, IL	:57.30
:25.61 :29.20			:26.60 :30.70		
14) BURSTEIN, SETH	15 RAHWAY, NJ	:54.84	39) HOLMES, TIM	17 WAYNESBORO, PA	:57.34
:25.44 :29.40			:26.69 :30.65		
15) DESORBO, ANDREW	14 ROWAN COUNTY, NC	:54.87	40) BUTTINO, TOM	16 CORTLAND, NY	:57.38
:25.88 :28.99			:27.32 :30.06		
16) SCHIBELL, RICKY	17 RED BANK, NJ	:54.93	41) KUCZYNSKI, ALEX	15 BLOOMSBURG, PA	:57.56
:25.65 :29.28			:26.43 :31.13		
17) SMITH, EVAN	15 BOISE, ID	:54.99	42) WALLACE, TIMOTHY	16 CATONSVILLE, MD	:57.59
:25.99 :29.00			:25.73 :31.86		
18) LEE, TONY	16 GLENDALE, CA	:55.00	43) KINNEY, STEPHAN	15 FAIRFIELD, CT	:57.74
:25.90 :29.10			:26.65 :31.09		
19) WAGNER, JEFF	16 FANWOOD, NJ	:55.34	44) KROETSCH, JOSHUA	18 ASHLAND, KY	:57.80
:25.62 :29.72			:26.25 :31.55		
20) BENCIVENGO, DREW	16 HAMILTON, NJ	:55.38	45) ROBBINS, ELLIOT	16 HICKORY, NC	:57.82
:26.12 :29.26			:27.05 :30.77		
21) KRATSON, MARK	20 MONTCLAIR, NJ	:55.39	46) BLASUCCI, PAUL	17 MONTCLAIR, NJ	:58.32
:26.11 :29.28			:27.35 :30.97		
22) FORCIER, MATT	18 CHESHIRE, CT	:55.87	47) KARELJUS, CHRIS	17 FANWOOD, NJ	:58.67
:25.84 :30.03			:26.88 :31.79		
23) WEATHERS, RYAN	16 PHOENIXVILLE, PA	:55.92	48) LAPRINO, MATTHEW	16 NEW CANAAN, CT	:58.84
:25.34 :30.58			:26.57 :32.27		
24) MURIN, JOE	16 GLENS FALLS, NY	:55.97	49) CLEMENS, MIKE	17 NASHUA, NH	:58.88
:26.86 :29.11			:27.01 :31.87		
25) HOLCOMB, MATT	15 N.OAKLAND CO, MI	:56.13	50) JENKINS, JEREMY	16 BEAVER CREEK, OH	:58.98
:25.91 :30.22			:27.66 :31.32		
26) KNITTEL, PAT	18 RALEIGH, NC	:56.14	51) ANDERSON, SKY	16 UPR MAIN LINE, PA	:59.07
:26.57 :29.57			:27.49 :31.58		
27) BARFUSS, RICHARD	16 SOMERSET, NJ	:56.28	52) GUIMARAES, PEDRO	18 PRINCETON, NJ	:59.86
:26.26 :30.02			:27.57 :32.29		
28) HARVEY, TODD	17 LAUREL HIGHLANDS	:56.39	53) LANG, ALEX	17 RAPPAHANNOCK, VA	:59.93
:26.58 :29.81			:27.84 :32.09		
29) SCHACK, KYLE	16 SOUTH OAKLAND, MI	:56.40	54) GOTTFREY, JEFFREY	16 Mt. VERNON, OH	1:00.92
:26.14 :30.26			:28.58 :32.34		
30) BARTON, KEN	18 CHESHIRE, CT	:56.45	55) CLARK, GARRETT	18 MIDDLEBORO, MA	1:03.00
:26.22 :30.23			:27.78 :35.22		
31) CARTER, ALAN	17 WAYNESBORO, VA	:56.57			
:25.94 :30.63					

1997 Y.M.C.A. NATIONAL SHORT COURSE  
 SWIMMING and DIVING CHAMPIONSHIPS  
 Swum at: INTERNATIONAL SWIMMING HALL of FAME AQUATIC CENTER, FORT LAUDERDALE

EVENT : 21 WOMEN'S 400 YARDS INDIVIDUAL MEDLEY \*\*\*\*\* APRIL 10, 1997 \*\*\*\*\*  
 NATIONAL RECORD 4:15.90 S. MAGGIO N.W. DUPAGE, IL 1994  
 QUALIFYING FOR NATIONALS 4:47.89

PLACE	NAME	YEAR	TEAM	TRIALS	FINAL			
<b>CHAMPIONSHIP FINAL</b>								
1)	BOSEVSKA, MIRJANA	15	ORLANDO, FL	4:23.71	4:19.27			
				:27.93 :31.42 :33.62 :32.83				
				:36.48 :37.33 :30.42 :29.24				
2)	DeLONG, JENNIFER	17	WINSTON-SALEM, NC	4:27.69	4:24.65			
				:28.57 :32.45 :33.65 :33.02				
				:39.17 :39.02 :30.64 :28.13				
3)	WILHELM, HELENA	16	SARASOTA, FL	4:28.97	4:25.60			
				:28.70 :31.88 :33.32 :33.14				
				:38.84 :39.00 :30.99 :29.73				
4)	ARMITAGE, KATHRYN	18	HAMDEN/N.HAVEN	4:27.84	4:26.67			
				:29.11 :33.38 :34.90 :34.16				
				:37.88 :37.97 :30.83 :28.44				
5)	OLSON, MELISSA	18	HUNTINGTON, WV	4:25.38	4:26.72			
				:28.45 :32.85 :33.47 :33.33				
				:38.09 :39.18 :31.64 :29.71				
6)	ROSS, LEAH	15	M.E. LYONS, OH	4:32.11	4:30.40			
				:28.23 :32.48 :35.49 :33.46				
				:39.21 :39.82 :31.33 :30.38				
7)	BALLENGER, EMILY	16	SPARTANBURG, SC	4:30.47	4:30.43			
				:29.40 :33.02 :34.96 :35.28				
				:38.68 :39.04 :30.67 :29.38				
8)	KIRRAS, JESSICA	16	ANN ARBOR, MI	4:32.22	4:35.75			
				:30.59 :34.25 :33.68 :33.36				
				:39.84 :39.82 :32.40 :31.81				
<b>CONSOLATION FINAL</b>								
9)	MORSE, MINDY	17	WILTON, CT	4:36.29	4:29.78			
				:29.23 :33.17 :33.48 :33.49				
				:38.80 :39.90 :31.59 :30.12				
10)	FENN, MEGHAN	17	WESTPORT, CT	4:33.49	4:30.59			
				:29.22 :32.95 :34.93 :34.13				
				:38.71 :38.49 :31.52 :30.64				
11)	PATE, VIRGINIA	14	WINSTON-SALEM, NC	4:33.61	4:31.70			
				:29.05 :33.43 :34.04 :33.83				
				:38.68 :39.33 :32.14 :31.20				
12)	DUDLEY, KELLI	15	CTR.TOPEKA, KS	4:34.49	4:32.11			
				:29.33 :33.63 :33.99 :33.55				
				:39.98 :39.86 :31.51 :30.26				
13)	BOWMAN, CAROLYN	13	CHESHIRE, CT	4:34.63	4:32.59			
				:29.14 :32.92 :36.59 :34.42				
				:39.22 :39.55 :30.98 :29.77				
14)	SPIRO, ERIN	15	N.OAKLAND CO, MI	4:35.35	4:33.19			
				:29.34 :33.20 :35.08 :34.76				
				:39.97 :40.03 :30.92 :29.89				
15)	BRADLEY, TERRI	15	N.W.DUPAGE, IL	4:35.99	4:34.82			
				:29.17 :33.63 :35.41 :34.09				
				:40.70 :40.75 :31.25 :29.82				
16)	SCHIRMAN, JO ELLEN	17	HUNTINGTON, WV	4:34.58	4:37.14			
				:28.63 :32.70 :36.52 :35.82				
				:39.90 :40.52 :31.92 :31.13				
1)	BOSEVSKA, MIRJANA	15	ORLANDO, FL	4:23.71	4) ARMITAGE, KATHRYN	18	HAMDEN/N.HAVEN	4:27.84
				:28.15 :31.93 :34.21 :33.26				
				:37.34 :38.41 :30.74 :29.67				
2)	OLSON, MELISSA	18	HUNTINGTON, WV	4:25.38	5) WILHELM, HELENA	16	SARASOTA, FL	4:28.97
				:28.89 :32.79 :33.58 :33.05				
				:37.71 :38.24 :31.29 :29.83				
3)	DeLONG, JENNIFER	17	WINSTON-SALEM, NC	4:27.69	6) BALLENGER, EMILY	16	SPARTANBURG, SC	4:30.47
				:28.71 :32.10 :33.27 :32.71				
				:39.19 :39.67 :31.79 :30.25				
				:29.22 :32.74 :34.82 :34.37				
				:37.38 :38.02 :31.41 :29.88				
				:28.47 :32.21 :33.59 :33.66				
				:38.71 :39.64 :31.90 :30.79				
				:29.31 :32.78 :35.08 :34.90				
				:38.74 :38.86 :30.90 :29.90				

( CC

Results will be available each morning at:  
[www.ymca.net/d/10/1.html](http://www.ymca.net/d/10/1.html)

## EVENT: 21 WOMEN'S 400 YARDS INDIVIDUAL MEDLEY

(CONTINUED)

7)	ROSS, LEAH	15 M.E. LYONS, OH	4:32.11	31)	FLYNN, ERIN	17 WESTPORT, CT	4:40.73
	:28.48 :31.99	:36.38 :33.73			:30.76 :34.03	:36.26 :34.82	
	:39.56 :39.99	:31.44 :30.54			:41.09 :40.51	:32.37 :30.89	
8)	KIRRAS, JESSICA	16 ANN ARBOR, MI	4:32.22	32)	BAILEY, KARLA	13 N.W.DUPAGE, IL	4:40.81
	:30.56 :33.81	:33.12 :32.72			:31.34 :36.34	:34.81 :34.12	
	:39.39 :39.35	:31.95 :31.32			:39.46 :40.04	:32.90 :31.80	
9)	FRNN, MEGHAN	17 WESTPORT, CT	4:33.49	33)	POLLENZ, JAMIE	16 RALEIGH, NC	4:40.96
	:29.04 :32.66	:34.62 :34.45			:29.69 :34.66	:35.88 :35.57	
	:38.48 :39.29	:33.04 :31.91			:40.03 :40.76	:32.89 :31.48	
10)	PATE, VIRGINIA	14 WINSTON-SALEM, NC	4:33.61	34)	CUTLER, LAURA	13 WINSTON-SALEM, NC	4:41.02
	:29.51 :32.99	:34.48 :33.78			:30.66 :34.69	:35.90 :35.38	
	:39.52 :39.40	:32.52 :31.41			:40.53 :40.43	:31.72 :31.71	
11)	DUDLEY, KELLI	15 GTR. TOPEKA, KS	4:34.49	35)	DANKENHOWER, ANNE	16 CHAMPAIGN, IL	4:41.13
	:29.54 :33.48	:34.49 :33.94			:30.28 :34.01	:34.61 :34.44	
	:39.44 :40.02	:32.47 :31.11			:41.53 :42.44	:32.63 :31.19	
12)	SCHIRMAN, JO ELLEN	17 HUNTINGTON, WV	4:34.58	36)	CARLISLE, JENN	15 RIDGEWOOD, NJ	4:41.26
	:27.98 :32.54	:35.74 :35.63			:30.52 :35.53	:35.25 :34.51	
	:39.51 :39.80	:31.73 :31.65			:41.29 :41.43	:32.11 :30.62	
13)	BOWMAN, CAROLYN	13 CHESHIRE, CT	4:34.63	37)	KRAMER, ANNIE	15 ANNE ARUNDEL, MD	4:41.39
	:29.32 :32.66	:36.12 :35.65			:28.89 :32.71	:36.71 :35.97	
	:39.35 :39.71	:32.00 :29.82			:41.09 :41.55	:33.37 :31.10	
14)	SPIRO, ERIN	15 N.OAKLAND CO, MI	4:35.35	38)	SANDELL, JACKIE	18 MCHENRY CO, IL	4:41.45
	:29.59 :33.43	:34.08 :34.02			:29.62 :34.37	:36.22 :36.01	
	:40.53 :39.90	:31.89 :31.91			:39.28 :41.19	:33.04 :31.72	
15)	BRADLEY, TERRI	15 N.W.DUPAGE, IL	4:35.99	39)	ELLINGTON, MAGGIE	16 WILTON, CT	4:41.49
	:28.90 :34.29	:35.26 :34.38			:29.36 :33.79	:37.50 :36.61	
	:41.21 :41.07	:31.19 :29.69			:38.91 :40.37	:33.11 :31.84	
16)	MORSE, MINDY	17 WILTON, CT	4:36.29	40)	SZWEDA, MAUREEN	16 N.W.DUPAGE, IL	4:41.53
	:29.17 :33.25	:34.16 :34.13			:29.14 :32.96	:36.48 :35.16	
	:39.80 :41.02	:33.02 :31.74			:42.28 :42.44	:32.42 :30.65	
17)	FRNN, EMILY	15 WESTPORT, CT	4:36.32	41)	BODINE, LAURA	16 ANNE ARUNDEL, MD	4:41.64
	:30.51 :35.32	:35.34 :34.53			:30.02 :34.54	:34.52 :34.23	
	:38.88 :40.22	:31.32 :30.20			:40.56 :41.17	:33.88 :32.72	
18)	FUNK, SHANNON	15 MARIETTA, OH	4:36.44	42)	ENGRAMM, MARLA	17 RALEIGH, NC	4:41.87
	:28.62 :32.72	:35.24 :34.79			:30.03 :33.69	:36.23 :35.18	
	:40.31 :41.86	:32.23 :30.67			:41.34 :41.97	:32.44 :30.99	
19)	ROCK, KATIE	15 CHESHIRE, CT	4:36.58	43)	TINNEY, KRISTEN	14 ANN ARBOR, MI	4:41.95
	:28.97 :33.48	:35.40 :34.65			:31.24 :35.74	:34.68 :34.96	
	:39.75 :40.86	:32.50 :30.97			:41.53 :42.44	:31.44 :29.92	
20)	CIPOLETTI, ELLEN	18 HUNTINGTON, WV	4:36.72	44)	WEBB, MELISSA	13 HUNTINGTON, WV	4:42.00
	:29.63 :34.04	:35.39 :34.72			:30.90 :34.91	:34.42 :33.88	
	:39.93 :40.23	:32.24 :30.54			:42.03 :42.25	:32.86 :30.75	
21)	TOMES, EMILY	15 M.E. LYONS, OH	4:36.87	45)	PRINCE, STEPHANIE	16 BOISE, ID	4:42.16
	:29.71 :32.76	:36.92 :35.95			:29.99 :33.99	:35.78 :35.24	
	:39.72 :40.12	:31.35 :30.34			:41.10 :41.38	:33.17 :31.51	
22)	BROWN, LILLIAN	17 WILTON, CT	4:36.96	46)	ANDREWS, JAMIE	15 SOUTHSIDE, VA	4:42.21
	:29.59 :33.17	:36.49 :35.77			:29.66 :33.91	:35.64 :36.47	
	:39.66 :40.14	:31.48 :30.66			:39.82 :40.64	:33.50 :32.57	
23)	SZUMERA, KRISTEN	18 RED BANK, NJ	4:37.31	47)	WIETHORN, MOLLY	17 POWEL CROSLEY, OH	4:42.28
	:30.54 :35.00	:37.02 :36.09			:29.90 :33.71	:35.22 :34.79	
	:35.96 :37.79	:33.20 :31.71			:41.27 :41.90	:32.93 :32.56	
24)	SWEETING, KELLI	15 SARASOTA, FL	4:37.83	48)	LUSCHAS, MARY	17 BLOOMSBURG, PA	4:42.29
	:29.54 :33.53	:34.89 :34.33			:29.17 :33.88	:35.57 :34.81	
	:39.71 :40.93	:32.96 :31.94			:41.68 :42.04	:32.80 :32.34	
25)	HELVY, STACY	18 N.W.DUPAGE, IL	4:38.00	49)	GEHART, JENNIFER	14 SOMERSET VLY, NJ	4:42.61
	:29.74 :33.55	:35.11 :34.14			:31.10 :35.05	:36.18 :36.33	
	:40.22 :41.54	:32.20 :31.50			:38.84 :39.81	:33.47 :31.83	
26)	STAPLETON, EMILY	14 SCHROEDER BR. WI	4:38.27	49)	MEYERS, JULIE	16 SOMERSET HLS, NJ	4:42.61
	:30.54 :34.61	:34.75 :34.59			:29.81 :34.52	:34.81 :34.04	
	:39.96 :40.15	:32.77 :30.90			:41.98 :43.00	:33.15 :31.30	
27)	KILLEY, HEATHER	16 SCHROEDER BR. WI	4:38.48	51)	WAKEFIELD, STEPHANIE	17 M.E. LYONS, OH	4:42.78
	:29.87 :33.74	:36.26 :35.68			:31.70 :36.12	:35.35 :33.87	
	:39.96 :40.84	:31.60 :30.53			:41.66 :40.97	:32.28 :30.83	
28)	PILOTO, J.P.	17 SARASOTA, FL	4:38.50	52)	MATTHEWS, MELANIE	15 WAYNESBORO, VA	4:42.91
	:29.75 :34.32	:35.67 :35.22			:30.05 :34.90	:35.58 :35.43	
	:39.09 :40.78	:32.33 :31.34			:40.61 :41.15	:34.10 :31.09	
29)	CATTRELL, LINDSEY	16 WILTON, CT	4:39.38	53)	LEONARD, JACY	17 MACOMB, MI	4:43.27
	:29.58 :33.15	:35.87 :35.34			:29.42 :33.29	:37.97 :36.21	
	:40.29 :41.84	:32.21 :31.10			:40.56 :42.42	:32.97 :30.43	
30)	SOUPPA, KRISTIN	15 NAPERVILLE, IL	4:40.59	54)	LOWE, MOLLY	17 HAMILTON, NJ	4:43.29
	:30.88 :35.59	:37.18 :36.84			:30.35 :34.20	:36.63 :36.38	
	:38.13 :39.10	:32.24 :30.63			:40.06 :41.07	:32.75 :31.85	

(CONTINUED ON NEXT PAGE)



## EVENT: 21 WOMEN'S 400 YARDS INDIVIDUAL MEDLEY

(CONTINUED)

55)	ORR, MISSY	16 SPARTANBURG, SC	4:43.31	75)	WAKEFIELD, ANGELA	17 M.E. LYONS, OH	4:48.71
	:30.20 :34.00 :37.13 :35.56				:31.97 :35.45 :37.24 :35.70		
	:40.81 :41.18 :32.98 :31.45				:42.14 :42.58 :32.76 :30.87		
56)	DURK, LAUREN	12 DEFIANCE, OH	4:43.49	76)	PILOTO, MELISSA	15 SARASOTA, FL	4:48.88
	:31.20 :35.11 :35.66 :35.72				:29.58 :34.60 :37.20 :36.02		
	:39.59 :40.28 :33.75 :32.18				:41.77 :42.76 :33.71 :33.24		
57)	MARCHETTI, SHANA	16 UPR MAIN LINE, PA	4:43.58	77)	ABE, AKIKO	17 SAN PEDRO, CA	4:49.03
	:29.51 :34.36 :37.75 :36.64				:30.40 :34.24 :38.09 :37.49		
	:41.55 :41.24 :31.64 :30.89				:39.39 :41.10 :34.65 :33.67		
58)	HOLZ, KIRSTEN	15 ORLANDO, FL	4:43.72	78)	FOWLER, ELIZABETH	14 ANNE ARUNDEL, MD	4:49.06
	:30.22 :34.81 :35.85 :34.89				:30.65 :35.32 :35.82 :34.51		
	:41.30 :42.13 :33.36 :31.16				:42.96 :43.36 :33.87 :32.57		
59)	BERQUIST, LAUREN	16 N.OAKLAND CO, MI	4:44.24	79)	SHORE, REBECCA	14 SUMMIT AREA, NJ	4:49.44
	:29.90 :33.80 :36.86 :36.51				:30.74 :34.77 :37.16 :36.55		
	:40.59 :41.10 :33.36 :32.12				:40.82 :42.03 :34.12 :33.25		
60)	GAMBILL, LINDSEY	17 N.OAKLAND CO, MI	4:44.90	80)	SNYDER, JILL	18 N.W.DUPAGE, IL	4:49.80
	:30.40 :34.14 :36.14 :36.01				:30.85 :35.98 :37.36 :36.68		
	:40.53 :41.42 :33.14 :33.12				:41.12 :42.39 :33.47 :31.95		
61)	LIBERTINY, TIMBA	16 NEW CANAAN, CT	4:45.20	80)	LOCHTE, MEGAN	17 DAYTONA BEACH Y	4:49.80
	:30.50 :35.23 :36.68 :35.51				:29.67 :34.46 :35.66 :36.18		
	:41.90 :41.82 :32.23 :31.33				:42.36 :44.33 :33.86 :33.28		
62)	MILLER, DARCY	16 N.W.DUPAGE, IL	4:45.27	82)	DELIA, ABBY	15 OSWEGO, NY	4:49.95
	:30.56 :34.42 :36.45 :36.89				:29.80 :35.36 :35.99 :35.57		
	:40.05 :41.02 :32.75 :33.13				:42.64 :43.78 :33.35 :33.46		
63)	ANTONUCCI, MELINDA	17 BURLINGTON, VT	4:45.63	83)	DUMBLETON, DANIKA	14 UPR MAIN LINE, PA	4:50.03
	:30.90 :35.73 :36.88 :36.25				:30.91 :36.24 :37.86 :36.69		
	:39.93 :40.44 :33.94 :31.56				:41.36 :42.17 :33.05 :31.75		
64)	PARKS, CATHERINE	14 WINSTON-SALEM, NC	4:45.76	84)	SKOLNIK, MELISSA	15 WILTON, CT	4:51.36
	:29.96 :33.67 :36.62 :36.07				:29.37 :34.17 :37.81 :37.96		
	:41.67 :42.46 :33.06 :32.25				:40.97 :42.59 :35.36 :33.13		
65)	CROSSEN, CAMMY	18 MONTGOMERY, AL	4:45.91	85)	MURACA, DANIELLE	17 WILTON, CT	4:51.61
	:30.10 :34.15 :36.54 :34.99				:31.31 :35.30 :37.61 :37.30		
	:42.63 :42.71 :33.02 :31.77				:41.61 :43.23 :33.33 :31.92		
66)	DAWE, LAUREN	16 WESTPORT, CT	4:46.06	86)	MILLS, JESSICA	13 SPARTANBURG, SC	4:52.34
	:30.58 :34.68 :36.40 :35.12				:30.95 :35.96 :38.23 :37.82		
	:41.86 :42.55 :32.86 :32.01				:41.79 :42.34 :32.94 :32.31		
67)	MUSK, LAUREN	15 M.E. LYONS, OH	4:46.11	87)	MARTIN, SARAH	14 CHESHIRE, CT	4:53.43
	:30.82 :34.66 :36.38 :35.88				:30.32 :35.60 :36.80 :35.94		
	:40.92 :41.96 :33.52 :31.97				:42.57 :42.96 :35.19 :34.05		
68)	MARTIN, KATIE	15 CHESHIRE, CT	4:46.39	88)	McFERRAN, JESSE	14 BLUE ASH, OH	4:54.72
	:30.94 :36.06 :36.81 :36.08				:31.29 :36.22 :37.71 :36.85		
	:40.98 :41.10 :32.94 :31.48				:42.56 :43.42 :33.61 :33.06		
69)	HELMERS, MAGGIE	16 FAIRFIELD, OH	4:46.53	89)	BROCK, LESLIE	16 APPLETON, WI	4:54.80
	:29.29 :34.20 :36.00 :36.19				:31.77 :36.66 :38.23 :37.83		
	:41.78 :42.62 :33.64 :32.81				:41.38 :41.73 :34.35 :32.85		
70)	MISTELE, SARAH	16 SAN PEDRO, CA	4:46.97	90)	GALLAGHER, COLLEEN	12 N.W.DUPAGE, IL	4:55.79
	:30.68 :34.26 :35.70 :34.94				:31.66 :36.70 :38.16 :37.73		
	:42.45 :43.52 :33.19 :32.23				:42.16 :43.58 :33.99 :31.81		
71)	BOLLINGER, KATE	18 WILTON, CT	4:47.21	91)	WEITZ, RACHEL	16 BURLINGTON, NJ	4:55.81
	:30.33 :34.69 :37.77 :37.46				:31.56 :36.75 :36.48 :36.60		
	:40.22 :41.15 :33.54 :32.05				:42.81 :43.96 :34.75 :32.90		
72)	PATTERSON, BROOKE	17 SCHROEDER BR. WI	4:48.07	92)	LINTON, CHANDRA	16 CHAMPAIGN, IL	4:55.98
	:29.89 :34.89 :36.09 :35.61				:30.74 :35.39 :37.35 :37.07		
	:41.40 :43.17 :33.62 :33.40				:43.98 :45.02 :33.51 :32.92		
73)	PLUMMER, MELISSA	15 NEWARK, DE	4:48.19	93)	McKINNEY, KARA	14 ROANOKE, VA	4:57.55
	:29.98 :33.96 :38.18 :37.41				:32.00 :39.11 :38.70 :37.56		
	:40.81 :41.13 :33.88 :32.84				:40.93 :41.10 :34.87 :33.28		
74)	NICHOLSON, KATIE	14 N.W.DUPAGE, IL	4:48.45				
	:28.95 :34.40 :37.88 :38.03						
	:41.99 :42.59 :33.22 :31.39						

( CONTINUED ON NEXT PAGE )

EVENT : 22 MEN'S 400 YARDS INDIVIDUAL MEDLEY \*\*\*\*\*  
 NATIONAL RECORD 3:53.03 MARTY HUBBELL COUNTRYSIDE, OH 1992  
 QUALIFYING FOR NATIONALS 4:26.89

APRIL 10, 1997 \*\*\*\*\*

PLACE	NAME	YEAR	TEAM	TRIALS	FINAL			
<b>CHAMPIONSHIP FINAL</b>								
1)	MESSNER, ADAM	18	ANN ARBOR, MI	4:00.12	3:58.04			
	:24.57 :28.36 :29.87 :29.13							
	:35.02 :35.65 :28.30 :27.14							
2)	SOTO, CARLOS	16	SAN PEDRO, CA	4:05.14	4:02.58			
	:26.21 :29.33 :30.70 :30.05							
	:35.02 :35.60 :28.71 :26.96							
3)	FALTRACO, JOEY	16	SPARTANBURG, SC	4:03.87	4:02.78			
	:24.73 :28.78 :29.07 :28.89							
	:36.47 :37.49 :29.52 :27.83							
4)	BAICY, JOB	16	RALEIGH, NC	4:06.30	4:04.00			
	:26.21 :29.55 :30.80 :31.35							
	:35.25 :35.44 :28.18 :27.22							
5)	YACCO, MATTHEW	16	WESTPORT, CT	4:06.20	4:04.80			
	:25.86 :29.79 :32.41 :31.01							
	:35.14 :35.50 :28.12 :26.97							
6)	CARLSON, TIM	17	N.W.DUPAGE, IL	4:02.46	4:04.85			
	:25.48 :29.38 :31.27 :31.08							
	:35.33 :35.71 :28.68 :27.92							
7)	LAM, RANDY	14	N.OAKLAND CO, MI	4:04.95	4:05.86			
	:25.67 :29.96 :30.95 :30.95							
	:35.77 :36.64 :28.48 :27.44							
8)	HERRINGTON, MICHAEL	17	SARASOTA, FL	4:05.31	4:06.52			
	:26.05 :29.59 :31.13 :30.44							
	:36.33 :36.70 :28.32 :27.96							
<b>CONSOLATION FINAL</b>								
9)	JOHNSON, ADAM	17	WINSTON-SALEM, NC	4:08.27	4:06.58			
	:26.30 :29.82 :31.60 :30.92							
	:34.70 :35.64 :28.97 :28.63							
10)	HOLCOMB, BRETT	17	N.OAKLAND CO, MI	4:07.58	4:06.97			
	:26.42 :29.80 :32.23 :32.45							
	:34.46 :35.47 :28.94 :27.20							
11)	DUDA, NICHOLAS	17	DEARBORN, MI	4:06.54	4:07.18			
	:25.94 :29.49 :32.73 :32.29							
	:34.65 :35.95 :28.72 :27.41							
12)	MILAK, KEVIN	17	APPLETON, WI	4:06.78	4:07.25			
	:26.51 :30.05 :31.22 :31.04							
	:35.68 :36.61 :28.82 :27.32							
13)	PERRY, WARREN	16	RALEIGH, NC	4:08.32	4:07.44 ✓			
	:25.57 :29.63 :32.22 :31.66							
	:35.82 :35.97 :29.14 :27.43							
14)	BENORR, AARON	16	N.OAKLAND CO, MI	4:07.87	4:07.96			
	:26.53 :29.92 :31.54 :31.72							
	:36.33 :00.00 :00.00 1:31.92							
15)	HILL, MARCUS	18	CENT.KENTUCKY	4:09.56	4:08.65			
	:26.37 :30.15 :30.87 :30.88							
	:35.98 :35.72 :29.48 :29.20							
16)	JANSSEN, BRIAN	18	M.E. LYONS, OH	4:07.70	4:10.80			
	:26.70 :30.55 :31.76 :31.37							
	:36.23 :36.57 :29.03 :28.59							
1)	MESSNER, ADAM	18	ANN ARBOR, MI	4:00.12	5) SOTO, CARLOS	16	SAN PEDRO, CA	4:05.14
	:24.48 :28.78 :30.71 :30.58							
	:35.34 :36.33 :27.51 :26.39							
2)	CARLSON, TIM	17	N.W.DUPAGE, IL	4:02.46	6) HERRINGTON, MICHAEL	17	SARASOTA, FL	4:05.31
	:25.32 :28.79 :31.25 :30.92							
	:34.86 :34.52 :29.05 :27.75							
3)	FALTRACO, JOEY	16	SPARTANBURG, SC	4:03.87	7) YACCO, MATTHEW	16	WESTPORT, CT	4:06.20
	:24.61 :29.19 :29.78 :29.09							
	:37.30 :37.14 :29.14 :27.62							
4)	LAM, RANDY	14	N.OAKLAND CO, MI	4:04.95	8) BAICY, JOB	16	RALEIGH, NC	4:06.30
	:25.93 :29.94 :30.85 :30.54							
	:35.10 :36.18 :29.03 :27.38							

( CONTINUED ON NEXT PAGE )

EVENT: 22 MEN'S 400 YARDS INDIVIDUAL MEDLEY (CONTINUED)

9)	DUDA, NICHOLAS	17 DEARBORN, MI	4:06.54	33)	GRAVES, JAMES	15 N.W.DUPAGE, IL	4:15.33
	:26.05 :29.81 :32.08 :32.03				:25.90 :29.51 :33.05 :31.86		
	:34.91 :35.99 :28.04 :27.63				:38.27 :38.69 :29.54 :28.51		
10)	MILAK, KEVIN	17 APPLETON, WI	4:06.78	34)	ANDERSON, MARC	18 N.W.DUPAGE, IL	4:16.30
	:25.98 :29.83 :31.22 :30.81				:26.31 :30.00 :31.86 :31.98		
	:35.88 :36.86 :28.23 :27.97				:37.57 :38.80 :30.18 :29.60		
11)	HOLCOMB, BRETT	17 N.OAKLAND CO, MI	4:07.58	35)	TAYLOR, MICHAEL	17 ANNE ARUNDEL, MD	4:16.48
	:27.28 :30.31 :32.04 :31.76				:26.86 :30.12 :32.87 :32.65		
	:33.83 :34.75 :29.13 :28.48				:36.65 :38.04 :29.72 :29.57		
12)	JANSSEN, BRIAN	18 M.E. LYONS, OH	4:07.70	36)	BOATRIGHT, JEFF	15 WAYNESBORO, VA	4:16.65
	:27.32 :29.98 :31.99 :30.85				:26.49 :30.21 :32.89 :32.85		
	:36.38 :36.02 :28.22 :26.94				:38.32 :38.53 :29.08 :28.28		
13)	BENORE, AARON	16 N.OAKLAND CO, MI	4:07.87	37)	MacDONALD, CONOR	16 RED BANK, NJ	4:16.77
	:26.27 :29.53 :31.84 :30.81				:27.77 :31.91 :34.44 :33.00		
	:36.04 :37.08 :28.94 :27.36				:34.12 :35.20 :30.60 :29.73		
14)	JOHNSON, ADAM	17 WINSTON-SALEM, NC	4:08.27	38)	HEWITT, MIKE	16 COUNTRYSIDE, OH	4:17.13
	:25.69 :30.04 :32.17 :31.30				:27.28 :31.55 :32.91 :32.50		
	:35.53 :36.00 :29.21 :28.33				:37.20 :36.11 :30.47 :29.11		
15)	PERRY, WARREN	16 RALEIGH, NC	4:08.32	39)	BURRALL, GRANT	18 SCHROEDER BR. WI	4:17.30
	:25.51 :29.61 :32.13 :31.39				:27.51 :30.89 :33.57 :33.12		
	:35.65 :36.16 :29.64 :28.23				:37.67 :36.64 :29.69 :28.21		
16)	HILL, MARCUS	18 CRT. KENTUCKY	4:09.56	40)	CARVER, KRIS	14 ANN ARBOR, MI	4:17.72
	:25.83 :29.61 :30.76 :30.22				:27.89 :31.41 :32.91 :32.36		
	:36.13 :36.37 :30.41 :30.23				:36.13 :36.62 :30.79 :29.61		
17)	OLSON, KEVIN	16 N.W.DUPAGE, IL	4:09.62	41)	PUBANTZ, DAVID	16 WINSTON-SALEM, NC	4:17.82
	:25.84 :29.48 :31.90 :31.77				:27.21 :31.32 :32.44 :31.11		
	:36.20 :37.09 :28.79 :28.55				:38.62 :37.96 :30.20 :28.96		
18)	JOGANOW, VIKTOR	17 LAKELAND HILL, NJ	4:09.74	42)	MURPHY, THOMAS	17 LAKELAND HILL, NJ	4:17.88
	:27.48 :30.95 :32.40 :31.13				:26.87 :30.78 :33.92 :33.47		
	:34.71 :35.50 :29.45 :28.12				:35.17 :35.97 :31.90 :29.80		
19)	CROSSMAN, SHAUN	16 ORLANDO, FL	4:10.18	43)	LOCKMAN, TOMMY	15 CHAMPAIGN, IL	4:19.18
	:26.49 :29.54 :32.34 :32.82				:26.35 :30.60 :33.26 :33.11		
	:34.34 :35.73 :29.94 :28.98				:38.54 :39.61 :29.74 :27.97		
20)	KERINS, JOHN	18 M.E. LYONS, OH	4:11.00	44)	GRANT, RASSAN	14 ORLANDO, FL	4:19.29
	:26.94 :30.58 :32.10 :31.25				:27.66 :32.71 :35.77 :34.57		
	:37.12 :37.09 :28.13 :27.79				:35.89 :34.48 :29.60 :28.61		
21)	SUTHERLAND, DAVE	17 RALEIGH, NC	4:11.06	45)	TURNER, JAKE	16 SARASOTA, FL	4:19.40
	:26.24 :29.74 :31.98 :32.09				:26.53 :30.70 :33.58 :32.78		
	:35.35 :36.04 :30.10 :29.52				:37.95 :38.63 :30.37 :28.86		
22)	BURNS, BRETT	15 COUNTRYSIDE, OH	4:11.87	46)	WYNNE, DAVID	17 MONTCLAIR, NJ	4:19.60
	:26.87 :31.22 :32.85 :32.06				:26.47 :30.69 :31.56 :30.95		
	:35.51 :35.26 :29.36 :28.74				:39.63 :40.44 :30.45 :29.41		
23)	MCLEOD, GEOFF	14 ROANOKE, VA	4:12.28	47)	HOFMANN, JEFF	17 CRT. VIRGINIA	4:20.09
	:25.33 :29.52 :32.45 :32.08				:27.36 :31.01 :34.76 :33.60		
	:36.08 :37.14 :30.31 :29.37				:35.02 :36.53 :31.64 :30.17		
24)	KLEIER, CAMERON	17 GTR. TOPEKA, KS	4:12.34	48)	DAVIS, ZEB	18 CORTLAND, NY	4:20.66
	:26.37 :30.03 :32.70 :32.52				:26.83 :30.86 :34.28 :33.57		
	:36.05 :37.25 :29.31 :28.11				:37.52 :37.88 :30.34 :29.38		
25)	LIMKMANN, ERIC	15 S.Pt. WAYNE, IN	4:12.53	49)	DRUPKE, AUGIE	16 WINSTON-SALEM, NC	4:20.84
	:26.84 :31.51 :31.49 :31.36				:27.09 :30.93 :33.53 :32.83		
	:35.94 :36.96 :30.03 :28.40				:37.64 :38.37 :30.87 :29.58		
26)	HEINY, MIKE	16 WINSTON-SALEM, NC	4:13.21	50)	KNITTEL, PAT	18 RALEIGH, NC	4:20.94
	:26.36 :30.62 :31.55 :31.06				:27.69 :31.15 :34.01 :32.87		
	:37.52 :37.65 :29.93 :28.52				:38.30 :38.75 :29.84 :28.33		
27)	HARMOR, TRAVIS	16 GAITHERSBURG, MD	4:13.24	51)	MAY, JEFF	15 SARASOTA, FL	4:20.97
	:26.86 :30.25 :31.66 :31.46				:27.98 :31.36 :33.08 :32.79		
	:37.49 :37.87 :28.98 :28.67				:37.34 :39.48 :30.14 :28.80		
28)	HARTSELL, JACOB	17 ROWAN COUNTY, NC	4:13.37	52)	FRANKFORT, PATRICK	16 CRT. VIRGINIA	4:21.09
	:26.42 :30.45 :31.26 :31.52				:28.35 :32.17 :32.68 :32.49		
	:36.94 :37.18 :30.09 :29.51				:37.89 :38.74 :29.88 :28.89		
29)	ATTEBERRY, JEFF	16 M.E. LYONS, OH	4:13.47	53)	KUBOVCIK, GREG	15 READING, PA	4:21.18
	:27.20 :30.76 :32.28 :32.18				:27.14 :30.65 :34.11 :34.57		
	:36.81 :37.55 :29.04 :27.65				:37.99 :38.17 :30.87 :27.68		
30)	SULLIVAN, BRANDON	17 CRT. CHESTER CO.	4:14.66	54)	ARBOGAST, TONY	15 N.W.DUPAGE, IL	4:21.36
	:26.42 :30.61 :33.43 :33.39				:26.97 :32.09 :33.68 :32.78		
	:35.98 :36.93 :29.66 :28.24				:36.13 :37.52 :31.47 :30.72		
31)	LYNCH, ADAM	17 GAMBLE-NIPPERT, O	4:15.08	55)	BOND, ERIC	17 ANNE ARUNDEL, MD	4:21.57
	:27.33 :31.12 :32.30 :31.85				:26.59 :31.58 :35.31 :33.91		
	:36.79 :36.64 :29.96 :29.09				:36.54 :36.96 :31.22 :29.46		
32)	RYAN, JIM	18 UPR MAIN LINE, PA	4:15.23	56)	KUMMER, ROBERT	15 S.Pt. WAYNE, IN	4:21.85
	:26.68 :30.44 :33.53 :32.98				:26.55 :30.49 :33.06 :32.61		
	:36.77 :37.18 :29.46 :28.19				:38.97 :39.17 :31.13 :29.87		

( CONTINUED ON NEXT PAGE )

## EVENT: 22 MEN'S 400 YARDS INDIVIDUAL MEDLEY

(CONTINUED)

57)	GILLASPY, TONY	17 MONTGOMERY, AL	4:22.00	77)	PHIL, NATAN	14 APPLETON, WI	4:28.04
	:27.72 :31.59 :33.74 :33.16				:28.15 :32.68 :33.62 :33.73		
	:39.17 :39.34 :29.36 :27.92				:39.33 :39.47 :30.89 :30.17		
58)	FRICKER, KARL	16 RED BANK, NJ	4:22.45	78)	ROBINSON, MIKE	16 RIDGEWOOD, NJ	4:28.12
	:26.68 :30.73 :33.12 :32.92				:26.88 :30.89 :34.18 :33.22		
	:39.13 :39.55 :30.85 :29.47				:38.80 :40.31 :32.57 :31.27		
59)	BENCIVENGO, DREW	16 HAMILTON, NJ	4:22.60	79)	POSPISIL, MARK	17 N.OAKLAND CO, MI	4:28.40
	:28.08 :32.17 :33.37 :33.76				:28.37 :32.78 :33.61 :33.38		
	:36.66 :38.18 :30.67 :29.71				:38.74 :40.59 :31.17 :29.76		
60)	KLINE, TRAVIS	16 GLENS FALLS, NY	4:23.32	80)	McLAUGHLIN, T.J.	16 DAYTONA BEACH Y	4:28.41
	:27.64 :32.01 :35.14 :34.29				:28.05 :31.70 :35.65 :34.27		
	:37.64 :37.04 :30.27 :29.29				:38.86 :38.87 :31.30 :29.71		
61)	WEIR, SCOTT	14 S.E.GRAND RAPIDS	4:23.54	81)	THROCKMORTON, RUSS	15 HENSEL BCKMAN, VA	4:28.62
	:27.40 :32.23 :33.16 :33.64				:28.73 :32.93 :34.89 :33.56		
	:37.11 :38.82 :30.59 :30.59				:39.79 :39.65 :30.27 :28.80		
62)	KUSS, AARON	15 N.OAKLAND CO, MI	4:23.78	82)	ENGRAHM, AARON	15 RALEIGH, NC	4:28.94
	:26.96 :31.08 :34.56 :33.42				:26.90 :31.02 :34.91 :33.68		
	:37.43 :38.01 :32.03 :30.29				:40.50 :40.71 :31.50 :29.72		
63)	ELSTON, CHRIS	16 ORLANDO, FL	4:24.14	83)	GIRALDO, DANIEL	18 GTR.BERGEN, NJ	4:29.04
	:27.59 :30.77 :34.06 :32.95				:27.56 :31.31 :35.42 :35.21		
	:39.81 :39.37 :31.40 :28.19				:38.61 :38.96 :31.21 :30.76		
64)	ROATSEY, TODD	18 HUNTINGTON, WV	4:24.15	84)	CHRSSON, WIN	13 CHAPEL HILL, NC	4:29.41
	:26.48 :30.99 :34.87 :33.71				:28.47 :33.09 :35.00 :34.38		
	:38.93 :39.49 :30.44 :29.24				:38.93 :39.07 :30.87 :29.60		
65)	HELVY, DEREK	14 N.W.DUPAGE, IL	4:24.20	85)	CALHOON, SAM	16 ROANOKE, VA	4:29.47
	:27.66 :32.08 :34.55 :34.46				:28.33 :32.03 :34.32 :33.90		
	:37.62 :38.50 :30.83 :28.50				:39.21 :39.70 :31.21 :30.77		
66)	MALMGREN, DEAN	16 N.W.DUPAGE, IL	4:25.30	86)	SWIGON, MICHAEL	16 ROWAN COUNTY, NC	4:29.85
	:28.74 :33.07 :33.59 :32.74				:27.55 :31.53 :36.85 :35.84		
	:37.53 :38.79 :31.08 :29.76				:38.59 :40.40 :29.68 :29.41		
67)	McHUGH, MICHAEL	17 BLUE ASH, OH	4:25.95	87)	PELL, DAVID	15 SPARTANBURG, SC	4:30.20
	:26.93 :31.37 :36.25 :35.14				:27.49 :31.43 :36.21 :36.66		
	:39.21 :38.56 :30.07 :28.42				:38.05 :38.71 :31.36 :30.29		
68)	TAKAHASHI, JO	15 SAN PEDRO, CA	4:26.00	88)	McCLELLAND, TROY	18 ANNE ARUNDEL, MD	4:30.32
	:27.45 :31.01 :35.38 :33.91				:28.08 :32.63 :34.52 :34.52		
	:39.92 :39.10 :30.22 :29.01				:39.11 :39.47 :31.15 :30.84		
69)	STRAEBER, CHRIS	15 UPR MAIN LINE, PA	4:26.14	89)	LIM, ANDREW	16 GLENDALE, CA	4:31.39
	:28.64 :32.00 :34.09 :33.29				:27.88 :31.78 :34.25 :34.36		
	:38.32 :38.92 :31.11 :29.77				:39.98 :40.59 :31.53 :31.02		
70)	LOEWER, JOSH	14 SPARTANBURG, SC	4:26.18	90)	McWAY, MICHAEL	15 CHAPEL HILL, NC	4:31.82
	:28.94 :33.07 :35.02 :33.16				:29.10 :33.77 :35.16 :34.45		
	:37.24 :38.31 :31.08 :29.36				:38.58 :38.68 :31.23 :30.85		
71)	GLASS, DALE	15 SOUTHSIDE, VA	4:26.77	91)	ANDERSON, MATT	17 WILTON, CT	4:34.00
	:27.72 :31.52 :33.89 :33.94				:25.98 :30.22 :37.27 :36.22		
	:38.19 :39.51 :30.98 :31.02				:38.09 :37.93 :34.87 :33.42		
72)	JANSZEN, DAVID	13 POWEL CROSLY, OH	4:26.79	92)	MONAGHAN, MICHAEL	16 SOUTH SHORE, MA	4:35.11
	:28.51 :32.55 :34.41 :33.52				:28.57 :32.92 :35.16 :34.40		
	:38.73 :38.29 :30.79 :29.99				:39.96 :40.46 :32.02 :31.62		
73)	KUCZIK, CASEY	15 RIDGEWOOD, NJ	4:27.10	93)	NEWCOMB, ROBERT	15 HENSEL BCKMAN, VA	4:36.52
	:27.46 :31.73 :33.90 :33.72				:28.44 :33.61 :33.79 :33.62		
	:38.03 :38.82 :32.33 :31.11				:41.51 :40.99 :32.66 :31.90		
74)	ACKLEY, ANDREW	14 RALEIGH, NC	4:27.18	94)	HEATON, KYLE	16 EASTSIDE, WA	4:37.67
	:28.35 :33.45 :35.28 :34.28				:28.49 :33.32 :34.84 :33.98		
	:37.66 :38.04 :30.99 :29.13				:41.66 :41.33 :32.71 :31.34		
75)	SAVEDGE, ROSS	16 SOUTHSIDE, VA	4:27.57		GRAVLEY, GRAHAM	17 HENSEL BCKMAN, VA	DISQUAL
	:26.95 :31.40 :35.72 :35.05				:27.27 :32.03 :33.68 :33.67		
	:39.55 :39.55 :29.91 :29.44				:39.07 :39.50 :30.47 DISQUAL		
76)	TRUPIN, DAN	13 CHAMPAIGN, IL	4:27.84				
	:27.34 :32.82 :35.12 :34.94						
	:37.50 :37.91 :32.26 :29.95						

(CONTINUED ON NEXT PAGE)

EVENT : 23 WOMEN'S 100 Yards FREESTYLE  
 NATIONAL RECORD :50.12 BETH WASHUT ASHTUBULA, OH  
 QUALIFYING FOR NATIONALS :55.59

\*\*\*\*\*  
 1980

APRIL 10, 1997 \*\*\*\*\*

PLACE	NAME	YEAR	TEAM	TRIALS	FINAL
<b>CHAMPIONSHIP FINAL</b>					
1)	WILLIAMS, STEFANIE	17	BLOOMSBURG, PA	:50.23	:50.10 **
	:24.30 :25.80				
<b>** NATIONAL RECORD</b>					
2)	PERRUQUET, JESSI	15	BLOOMSBURG, PA	:51.32	:51.04
	:24.73 :26.31				
3)	DUGGAN, NICOLE	18	WILTON, CT	:51.96	:51.46
	:24.89 :26.57				
4)	ADAMS, CORTNEE	15	APPLETON, WI	:51.13	:51.49
	:24.32 :27.17				
5)	SLONAKER, KATE	16	SUMMIT AREA, NJ	:52.47	:52.10
	:25.20 :26.90				
6)	LIZZILO, JESSICA	15	ORLANDO, FL	:52.54	:52.24
	:25.16 :27.08				
7)	MOORE, LAUREN	16	WILTON, CT	:52.36	:52.54
	:25.03 :27.51				
8)	CONE, KAREN	16	PARKERSBURG, WV	:52.50	:52.59
	:25.27 :27.32				
<b>CONSOLATION FINAL</b>					
9)	ADAMS, KRISTEN	17	SPARTANBURG, SC	:52.68	:52.08
	:24.89 :27.19				
10)	HULICK, DANIELLE	14	KNOX COUNTY Y,IL	:52.65	:52.10
	:24.98 :27.12				
11)	ZERHUSEN, MEGAN	17	FRANKFORT, KY	:52.83	:52.25
	:25.40 :26.85				
12)	CONGER, SARAH	17	MACOMB, MI	:53.20	:52.40
	:25.57 :26.83				
13)	BRUTZ, JESSICA	15	GTR.JOHNSTOWN,PA	:53.02	:52.46
	:25.21 :27.25				
14)	CURRAN, CAROLINE	15	WILMINGTON, NC	:52.93	:52.73
	:25.71 :27.02				
15)	GOODWIN, BETH	17	HARFORD CO, MD	:53.18	:53.10
	:25.41 :27.69				
16)	BOWMAN, SARAH	15	CHESHIRE, CT	:52.98	:53.15
	:25.68 :27.47				
1)	WILLIAMS, STEFANIE	17	BLOOMSBURG, PA	:50.23	
	:24.13 :26.10				
2)	ADAMS, CORTNEE	15	APPLETON, WI	:51.13	
	:24.69 :26.44				
3)	PERRUQUET, JESSI	15	BLOOMSBURG, PA	:51.32	
	:24.84 :26.48				
4)	DUGGAN, NICOLE	18	WILTON, CT	:51.96	
	:25.40 :26.56				
5)	MOORE, LAUREN	16	WILTON, CT	:52.36	
	:24.95 :27.41				
6)	SLONAKER, KATE	16	SUMMIT AREA, NJ	:52.47	
	:25.43 :27.04				
7)	CONE, KAREN	16	PARKERSBURG, WV	:52.50	
	:25.00 :27.50				
8)	LIZZILO, JESSICA	15	ORLANDO, FL	:52.54	
	:25.16 :27.38				
9)	HULICK, DANIELLE	14	KNOX COUNTY Y,IL	:52.65	
	:25.36 :27.29				
10)	ADAMS, KRISTEN	17	SPARTANBURG, SC	:52.68	
	:25.26 :27.42				
11)	ZERHUSEN, MEGAN	17	FRANKFORT, KY	:52.83	
	:25.66 :27.17				
12)	CURRAN, CAROLINE	15	WILMINGTON, NC	:52.93	
	:26.18 :26.75				
13)	BOWMAN, SARAH	15	CHESHIRE, CT	:52.98	
	:25.50 :27.48				
14)	BRUTZ, JESSICA	15	GTR.JOHNSTOWN, PA	:53.02	
	:25.10 :27.92				
15)	GOODWIN, BETH	17	HARFORD CO, MD	:53.18	
	:25.48 :27.70				
16)	CONGER, SARAH	17	MACOMB, MI	:53.20	
	:25.59 :27.61				
17)	FRASCHILLA, LINDSAY	17	UPR MAIN LINE, PA	:53.26	
	:25.57 :27.69				
18)	WILKINSON, JILL	17	FRANKLIN, PA	:53.31	
	:25.40 :27.91				
19)	GARDNER, KATI	17	BLOOMSBURG, PA	:53.38	
	:25.74 :27.64				
20)	FINNERTY, PATRICIA	15	WILTON, CT	:53.41	
	:25.76 :27.65				
21)	IORIO, KRISTEN	14	CHESHIRE, CT	:53.65	
	:25.99 :27.66				
21)	WOYTOWYCH, DEE DEE	15	NAPERVILLE, IL	:53.65	
	:25.90 :27.75				
23)	WINGFIELD, SARA	15	St.LUCIE CO. FL	:53.71	
	:25.58 :28.13				
24)	HOLLON, DEB	15	CARLISLE, PA	:53.75	
	:25.78 :27.97				
24)	FLIKKEMA, KATE	17	S.E.GRAND RAPIDS	:53.75	
	:25.96 :27.79				
24)	ANDERSON, ASHLEE	13	CHAMPAIGN, IL	:53.75	
	:25.79 :27.96				
27)	SCHWARTZ, RACHEL	17	RED BANK, NJ	:53.77	
	:25.75 :28.02				
28)	LYMAN, JENNY	15	GAMBLE-NIPPERT, O	:53.81	
	:25.56 :28.25				

( CONTINUED ON NEXT PAGE )

## EVENT: 23 WOMEN'S 100 Yards FREESTYLE

(CONTINUED)

29)	GROVER, MOLLIE	15	HARRISBURG, W. SHO	:53.90	65)	QUETEL, RENEE	15	SUMMIT AREA, NJ	:54.94
	:26.24 :27.66					:26.70 :28.24			
30)	SYKES, ERIN	17	ANNE ARUNDEL, MD	:53.98	66)	HONMA, KRISTEN	15	WILMINGTON, NC	:54.95
	:26.12 :27.86					:26.63 :28.32			
31)	WILLIAMS, CHRISTINE	15	HAMILTON, NJ	:53.99	67)	KOVENOCK, SARAH	17	OLD TOWN, ME	:54.97
	:25.98 :28.01					:26.59 :28.38			
31)	JARJOSA, JENNY	17	BLUE ASH, OH	:53.99	68)	SCHREPPKE, KATE	17	SOMERSET HLS, NJ	:54.99
	:25.94 :28.05					:26.29 :28.70			
33)	LAWLOR, STEPHANIE	18	WILTON, CT	:54.01	69)	McVEY, LAURA	13	PHOENIXVILLE, PA	:55.01
	:25.96 :28.05					:26.30 :28.71			
34)	JONES, TAMARA	15	RAPPAHANNOCK, VA	:54.08	70)	BRIDGES, BROOKE	12	SPARTANBURG, SC	:55.04
	:25.96 :28.12					:26.40 :28.64			
34)	MOYNIHAN, CARAGH	17	WESTPORT, CT	:54.08	70)	PETRIC, SARA	13	SCHROEDER BR. WI	:55.04
	:25.56 :28.52					:25.93 :29.11			
36)	REISENWEBER, ELIZABET	18	HAGERSTOWN, MD	:54.09	72)	NAJARIAN, LAUREN	17	BIRMINGHAM, MI	:55.06
	:26.02 :28.07					:26.32 :28.74			
37)	PINEKRA, KERRIE	17	PORT WAYNE, IN	:54.11	73)	GRIFFIN, JENNIFER	18	SOUTHSIDE, VA	:55.07
	:25.47 :28.64					:26.52 :28.55			
38)	WRIGHT, CHRISTINA	15	BIRMINGHAM, MI	:54.13	74)	WISNIEWSKI, HOLLY	16	MCHENRY CO, IL	:55.09
	:25.63 :28.50					:26.58 :28.51			
39)	GROTH, ELIZABETH	16	BIRMINGHAM, MI	:54.15	75)	DIBLASI, KATIE	16	ANNE ARUNDEL, MD	:55.10
	:25.97 :28.18					:26.78 :28.32			
40)	SCHAFFER, SARAH	15	ANNE ARUNDEL, MD	:54.21	76)	DELIA, ABBY	15	OSWEGO, NY	:55.12
	:26.00 :28.21					:26.18 :28.94			
41)	COTTER, TRACY	16	OSWEGO, NY	:54.30	77)	JOHNSON, JENNIFER	16	COLLIER CNTY, FL	:55.13
	:25.91 :28.39					:26.99 :28.14			
41)	GOTSCHELL, STEPHANIE	17	CAMBRIDGE, OH	:54.30	78)	ALCAIDE, KATRINE	15	BATH AREA, ME	:55.18
	:26.08 :28.22					:25.86 :29.32			
43)	WOYNEROWSKI, CARRIE	17	LAKE LAND HILL, NJ	:54.34	79)	HOSTETLER, KATIE	16	CHAMBERSBURG, PA	:55.20
	:25.92 :28.42					:26.35 :00.00			
44)	CHUNG, JESSICA	17	N. OAKLAND CO, MI	:54.35	80)	GEORGE, SARAH	16	WILMINGTON, NC	:55.22
	:25.88 :28.47					:26.58 :28.64			
45)	GRIFFITH, LAUREN	15	GAMBLE-NIPPERT, O	:54.36	80)	CHENEY, ADDIE	16	LIMA, OH	:55.22
	:26.35 :28.01					:26.43 :28.79			
46)	CARD, NICHOLE	18	BOYERTOWN, PA	:54.47	82)	LITTLE, LAUREN	16	MISSOURI VLY, ND	:55.24
	:26.24 :28.23					:27.10 :28.14			
47)	SALINAS, KELLY	18	LIMA, OH	:54.52	82)	WINTERS, ALISON	17	MADISON EAST, WI	:55.24
	:25.71 :28.81					:26.68 :28.56			
48)	DELLAVALLE, ASHLEY	14	SOMERSET VLY, NJ	:54.54	84)	WOESSNER, SUSAN	16	KETTERING, OH	:55.25
	:25.87 :28.67					:26.72 :28.53			
49)	MCGUIRE, BERNETTA	12	ROANOKE, VA	:54.55	85)	HUIZENGA, KELLY	16	M. B. LYONS, OH	:55.28
	:25.70 :28.85					:26.48 :28.80			
50)	SANDER, KRISTIN	17	GAMBLE-NIPPERT, O	:54.57	86)	HATIC, HALIDA	18	M. B. LYONS, OH	:55.35
	:26.25 :28.32					:26.76 :28.59			
51)	MARSH, JORDAN	16	CENT. VIRGINIA	:54.58	87)	CHANG, CHRISTINE	14	NAPERVILLE, IL	:55.36
	:26.51 :28.07					:26.61 :28.75			
51)	WHITCOMB, WENDY	15	CHESHIRE, CT	:54.58	87)	BENGSTON, ANGIE	18	NAPERVILLE, IL	:55.36
	:26.14 :28.44					:26.19 :29.17			
53)	GILKISON, EMILY	17	M. B. LYONS, OH	:54.60	87)	METROPULOS, STACI	17	MCHENRY CO, IL	:55.36
	:25.95 :28.65					:26.45 :28.91			
53)	MASSARO, MARCIE	18	READING, PA	:54.60	90)	ZIRKLE, LINDSAY	13	FINDLAY, OH	:55.37
	:26.30 :28.30					:26.13 :29.24			
55)	MILLER, KATHRYN	15	WILTON, CT	:54.63	90)	GILL, ANNIE	15	SOUTHSIDE, VA	:55.37
	:26.09 :28.54					:26.07 :29.30			
56)	DUDLEY, LAUREN	15	WILTON, CT	:54.67	90)	TABACCHI, JENNIFER	15	N. OAKLAND CO, MI	:55.37
	:26.60 :28.07					:26.63 :28.74			
57)	KOVENOCK, KATE	14	OLD TOWN, ME	:54.68	93)	CLARK, ERIN	15	S. Ft. WAYNE, IN	:55.40
	:26.57 :28.11					:26.49 :28.91			
58)	WETZEL, MIKALA	17	POWEL CROSBY, OH	:54.77	94)	COLBORN, KELLY	15	WILTON, CT	:55.44
	:26.62 :28.15					:26.54 :28.90			
59)	DEWINKEL, MADELAINE	16	METRO MADISON, WI	:54.82	95)	TURNER, JILL	16	NEWARK, DE	:55.45
	:25.82 :29.00					:26.46 :28.99			
59)	LAUGHNA, KAYE-LANI	17	UPR. PENINSULA, MI	:54.82	96)	PAGELS, DEBBIE	17	RACINE, WI	:55.48
	:26.11 :28.71					:26.34 :29.14			
61)	MADONIA, REGAN	16	FLUSHING YMCA, NY	:54.83	97)	GARRATT, BETSY	15	HENSEL ECKMAN, VA	:55.51
	:26.28 :28.55					:26.39 :29.12			
62)	MYERS, HEATHER	17	POWEL CROSBY, OH	:54.84	98)	HARRIS, DANIELLE	18	GLENS FALLS, NY	:55.52
	:26.76 :28.08					:26.78 :28.74			
63)	BLACKWELL, TRISHA	13	RAPPAHANNOCK, VA	:54.88	99)	BELLAIRS, SHANA	17	READING, PA	:55.57
	:26.66 :28.22					:26.72 :28.85			
63)	MILLER, CRISSY	13	SOMERSET VLY, NJ	:54.88	100)	HANSBROUGH, MARIE	15	RAPPAHANNOCK, VA	:55.58
	:27.09 :27.79					:26.75 :28.83			

( CONTINUED ON NEXT PAGE )

## EVENT: 23 WOMEN'S 100 Yards FREESTYLE

(CONTINUED)

101) KEEVER, BRANDY	14 COUNTRYSIDE, OH	:55.60	135) HARMOR, TRAGAN	14 GAITHERSBURG, MD	:56.15
:26.50 :29.10			:26.89 :29.26		
102) BANKOVICH, BETHANY	14 LAUREL HIGHLANDS	:55.61	136) HUDSON, JILL	18 RALEIGH, NC	:56.17
:26.59 :29.02			:27.24 :28.93		
103) AGUIAR, NICOLE	16 ANNE ARUNDEL, MD	:55.63	137) HELWIG, MEGHAN	16 SOMERSET HLS, NJ	:56.18
:26.58 :29.05			:27.20 :28.98		
104) NELSON, CARIN	16 CORTLAND, NY	:55.65	137) BJERKE, KATIE	16 FARGO-MOORHEAD	:56.18
:26.44 :29.21			:27.14 :29.04		
105) KUZIEL, SOPHIA	14 CATONSVILLE, MD	:55.67	139) HAGGERTY, TARA	15 SOUTH OAKLAND, MI	:56.23
:26.55 :29.12			:26.94 :29.29		
106) TRARN, CHRISTINA	16 FARGO-MOORHEAD	:55.68	140) GENTRY, ERIN	17 CENT. KENTUCKY	:56.30
:26.86 :28.82			:26.80 :29.50		
107) EYLER, MEREDITH	16 HARMFORD CO, MD	:55.70	141) THOET, ELEANOR	18 BATH AREA, ME	:56.31
:26.78 :28.92			:26.72 :29.59		
107) SCOTT, SARAH	16 ORLANDO, FL	:55.70	142) BISORDI, KATIE	18 BLOOMSBURG, PA	:56.35
:27.05 :28.65			:27.24 :29.11		
109) SNEAD, MARTHA	13 ROANOKE, VA	:55.71	142) ROSE, ELIZABETH	16 KANKAKEE, IL	:56.35
:26.39 :29.32			:27.02 :29.33		
109) THOMOVSKY, STEPHANIE	18 S. SARATOGA CO, NY	:55.71	144) ABATE, ALI	15 VALLEY SHORE, CT	:56.36
:26.58 :29.13			:26.82 :29.54		
111) CARROLL, EMILY	13 WAYNESBORO, PA	:55.73	145) JUNDT, AMY	17 MISSOURI VLY, ND	:56.37
:26.88 :28.85			:26.85 :29.52		
111) LITTLE, MEGAN	15 CLEARFIELD, PA	:55.73	146) GILLESPIE, JESSICA	14 CAMP CURTIN, PA	:56.46
:26.56 :29.17			:27.03 :29.43		
113) LEE, JENNY	18 ORLANDO, FL	:55.74	147) TISCI, KRISTIN	15 AUBURN, NY	:56.54
:26.91 :28.83			:27.00 :29.54		
114) FARROW, MEGHAN	17 UPR MAIN LINE, PA	:55.77	148) WOOD, BREANNA	16 M.E. LYONS, OH	:56.56
:26.41 :29.36			:27.14 :29.42		
114) GYOLAI, CATHY	16 HARMFORD CO, MD	:55.77	149) BRAUN, ASHLEY	16 SOUTH OAKLAND, MI	:56.62
:26.51 :29.26			:27.05 :29.57		
114) ZARRILLI, MICHELLE	17 NEW CANAAN, CT	:55.77	150) HOLLAND, KATE	16 MINOT, ND	:56.63
:27.40 :28.37			:27.08 :29.55		
117) BINKLEY, KARA	17 OAK PARK, IL	:55.78	151) FOSTER, ELIZABETH	12 FRANKFORT, KY	:56.65
:26.62 :29.16			:26.85 :29.80		
118) BEESE, JENNIFER	17 HAMILTON, NJ	:55.79	152) HOWIE, MONICA	17 OAK PARK, IL	:56.66
:26.98 :28.81			:27.31 :29.35		
119) ARNOLD, KRISTA	18 HARRISON, WV	:55.80	153) CHAVIS, CHRISTY	15 HENSEL ECKMAN, VA	:56.71
:26.68 :29.12			:27.31 :29.40		
120) KOKAL, LINSEY	15 TRUMBULL CO, OH	:55.83	154) BRUZDA, KATIE	15 LAUREL HIGHLANDS	:56.74
:26.80 :29.03			:26.83 :29.91		
121) BURCKHARD, MARIE	17 MINOT, ND	:55.86	155) FRYER, KATHRYN	16 ANNE ARUNDEL, MD	:56.81
:26.87 :28.99			:27.37 :29.44		
122) NICHOLS, RUTH	13 RALEIGH, NC	:55.91	156) STANCHOCK, COURTNEY	13 BLOOMSBURG, PA	:56.82
:27.42 :28.49			:27.30 :29.52		
123) MICHEL, MEGAN	15 OAK PARK, IL	:55.92	157) STALEY, KRIKA	16 MIAMI COUNTY, OH	:56.87
:27.09 :28.83			:27.18 :29.69		
124) BEDOLLA, LINDSAY	14 ANN ARBOR, MI	:55.93	157) MITCHELL, REBECCA	17 TALBOT CO, MD	:56.87
:26.84 :29.09			:27.19 :29.68		
125) GARDINER, LINDSAY	16 BURLINGTON, NJ	:55.95	159) HEMMELGARN, HOLLY	18 KETTERING, OH	:57.01
:26.86 :29.09			:26.80 :30.21		
125) CROMBIE, KATIE	16 CENT. CHESTER CO.	:55.95	160) SESKVIC, ABBY	12 TRI-CITIES, MI	:57.16
:27.17 :28.78			:27.07 :30.09		
127) GIRMAN, JULIA	16 BURLINGTON, NJ	:55.98	161) LASKO, JENNIFER	18 BUTLER CO, PA	:57.17
:26.85 :29.13			:27.14 :30.03		
128) HOGAN, MAGGIE	17 RED BANK, NJ	:55.99	162) PARRISH, MOLLIE	17 FAIRFIELD, OH	:57.26
:27.26 :28.73			:27.39 :29.87		
129) KARPOWICZ, SARAH	13 PHOENIXVILLE, PA	:56.00	163) WAGNER, KATIE	13 ANNE ARUNDEL, MD	:57.31
:26.72 :29.28			:27.18 :30.13		
130) HAMILTON, NICOLE	17 N.W. DUPAGE, IL	:56.01	164) BABCOCK, LINDSEY	13 DAYTONA BEACH Y	:57.54
:26.94 :29.07			:27.26 :30.28		
131) EDWARDS, SUSAN	15 CENT. CHESTER CO.	:56.08	165) DILL, BECKY	18 BURLINGTON, NJ	:58.09
:26.94 :29.14			:27.46 :30.63		
132) ENG, PATTY	15 CHESHIRE, CT	:56.10	166) JOHNSON, RITA	15 DEPIANCE, OH	1:00.97
:27.03 :29.07			:29.33 :31.64		
133) RODMAN, KATIE	17 CENT. VIRGINIA	:56.12	FIELDER, MELISSA	15 ANN ARBOR, MI	DISQUAL
:26.91 :29.21			:00.00 DISQUAL		
133) BIERI, JOANNA	18 MAGIC VALLEY, ID	:56.12			
:26.90 :29.22					

( CONTINUED ON NEXT PAGE )

EVENT : 24 MEN'S 100 Yards FREESTYLE  
 NATIONAL RECORD :44.60 DOD WALES M E LYONS  
 QUALIFYING FOR NATIONALS :49.99

\*\*\*\*\*  
 1995

APRIL 10, 1997 \*\*\*\*\*

PLACE	NAME	YEAR	TEAM	TRIALS	FINAL
<b>CHAMPIONSHIP FINAL</b>					
1)	SCUSSEL, MARIO	17	N.OAKLAND CO, MI	:46.19	:45.61
	:22.03 :23.58				
2)	CHENEY, NICK	17	LIMA, OH	:46.46	:45.88
	:22.33 :23.55				
3)	SIEBERT, MARK	16	UPR MAIN LINE, PA	:46.37	:46.03
	:22.02 :24.01				
4)	PETERSON, AARON	17	RAPPAHANNOCK, VA	:46.63	:46.54
	:22.64 :23.90				
5)	SENSENBRENNER, WILL	17	CHAMPAIGN, IL	:46.92	:46.57
	:22.53 :24.04				
6)	WHITE, MACON	18	HUNTINGTON, WV	:47.10	:46.63
	:22.66 :23.97				
7)	HODGSON, RUSTY	17	MONTCLAIR, NJ	:47.00	:46.87
	:22.22 :24.65				
8)	REBUCK, NATHAN	17	GTR.JOHNSTOWN, PA	:46.91	:47.00
	:22.71 :24.29				
<b>CONSOLATION FINAL</b>					
9)	ZITANI, SHAUN	17	St.LUCIE CO. FL	:47.35	:46.34
	:22.11 :24.23				
10)	MOLARI, RICARDO	17	WESTPORT, CT	:47.21	:46.94
	:22.80 :24.14				
11)	BUTLER, GRANT	18	SCHROEDER BR. WI	:47.33	:47.06
	:22.57 :24.49				
12)	HARTING, MATTHEW	18	BETHLEHEM, PA	:47.18	:47.10
	:22.60 :24.50				
13)	HAUPT, MATT	17	CARLISLE, PA	:47.55	:47.17
	:22.91 :24.26				
14)	POLLOCK, JASON	17	LAKELAND HILL, NJ	:47.27	:47.27
	:22.37 :24.90				
15)	CONNORS, VINCENT	18	LAKELAND HILL, NJ	:47.69	:47.63
	:23.09 :24.54				
16)	MESSENBURG, MIKE	18	SCHROEDER BR. WI	:47.66	:47.87
	:22.97 :24.90				
1)	SCUSSEL, MARIO	17	N.OAKLAND CO, MI	:46.19	
	:22.40 :23.79				
2)	SIEBERT, MARK	16	UPR MAIN LINE, PA	:46.37	
	:21.81 :24.56				
3)	CHENEY, NICK	17	LIMA, OH	:46.46	
	:22.81 :23.65				
4)	PETERSON, AARON	17	RAPPAHANNOCK, VA	:46.63	
	:22.50 :24.13				
5)	REBUCK, NATHAN	17	GTR.JOHNSTOWN, PA	:46.91	
	:22.74 :24.17				
6)	SENSENBRENNER, WILL	17	CHAMPAIGN, IL	:46.92	
	:22.81 :24.11				
7)	HODGSON, RUSTY	17	MONTCLAIR, NJ	:47.00	
	:22.41 :24.59				
8)	WHITE, MACON	18	HUNTINGTON, WV	:47.10	
	:22.79 :24.31				
9)	HARTING, MATTHEW	18	BETHLEHEM, PA	:47.18	
	:22.58 :24.60				
10)	MOLARI, RICARDO	17	WESTPORT, CT	:47.21	
	:22.85 :24.36				
11)	POLLOCK, JASON	17	LAKELAND HILL, NJ	:47.27	
	:22.31 :24.96				
12)	BUTLER, GRANT	18	SCHROEDER BR. WI	:47.33	
	:22.84 :24.49				
13)	ZITANI, SHAUN	17	St.LUCIE CO. FL	:47.35	
	:22.62 :24.73				
14)	HAUPT, MATT	17	CARLISLE, PA	:47.55	
	:22.86 :24.69				
15)	MESSENBURG, MIKE	18	SCHROEDER BR. WI	:47.66	
	:22.80 :24.86				
16)	CONNORS, VINCENT	18	LAKELAND HILL, NJ	:47.69	
	:22.85 :24.84				
17)	BOTES, GENE	16	CENT.CHESTER CO.	:47.73	
	:22.95 :24.78				
18)	FRITCHIE, BILL	17	SOMERSET VLY, NJ	:47.77	
	:23.03 :24.74				
19)	ALLEN, QUINT	17	BOISE, ID	:47.78	
	:23.14 :24.64				
20)	TATE, RICH	17	BOISE, ID	:47.87	
	:23.16 :24.71				
20)	BETTS, MIKE	18	OCEAN COUNTY, NJ	:47.87	
	:22.85 :25.02				
22)	TOTH, ROB	16	BLUR ASH, OH	:47.98	
	:22.63 :25.35				
23)	ALBERT, TODD	18	PHOENIXVILLE, PA	:48.00	
	:22.58 :25.42				
24)	HAUSLADEN, DAVID	17	M.E. LYONS, OH	:48.05	
	:23.08 :24.97				
25)	SCHWENDINGER, TODD	16	SAN PEDRO, CA	:48.06	
	:23.08 :24.98				
26)	RAMSEY, SEAN	16	PARKERSBURG, WV	:48.07	
	:22.85 :25.22				
27)	WELLS, STEPHEN	16	WILTON, CT	:48.08	
	:23.25 :24.83				
28)	FLIKKEMA, BRAD	18	S.E.GRAND RAPIDS	:48.13	
	:23.29 :24.84				
29)	SOKOLOFSKY, DAVID	15	WILMINGTON, NC	:48.28	
	:23.13 :25.15				
30)	SWONGER, ANDY	13	SPRINGFIELD, OH	:48.31	
	:23.25 :25.06				

( CONTINUED ON NEXT PAGE )



## EVENT: 24 MEN'S 100 Yards FREESTYLE

(CONTINUED)

31) DISSSEL, LOUIS	17	FAIRFIELD, OH	:48.32	67) CUNNINGHAM, RICH	18	HUNTINGTON, WV	:49.27
:22.74 :25.58				:23.80 :25.47			
31) SEITHER, JOE	17	M.E. LYONS, OH	:48.32	68) GILBERT, DREW	16	MANSFIELD, OH	:49.32
:23.13 :25.19				:23.86 :25.46			
33) CHENIER, MICHAEL	16	GOLDSBORO, NC	:48.33	68) SCHMIDT, NICK	18	CHAMPAIGN, IL	:49.32
:23.08 :25.25				:24.04 :25.28			
34) SAMPLE, JEREMY	16	SHENANGO, PA	:48.38	70) MURPHY, TIM	16	M.E. LYONS, OH	:49.34
:22.92 :25.46				:23.52 :25.82			
34) SCANLON, JOHN	17	UPR MAIN LINE, PA	:48.38	71) KRAJEWSKI, TOM	18	TOWSON, MD	:49.37
:23.16 :25.22				:23.67 :25.70			
36) McDONALD, PAUL	17	ANNE ARUNDEL, MD	:48.41	72) SHILT, AARON	16	APPLETON, WI	:49.38
:23.04 :25.37				:23.73 :25.65			
37) VANDERKAAAY, CHRISS	15	N.OAKLAND CO, MI	:48.44	73) DELLAGIOVANNA, RICARD	19	FLUSHING YMCA, NY	:49.41
:23.38 :25.06				:23.39 :26.02			
38) DAGGETT, JAMIE	15	OAK PARK, IL	:48.54	74) McGOUGH, MICHAEL	16	RED BANK, NJ	:49.43
:23.12 :25.42				:23.72 :25.71			
39) POWERS, DUSTIN	16	GTR.KANSAS CITY	:48.55	75) SINGLEY, DANAYAND	18	BURLINGTON, VT	:49.45
:23.31 :25.24				:23.64 :25.81			
40) LOSCALZO, DOMINIC	17	W.MORRIS, NJ	:48.57	76) GLODEK, JOHN	18	CENT.CHBSTER CO.	:49.47
:23.44 :25.13				:23.41 :26.06			
41) PETTIGREW, BUDDY	17	CENT.VIRGINIA	:48.59	77) CLIFFORD, ADAM	17	OIL CITY, PA	:49.48
:23.29 :25.30				:23.36 :26.12			
42) MABERY, AARON	15	CENT.VIRGINIA	:48.64	77) BOTHAM, DAVID	16	HAMILTON, NJ	:49.48
:23.32 :25.32				:24.05 :25.43			
43) ALBERT, DARYL	16	RED BANK, NJ	:48.67	79) REIS, STEPHEN	18	TIFFIN, OH	:49.51
:23.41 :25.26				:23.57 :25.94			
43) LYONS, SHAWN	18	METUCHEN, NJ	:48.67	80) HOSTERMAN, PHIL	17	POWEL CROSLEY, OH	:49.59
:23.01 :25.66				:23.42 :26.17			
45) MULDER, DERRICK	13	PIEDMONT, VA	:48.68	80) JOHNSON, SHANE	17	FARGO-MOORHEAD	:49.59
:23.31 :25.37				:23.71 :25.88			
46) DEBOO, ERACH	18	SPRINGFIELD, OH	:48.70	82) PLATT, JEFF	18	BUTLER CO, PA	:49.62
:22.98 :25.72				:24.20 :25.42			
47) MILLER, WILL	16	FREEHOLD, NJ	:48.72	83) BERTRAM, DOUG	18	M.E. LYONS, OH	:49.64
:23.17 :25.55				:23.97 :25.67			
48) BOIRE, JASON	16	NASHUA, NH	:48.76	83) MAEDER, SEBASTIAN	18	LEBANON, PA	:49.64
:23.28 :25.48				:23.49 :26.15			
49) FEENEY, GERARD	17	FLUSHING YMCA, NY	:48.78	85) CUNNINGHAM, JAMIE	16	MT.DESERT IS, ME	:49.66
:23.06 :25.72				:23.94 :25.72			
50) WALZ, MIKE	17	FARGO-MOORHEAD	:48.83	86) SNAPPER, JEFF	17	S.E.GRAND RAPIDS	:49.67
:23.78 :25.05				:23.48 :26.19			
51) WALLEY, GEORGE	17	HANNIBAL, MO	:48.85	87) FRAAS, DAVID	15	ASHLAND, OH	:49.68
:23.12 :25.73				:23.56 :26.12			
52) RAMIREZ, LEO	18	ORLANDO, FL	:48.87	88) GIRMAN, ANDREW	17	BURLINGTON, NJ	:49.70
:23.61 :25.26				:23.88 :25.82			
53) DAGGETT, MATT	16	OAK PARK, IL	:48.88	89) PHILLIPS, KURT	18	BURLINGTON, NJ	:49.76
:23.33 :25.55				:24.03 :25.73			
54) LUHN, JEFF	16	POWEL CROSLEY, OH	:48.91	90) SCHVETZ, CHRIS	15	GENEVA LAKES, WI	:49.77
:23.33 :25.58				:23.61 :26.16			
54) BROUILLARD, KEN	18	CATONSVILLE, MD	:48.91	91) BIRNBAUER, BRIAN	17	NORTH PENN Y, PA	:49.78
:23.10 :25.81				:23.85 :25.93			
56) CHU, EUGENE	17	CRESCENTA-CANADA	:49.00	92) BROWN, RYAN	17	KETTERING, OH	:49.79
:23.43 :25.57				:23.68 :26.11			
57) HEYOB, RYAN	17	GAMBLE-NIPPERT, O	:49.02	93) KEIM, JEFF	17	FLUSHING YMCA, NY	:49.83
:23.80 :25.22				:24.05 :25.78			
57) SOCHA, MIKE	17	UPR MAIN LINE, PA	:49.02	94) MATTHEWS, JOE	18	MIDDLEBORO, MA	:49.85
:23.32 :25.70				:23.79 :26.06			
59) JUNE, STEPHEN	16	N.OAKLAND CO, MI	:49.05	95) KONDRATKOK, VOVA	18	OLD TOWN, ME	:49.86
:23.71 :25.34				:24.26 :25.60			
60) GNANN, ANDREW	17	SHADES VALLEY, AL	:49.06	96) BRENDE, STEVEN	17	GLENDALE, CA	:49.87
:23.41 :25.65				:23.67 :26.20			
60) SMYSER, TIM	18	NAPERVILLE, IL	:49.06	97) ROBISON, ZACH	17	KISHWAUKEE, IL	:49.90
:23.39 :25.67				:24.17 :25.73			
62) RUSSELL, BRIAN	17	FLINT, MI	:49.11	97) BORTA, JOHN	16	MCHENRY CO, IL	:49.90
:23.88 :25.23				:23.76 :26.14			
63) HERSH, DAVID	15	LAKELAND HILL, NJ	:49.17	99) KIMMEL, LUCAS	15	TALBOT CO, MD	:49.91
:23.55 :25.62				:23.92 :25.99			
64) HAAG, JON	15	ASHLAND, OH	:49.21	100) GILLASPY, TONY	17	MONTGOMERY, AL	:49.94
:23.83 :25.38				:24.36 :25.58			
65) DUNN, JARED	16	FRANKFORT, KY	:49.25	100) LANG, ALEX	17	RAPPAHANNOCK, VA	:49.94
:24.15 :25.10				:24.45 :25.49			
65) FEEHERRY, MATT	16	UPR MAIN LINE, PA	:49.25	102) LEYSHON, CHAD	19	CAMBRIDGE, OH	:50.02
:24.05 :25.20				:23.85 :26.17			

( CONTINUED ON NEXT PAGE )

EVENT: 24 MEN'S 100 Yards FREESTYLE

(CONTINUED)

103)	LYNCH, ADAM	17	GAMBLE-NIPPERT, O	:50.03	131)	VERMILLION, BRIAN	18	GAITHERSBURG, MD	:50.63
	:24.31 :25.72					:24.18 :26.45			
103)	OATES, JUSTIN	17	RALEIGH, NC	:50.03	132)	KRESSEL, BILLY	17	ANNE ARUNDEL, MD	:50.65
	:23.39 :26.64					:24.05 :26.60			
105)	ERNST, CHARLIE	16	RIDGEWOOD, NJ	:50.05	133)	PIEDRA, GREG	17	JEFFERSON CITY	:50.72
	:23.91 :26.14					:24.04 :26.68			
106)	MURPHY, BRENDAN	16	GAMBLE-NIPPERT, O	:50.06	134)	BARBER, DAVE	18	TUSCARAWAS CO, OH	:50.75
	:24.28 :25.78					:24.06 :26.69			
106)	SOET, SAM	16	S.E.GRAND RAPIDS	:50.06	135)	CLARK, BRIAN	18	LEBANON, PA	:50.84
	:23.70 :26.36					:24.60 :26.24			
106)	ZAFFARONI, MICHAEL	17	WILTON, CT	:50.06	136)	CUADROS, DENNIS	17	FLUSHING YMCA, NY	:50.87
	:24.00 :26.06					:24.27 :26.60			
109)	SCHWINGEN, TOM	15	N.W.DUPAGE, IL	:50.07	137)	ECKERT, JASON	17	DEFIANCE, OH	:50.91
	:24.05 :26.02					:24.38 :26.53			
110)	CALIO, MIKE	18	CENT.CHESTER CO.	:50.08	138)	FRONHEISER, ADAM	17	POTTSTOWN, PA	:50.93
	:24.03 :26.05					:24.44 :26.49			
111)	BUCKLEY, MATTHEW	17	READING, PA	:50.12	138)	SCHUMACHER, STEPHEN	16	VINELAND, NJ	:50.93
	:24.11 :26.01					:24.24 :26.69			
112)	GURDELHOEFER, CHARLIE	16	NAPERVILLE, IL	:50.13	138)	THOMAS, JASON	14	OLD TOWN, ME	:50.93
	:24.31 :25.82					:24.51 :26.42			
113)	POIRIER, TODD	16	N.YORK CO, ME	:50.17	141)	ELLIOTT, SAM	18	St.LUCIE CO. FL	:50.95
	:24.18 :25.99					:24.36 :26.59			
114)	RICHARD, MATTHEW	15	DOOR COUNTY, WI	:50.26	142)	LAZEAR, NOAH	18	FAIRFIELD, OH	:51.02
	:23.84 :26.42					:24.57 :26.45			
115)	HSU, BRIAN	17	MONTCLAIR, NJ	:50.27	143)	BROTMAN, MARC	18	HAMILTON, NJ	:51.03
	:23.87 :26.40					:24.05 :26.98			
116)	HANLEY, CHRIS	17	ANNE ARUNDEL, MD	:50.29	144)	SAMPLE, JASON	17	SHERMANGO, PA	:51.04
	:23.83 :26.46					:24.36 :26.68			
116)	SMITH, PATRICK	6	CHAPEL HILL, NC	:50.29	145)	CARTER, ALAN	17	WAYNESBORO, VA	:51.17
	:23.94 :26.35					:24.30 :26.87			
118)	MUNDT, NATHAN	18	PORTAGE, IN	:50.33	146)	KUOSS, AARON	15	N.OAKLAND CO, MI	:51.19
	:23.88 :26.45					:24.91 :26.28			
119)	O'DONNELL, SEAN	15	KANKAKEE, IL	:50.36	147)	CARBONARO, PATRICK	17	AUBURN, NY	:51.20
	:24.24 :26.12					:24.75 :26.45			
120)	HAAS, CHRISTOPHER	17	MARIETTA, OH	:50.37	148)	STANTON, BRIAN	17	SHERMANGO, PA	:51.26
	:23.95 :26.42					:23.95 :27.31			
121)	JOHNSON, MATTHEW	16	LOUISVILLE, OH	:50.38	149)	FLETCHER, JAKE	15	PHOENIXVILLE, PA	:51.28
	:23.94 :26.44					:24.67 :26.61			
121)	PAWLICK, JOE	17	BIRMINGHAM, MI	:50.38	150)	LIA, JEFF	15	AUBURN, NY	:51.45
	:24.10 :26.28					:24.09 :27.36			
121)	STUDT, MICHAEL	14	BIRMINGHAM, MI	:50.38	151)	ANDERSON, SKY	16	UPR MAIN LINE, PA	:51.48
	:24.37 :26.01					:25.01 :26.47			
124)	BLANEY, DAVID	17	MT.DESERT IS, ME	:50.45	152)	GUNDRY, CRAIG	16	OCEAN COUNTY, NJ	:51.50
	:23.23 :27.22					:24.04 :27.46			
125)	LeVIERE, ANDREW	18	LANSLOWNE, PA	:50.48	153)	SMITH, CHARLES	17	OIL CITY, PA	:51.58
	:24.20 :26.28					:24.43 :27.15			
126)	NAIBSZKIEWICZ, KRIS	15	GAITHERSBURG, MD	:50.52	154)	WATRAL, EDDIE	17	VINELAND, NJ	:51.66
	:24.11 :26.41					:24.62 :27.04			
127)	HITCHINSON, DEREK	18	WILTON, CT	:50.54	155)	GARNER, MITCH	15	COLUMBUS HILLTOP	:51.71
	:23.85 :26.69					:24.47 :27.24			
128)	GUYON, ED	17	BURLINGTON, NJ	:50.56	156)	HENCH, BRIAN	18	DEFIANCE, OH	:52.35
	:24.39 :26.17					:25.06 :27.29			
129)	KOWALSKI, MIKE	17	MACOMB, MI	:50.60	157)	GUARIGLIA, GARY	19	AUBURN, NY	:54.09
	:24.07 :26.53					:25.28 :28.81			
130)	PETRIC, STEVE	14	SCHROEDER BR. WI	:50.61		PARUSZKIEWICZ, STEVE	17	WARREN, MI	DISQUAL
	:24.17 :26.44					:00.00 DISQUAL			

EVENT : 25 WOMEN'S 200 YARDS BACKSTROKE  
 NATIONAL RECORD 1:58.86 SUZANNE TOLEDO KALAMAZOO, MI  
 QUALIFYING FOR NATIONALS 2:13.69

\*\*\*\*\* APRIL 10, 1997 \*\*\*\*\*  
 1993

PLACE	NAME	YEAR	TEAM	TRIALS	FINAL
CHAMPIONSHIP FINAL					
1)	OLSON, MELISSA	18	HUNTINGTON, WV	2:02.39	2:02.00
	:29.14 :30.51		:31.43 :30.92		
2)	ROORBACH, KRISTEN	16	WESTPORT, CT	2:03.04	2:02.70
	:28.84 :30.48		:31.19 :32.19		

( CONTINUED ON NEXT PAGE )

## EVENT: 25 WOMEN'S 200 YARDS BACKSTROKE

(CONTINUED)

3)	HECKING, KELLY	17 MONTCLAIR, NJ	2:05.31	2:03.41
	:28.70 :30.74	:32.22 :31.75		
4)	JOHNSON, SARA	14 BIRMINGHAM, MI	2:03.46	2:03.50
	:28.99 :31.05	:32.24 :31.22		
5)	BRESSE, EMILY	17 M.E. LYONS, OH	2:06.17	2:05.14
	:29.95 :31.18	:32.06 :31.95		
6)	WILHELM, HELENA	16 SARASOTA, FL	2:05.53	2:05.35
	:29.81 :31.84	:31.82 :31.88		
7)	HAUNZ, LISA	16 MISSOURI VLY, ND	2:04.20	2:05.38
	:29.00 :30.88	:32.24 :33.26		
8)	KIRRAS, JESSICA	16 ANN ARBOR, MI	2:05.73	2:06.08
	:30.30 :31.36	:32.20 :32.22		

## CONSOLATION FINAL

9)	DAVIES, ABBIE	14 RIDGEWOOD, NJ	2:06.60	2:04.08
	:29.48 :31.27	:31.63 :31.70		
10)	DOLANSKY, LISA	15 RAHWAY, NJ	2:07.57	2:06.24
	:29.09 :31.56	:32.73 :32.86		
11)	WRIGHT, KARA	15 CHAMPAIGN, IL	2:07.70	2:06.30
	:29.53 :31.86	:33.08 :31.83		
12)	PEASLEE, EMILY	15 N.W.DUPAGE, IL	2:06.97	2:06.56
	:29.96 :31.61	:32.55 :32.44		
13)	STOCKS, BAKER	15 RALEIGH, NC	2:07.11	2:06.61
	:29.72 :31.25	:32.62 :33.02		
14)	CONDON, ERIN	17 WILTON, CT	2:06.64	2:07.50
	:30.02 :31.79	:32.98 :32.71		
15)	SODERBERG, VIRGINIA	17 RALEIGH, NC	2:07.05 ✓	2:07.76
	:29.91 :31.79	:32.85 :33.21		
16)	KAVETSKY, ANNA	13 ANNE ARUNDEL, MD	2:07.18	2:07.77
	:29.94 :32.03	:32.63 :33.17		

1)	OLSON, MELISSA	18 HUNTINGTON, WV	2:02.39	
	:29.41 :30.68	:31.15 :31.15		
2)	ROORBACH, KRISTEN	16 WESTPORT, CT	2:03.04	
	:28.99 :30.41	:31.36 :32.28		
3)	JOHNSON, SARA	14 BIRMINGHAM, MI	2:03.46	
	:29.15 :31.29	:31.55 :31.47		
4)	HAUNZ, LISA	16 MISSOURI VLY, ND	2:04.20	
	:29.53 :30.70	:31.76 :32.21		
5)	HECKING, KELLY	17 MONTCLAIR, NJ	2:05.31	
	:29.01 :31.10	:32.32 :32.88		
6)	WILHELM, HELENA	16 SARASOTA, FL	2:05.53	
	:30.15 :31.84	:31.81 :31.73		
7)	KIRRAS, JESSICA	16 ANN ARBOR, MI	2:05.73	
	:30.86 :31.78	:31.72 :31.37		
8)	BRESSE, EMILY	17 M.E. LYONS, OH	2:06.17	
	:29.66 :30.91	:32.58 :33.02		
9)	DAVIES, ABBIE	14 RIDGEWOOD, NJ	2:06.60	
	:29.98 :31.75	:32.49 :32.38		
10)	CONDON, ERIN	17 WILTON, CT	2:06.64	
	:29.87 :31.13	:32.49 :33.15		
11)	PEASLEE, EMILY	15 N.W.DUPAGE, IL	2:06.97	
	:30.16 :31.40	:32.68 :32.73		
12)	SODERBERG, VIRGINIA	17 RALEIGH, NC	2:07.05	
	:30.25 :31.65	:32.41 :32.74		
13)	STOCKS, BAKER	15 RALEIGH, NC	2:07.11	
	:29.88 :31.09	:32.72 :33.42		
14)	KAVETSKY, ANNA	13 ANNE ARUNDEL, MD	2:07.18	
	:29.94 :31.94	:32.53 :32.77		
15)	DOLANSKY, LISA	15 RAHWAY, NJ	2:07.57	
	:29.30 :31.84	:33.43 :33.00		
16)	WRIGHT, KARA	15 CHAMPAIGN, IL	2:07.70	
	:29.53 :32.42	:33.36 :32.39		
17)	MOORHRAD, KIM	17 N.OAKLAND CO, MI	2:07.93	
	:29.87 :31.51	:32.61 :33.94		
18)	LUMKES, MELISSA	16 OAK PARK, IL	2:08.14	
	:30.24 :32.07	:33.19 :32.64		
19)	PINTHER, DANA	17 RED BANK, NJ	2:08.18	
	:29.84 :32.11	:33.55 :32.68		
20)	WINKELHAUS, KATIE	14 ANN ARBOR, MI	2:08.26	
	:29.72 :31.89	:33.47 :33.18		
21)	O'FALLON, SARA	16 NAPERVILLE, IL	2:08.30	
	:29.70 :32.32	:33.07 :33.21		
22)	KAZNECKI, LAURA	15 BIRMINGHAM, MI	2:08.41	
	:30.85 :32.66	:32.86 :32.04		
23)	DOUGLAS, CAROLINA	17 GAITHERSBURG, MD	2:08.70	
	:30.02 :32.47	:33.06 :33.15		
24)	CHIPLEY, CARY	18 CRMT.VIRGINIA	2:08.89	
	:29.86 :32.06	:33.32 :33.65		
25)	SWEETING, KELLI	15 SARASOTA, FL	2:08.99	
	:30.39 :32.15	:33.11 :33.34		
26)	MCCRUDDEN, SHANNON	17 LAKEHILL HILL, NJ	2:09.59	
	:30.80 :32.40	:33.07 :33.32		
27)	NELSON, KRISTIN	16 UPR MAIN LINE, PA	2:09.75	
	:29.67 :31.75	:33.90 :34.43		
28)	PRESLEY, ABIGAIL	17 KANKAKEE, IL	2:10.00	
	:30.06 :31.83	:34.03 :34.08		
29)	CACCIA, EMILY	16 UPR MAIN LINE, PA	2:10.55	
	:31.27 :33.06	:33.48 :32.74		
30)	SUTTON, JOCELYN	17 LAKEHILL HILL, NJ	2:10.56	
	:29.69 :32.53	:33.85 :34.49		
31)	PELUSE, ANGIE	18 RIDGEWOOD, NJ	2:10.69	
	:29.82 :32.25	:33.83 :34.79		
32)	MILLER, KATHRYN	15 WILTON, CT	2:10.72	
	:31.51 :33.36	:33.13 :32.72		
33)	RICHARDSON, KIMBERLY	15 WILTON, CT	2:10.89	
	:30.39 :32.55	:34.00 :33.95		
34)	SHIRLEY, ELIZABETH	13 SARASOTA, FL	2:10.90	
	:30.25 :33.03	:34.38 :33.24		
35)	FINNERTY, AMELIA	17 WILTON, CT	2:10.94	
	:30.24 :32.44	:33.96 :34.30		
36)	RAWLINGS, CRYSTAL	13 EASTSIDE, WA	2:11.03	
	:30.03 :32.42	:34.13 :34.45		
36)	DOYLE, SUSANNAH	15 CRMT.VIRGINIA	2:11.03	
	:31.35 :33.11	:33.34 :33.23		
38)	MATTHEWS, MELANIE	15 WAYNESBORO, VA	2:11.10	
	:30.94 :32.87	:33.95 :33.34		
39)	BLEACHER, DANIELLE	16 NEWARK, DE	2:11.20	
	:31.26 :32.90	:33.72 :33.32		
40)	KELLY, ALLISON	16 RED BANK, NJ	2:11.22	
	:30.84 :32.70	:34.27 :33.41		

(CONTINUED ON NEXT PAGE)

EVENT: 25 WOMEN'S 200 YARDS BACKSTROKE

(CONTINUED)

41) HOLZ, KIRSTEN	15 ORLANDO, FL	2:11.45	62) GIRSEKER, LISA	16 POWEL CROSLY, OH	2:12.88
:31.44 :33.34	:33.82 :32.85		:30.70 :32.81	:34.44 :34.93	
42) MERRIAM, KATIE	15 GTR. TOPEKA, KS	2:11.46	63) BUMGARDNER, RACHEL	13 RALEIGH, NC	2:13.18
:29.42 :31.97	:34.37 :35.70		:31.12 :33.98	:34.40 :33.68	
43) YEH, LINDA	18 GAITHERSBURG, MD	2:11.59	64) ANDRUSKIEWICZ, AMY	15 NEWARK, DE	2:13.23
:30.51 :33.03	:33.57 :34.48		:30.21 :32.91	:34.52 :35.59	
44) ROLLINS, KATE	15 BURLINGTON, VT	2:11.61	65) NELSON, BLAIR	16 WINSTON-SALEM, NC	2:13.31
:30.34 :33.27	:34.15 :33.85		:31.21 :33.42	:33.87 :34.81	
45) BARNES, VICKY	17 ORLANDO, FL	2:11.65	66) POWER, LISA	14 CHAMPAIGN, IL	2:13.42
:30.65 :32.50	:34.19 :34.31		:30.91 :33.10	:35.14 :34.27	
46) BLACKWELL, TRISHA	13 RAPPAHANNOCK, VA	2:11.78	67) SEARBY, KRIN	16 CHAMPAIGN, IL	2:13.75
:31.79 :33.39	:33.92 :32.68		:30.73 :33.37	:34.85 :34.80	
47) REED, SARAH	14 UPR MAIN LINE, PA	2:11.87	68) FOWLER, ELIZABETH	14 ANNE ARUNDEL, MD	2:13.92
:31.13 :33.32	:33.92 :33.50		:31.08 :33.47	:34.84 :34.53	
48) POELL, KATIE	17 CHESHIRE, CT	2:11.88	69) STAPLETON, EMILY	14 SCHROEDER BR. WI	2:13.96
:30.24 :32.88	:34.52 :34.24		:30.86 :32.87	:35.35 :34.88	
49) ROCK, KATIE	15 CHESHIRE, CT	2:11.90	70) SMITH, ALICIA	14 SOUTHSIDE, VA	2:14.24
:31.23 :32.61	:34.05 :34.01		:30.56 :33.55	:35.48 :34.65	
50) CRAWFORD, AMANDA	15 RIDGEWOOD, NJ	2:12.00	71) CUSKIE, KATIE	17 LAKELAND HILL, NJ	2:14.25
:30.59 :32.84	:34.04 :34.53		:31.40 :33.80	:34.51 :34.54	
51) NELSON, TARA	18 WESTPORT, CT	2:12.03	72) PHILLIPS, ELIZABETH	16 FAIRFIELD, OH	2:14.52
:30.54 :33.16	:34.31 :34.02		:31.15 :33.68	:34.82 :34.87	
52) HUDSON, JILL	18 RALEIGH, NC	2:12.13	73) WILSON, CARLY	14 FREEHOLD, NJ	2:14.60
:31.35 :33.48	:34.55 :32.75		:31.11 :33.59	:34.89 :35.01	
53) BARONKIN, LESLIE	15 SPARTANBURG, SC	2:12.30	74) MABABA, LUZVIMINDA	15 SAN PEDRO, CA	2:15.06
:30.80 :33.03	:34.79 :33.68		:31.71 :34.00	:34.85 :34.50	
54) CLEAVER, CHRISTIE	16 RAPPAHANNOCK, VA	2:12.36	75) CROUCH, SARAH	16 WHEELING, WV	2:15.08
:30.80 :32.55	:33.85 :35.16		:30.97 :33.35	:34.67 :36.09	
55) PONDER, BROOKE	18 ROANOKE, VA	2:12.44	76) CARLISLE, JENN	15 RIDGEWOOD, NJ	2:15.15
:30.91 :32.65	:34.48 :34.40		:31.34 :34.47	:35.27 :34.07	
56) GAITHER, HILLIE	15 M.B. LYONS, OH	2:12.53	77) BAILEY, AMBER	14 NEWARK, DE	2:15.28
:31.62 :33.34	:33.92 :33.65		:31.38 :33.37	:35.09 :35.44	
57) DUDLEY, TIFFANY	18 GTR. TOPEKA, KS	2:12.61	78) DAWB, LAUREN	16 WESTPORT, CT	2:16.16
:30.37 :33.46	:34.85 :33.93		:31.13 :34.21	:35.49 :35.33	
58) SEKTON, KELLY	15 S.E. GRAND RAPIDS	2:12.72	79) WEAVER, SHRYL	15 GTR. BERGEN, NJ	2:16.45
:30.85 :33.25	:34.45 :34.17		:30.92 :34.06	:35.87 :35.60	
59) GOLINO, DARBY	16 STRATFORD, CT	2:12.78	80) FRITZSCHE, KATHERINE	16 BURLINGTON, NJ	2:16.62
:30.53 :32.76	:34.02 :35.47		:30.63 :34.56	:35.73 :35.70	
60) SCHULZ, ELLEN	17 METRO MADISON, WI	2:12.80	81) RODMAN, KATIE	17 CENT. VIRGINIA	2:17.70
:30.52 :32.80	:33.81 :35.67		:32.18 :34.44	:36.00 :35.08	
61) FAY, KATIE	15 SUMMIT AREA, NJ	2:12.86	ZUNIGA, CITLALLY	18 ALLENTOWN, PA	DISQUAL
:30.11 :33.25	:34.78 :34.72		:00.00 :00.00	:00.00 DISQUAL	

EVENT : 26 MEN'S 200 YARDS BACKSTROKE

\*\*\*\*\*

APRIL 10, 1997

\*\*\*\*\*

NATIONAL RECORD 1:47.70 D. WEATHERFORD COLLIER CITY, FL 1990  
 QUALIFYING FOR NATIONALS 2:02.59

PLACE	NAME	YEAR	TEAM	TRIALS	FINAL
CHAMPIONSHIP FINAL					
1)	GUSTIN, REID	17	M.E. LYONS, OH	1:51.94	1:48.94
	:26.81 :27.67		:27.62 :26.84		
2)	SHEVCHIK, DANIEL	16	WILTON, CT	1:50.30	1:50.71
	:26.35 :27.98		:28.30 :28.08		
3)	CLARK, JAFFREY	16	UPR MAIN LINE, PA	1:53.43	1:51.66
	:26.66 :29.20		:28.25 :27.55		
3)	GROSS, MICHAEL	16	LAKELAND HILL, NJ	1:51.90	1:51.66
	:26.27 :28.20		:28.72 :28.47		
5)	KELLY, ROB	18	N.W. DUPAGE, IL	1:52.05	1:51.89
	:26.74 :28.33		:28.98 :27.84		
6)	PALTRACO, JOEY	16	SPARTANBURG, SC	1:52.80	1:51.97
	:26.62 :28.07		:28.50 :28.78		
7)	HORNER, MATT	16	ORLANDO, FL	1:53.42	1:53.24
	:27.15 :28.16		:28.69 :29.24		
8)	SORIA, ERIK	15	NEW CANAAN, CT	1:53.37	1:53.67
	:27.15 :28.78		:28.81 :28.93		

( CONTINUED ON NEXT PAGE )

## CONSOLATION FINAL

9) HERMAN, BRIAN	16 HARRISBURG, W. SHO	1:54.43	1:53.40
:27.30 :28.50	:28.42 :29.18		
10) BONNELL, JOHN	17 APPLETON, WI	1:54.91	1:53.69
:26.11 :28.39	:29.30 :29.89		
11) BAICY, JOE	16 RALEIGH, NC	1:54.11	1:53.95
:27.38 :28.60	:29.27 :28.70		
12) FERGUSON, ANDREW	18 LAKELAND HILL, NJ	1:54.35	1:54.06
:26.96 :28.54	:29.56 :29.00		
13) FOSTER, ERIC	17 M.E. LYONS, OH	1:53.97	1:54.21
:27.03 :28.74	:29.30 :29.14		
14) RUSTHOVEN, KYLE	17 SARASOTA, FL	1:54.93	1:55.29
:27.44 :29.11	:29.29 :29.45		
15) CHIPLEY, HUNT	17 CENT. VIRGINIA	1:54.18	1:55.60
:27.42 :29.18	:29.20 :29.80		
16) HERRINGTON, MICHAEL	17 SARASOTA, FL	1:54.85	1:58.63
:28.04 :29.51	:30.44 :30.64		
1) SHEVCHIK, DANIEL	16 WILTON, CT	1:50.30	
:26.37 :27.60	:28.11 :28.22		
2) GROSS, MICHAEL	16 LAKELAND HILL, NJ	1:51.90	
:26.46 :28.16	:29.00 :28.28		
3) GUSTIN, REID	17 M.E. LYONS, OH	1:51.94	
:27.67 :27.78	:28.68 :27.81		
4) KELLY, ROB	18 N.W. DUPAGE, IL	1:52.05	
:26.74 :28.37	:28.76 :28.18		
5) FALTRACO, JOEY	16 SPARTANBURG, SC	1:52.80	
:26.76 :28.57	:28.92 :28.55		
6) SORIA, KRIK	15 NEW CANAAN, CT	1:53.37	
:27.02 :28.85	:28.65 :28.85		
7) HORNER, MATT	16 ORLANDO, FL	1:53.42	
:27.26 :28.20	:28.90 :29.06		
8) CLARK, JAFREY	16 UPR MAIN LINE, PA	1:53.43	
:27.03 :28.60	:29.24 :28.56		
9) FOSTER, ERIC	17 M.E. LYONS, OH	1:53.97	
:27.79 :28.47	:28.80 :28.91		
10) BAICY, JOE	16 RALEIGH, NC	1:54.11	
:27.06 :28.69	:29.24 :29.12		
11) CHIPLEY, HUNT	17 CENT. VIRGINIA	1:54.18	
:26.79 :28.65	:29.19 :29.55		
12) FERGUSON, ANDREW	18 LAKELAND HILL, NJ	1:54.35	
:26.76 :28.50	:29.53 :29.56		
13) HERMAN, BRIAN	16 HARRISBURG, W. SHO	1:54.43	
:27.40 :28.56	:28.62 :29.85		
14) HERRINGTON, MICHAEL	17 SARASOTA, FL	1:54.85	
:27.09 :28.93	:29.46 :29.37		
15) BONNELL, JOHN	17 APPLETON, WI	1:54.91	
:26.80 :28.70	:29.73 :29.68		
16) RUSTHOVEN, KYLE	17 SARASOTA, FL	1:54.93	
:26.71 :28.23	:29.80 :30.19		
17) FOLEY, PATRIC	17 N. OAKLAND CO, MI	1:55.24	
:27.38 :29.11	:29.53 :29.22		
17) BAZYLEWICZ, DANIEL	17 BEVERLY, MA	1:55.24	
:26.69 :29.21	:29.53 :29.81		
19) CHIARAVALLOTTI, VITO	16 RED BANK, NJ	1:55.35	
:27.03 :28.57	:29.67 :30.08		
20) OLSZEWSKI, CHRIS	15 N.W. DUPAGE, IL	1:55.39	
:27.49 :29.72	:29.71 :28.47		
21) BARKER, BRAD	17 CHAMPAIGN, IL	1:56.70	
:27.36 :29.39	:30.05 :29.90		
22) HILL, MARCUS	18 CENT. KENTUCKY	1:56.80	
:26.90 :29.38	:29.82 :30.70		
23) TWELLMAN, CHRIS	15 RALEIGH, NC	1:57.18	
:27.28 :29.37	:30.32 :30.21		
24) KERINS, JOHN	18 M.E. LYONS, OH	1:57.28	
:28.62 :29.31	:29.56 :29.79		
25) BENORE, AARON	16 N. OAKLAND CO, MI	1:57.44	
:28.38 :29.51	:30.07 :29.48		
26) LAM, RANDY	14 N. OAKLAND CO, MI	1:57.60	
:27.24 :29.01	:30.56 :30.79		
27) LOVERDI, JASON	15 RAPPAHANNOCK, VA	1:57.62	
:27.77 :29.36	:30.42 :30.07		
28) MURIN, JOE	16 GLENS FALLS, NY	1:57.96	
:28.53 :29.01	:29.93 :30.49		
29) PISCOPO, FRANK	15 SARASOTA, FL	1:58.19	
:27.41 :29.95	:29.97 :30.86		
30) HOUCK, JUSTIN	15 READING, PA	1:58.55	
:27.46 :29.55	:31.07 :30.47		
31) HARTSELL, JACOB	17 ROWAN COUNTY, NC	1:58.66	
:27.84 :29.90	:30.55 :30.37		
32) CUBBERLY, RAY	16 ANN ARBOR, MI	1:58.82	
:27.63 :29.57	:30.99 :30.63		
33) ALLEN, BRIAN	16 WILMINGTON, NC	1:58.95	
:27.98 :30.33	:30.56 :30.08		
34) CAMPBELL, JASON	17 UPR MAIN LINE, PA	1:59.30	
:27.24 :29.63	:30.70 :31.73		
35) DANE, JEROME	15 PIEDMONT, VA	1:59.32	
:28.54 :29.97	:30.36 :30.45		
36) JANSZEN, JOHN	14 POWEL CROSLEY, OH	1:59.38	
:28.35 :29.96	:30.59 :30.48		
37) SARGENT, WILLIAM	16 BIRMINGHAM, MI	2:00.25	
:26.93 :30.00	:31.63 :31.69		
38) BOHLIN, MARTIN	17 SCHROEDER BR. WI	2:00.27	
:28.10 :30.64	:31.00 :30.53		
39) BORTA, JOHN	16 MCHENRY CO, IL	2:00.29	
:28.53 :29.97	:31.10 :30.69		
40) DRAN, JOHN	14 RALEIGH, NC	2:00.34	
:28.26 :30.09	:31.11 :30.88		
41) DONOFRIO, MATTHEW	16 WESTPORT, CT	2:00.36	
:28.26 :30.08	:31.11 :30.91		
42) MORILLO, J.R.	17 GAITHERSBURG, MD	2:00.49	
:28.27 :31.76	:30.51 :29.95		
43) GUTIERREZ, SEBASTIAN	16 N. OAKLAND CO, MI	2:00.76	
:27.90 :29.72	:31.47 :31.67		
44) GOFF, ANDY	18 ANNE ARUNDEL, MD	2:00.87	
:28.48 :30.61	:31.10 :30.68		
45) DRURY, DAN	16 RED BANK, NJ	2:00.96	
:28.42 :30.22	:30.80 :31.52		
46) ZUMSTEG, JUSTIN	14 N. OAKLAND CO, MI	2:01.19	
:28.08 :29.91	:31.22 :31.98		
47) ULISHNEY, ADAM	18 LAUREL HIGHLANDS	2:01.24	
:28.35 :30.68	:31.14 :31.07		
48) ROSS, DANE	14 BOISE, ID	2:01.25	
:28.96 :30.80	:31.01 :30.48		
48) HENLY, MARK	15 READING, PA	2:01.25	
:28.08 :30.05	:31.62 :31.50		
50) FONDREN, CHAD	15 ANNE ARUNDEL, MD	2:01.29	
:28.53 :30.32	:30.91 :31.53		
51) SHRESSLER, ERIK	17 ANDOVER, MA	2:01.31	
:28.45 :30.03	:31.80 :31.03		
52) FRINTHEL, CHRIS	16 MONTCLAIR, NJ	2:01.40	
:29.03 :30.50	:31.24 :30.63		

( CONTINUED ON NEXT PAGE )

EVENT: 26 MEN'S 200 YARDS BACKSTROKE

(CONTINUED)

53)	HENNIS, BRENT	16 VINELAND, NJ	2:01.57	68)	DUNN, JARED	16 FRANKFORT, KY	2:03.18
	:28.38 :30.25	:31.23 :31.71			:29.89 :31.76	:30.82 :30.71	
54)	HOSTERMAN, PHIL	17 POWEL CROSLEY, OH	2:01.58	69)	BELL, CHRIS	18 LAKELAND HILL, NJ	2:03.66
	:28.46 :30.17	:31.69 :31.26			:28.11 :30.09	:32.34 :33.12	
55)	FORCIER, MATT	18 CHESHIRE, CT	2:01.71	70)	DOWNER, LUKE	16 DAYTONA BEACH Y	2:03.69
	:27.97 :30.25	:31.66 :31.83			:29.67 :30.52	:31.37 :32.13	
56)	DUTCHER, DAN	18 BOISE, ID	2:01.85	71)	ULISHNEY, AARON	18 LAUREL HIGHLANDS	2:03.77
	:28.34 :30.69	:31.62 :31.20			:28.30 :31.55	:32.01 :31.91	
56)	WILLIAMS, SCOTT	18 CORTLAND, NY	2:01.85	72)	KING, DAVID	17 CUMBERLAND, MD	2:03.88
	:26.95 :29.38	:32.16 :33.36			:28.53 :31.17	:32.13 :32.05	
58)	KULBSA, ERIC	16 UPR MAIN LINE, PA	2:01.87	73)	BADGETT, NICK	17 MIAMI COUNTY, OH	2:04.00
	:27.82 :30.11	:31.87 :32.07			:28.10 :31.14	:32.20 :32.56	
59)	JONES, MICHAEL	13 LOUISVILLE, OH	2:02.07	74)	FIGH, MATTHEW	14 MONTGOMERY, AL	2:04.12
	:29.14 :30.40	:31.67 :30.86			:29.06 :31.28	:32.37 :31.41	
60)	FARROW, JAMIE	15 WILMINGTON, NC	2:02.09	75)	REIS, STEPHEN	18 TIEFFIN, OH	2:04.27
	:27.88 :29.90	:31.85 :32.46			:28.46 :30.97	:32.29 :32.55	
61)	HUNTER, CHARLIE	15 ROANOKE, VA	2:02.10	76)	BAKER, PAUL	18 CORRY, PA	2:04.82
	:27.90 :30.26	:32.02 :31.92			:28.73 :30.74	:32.59 :32.76	
62)	ROATSEY, TODD	18 HUNTINGTON, WV	2:02.14	77)	PETROSKI, DAVE	18 BURLINGTON, NJ	2:04.92
	:29.04 :30.68	:31.55 :30.87			:28.94 :31.13	:32.34 :32.51	
63)	FOLEY, MICHAEL	17 CENT.CHESTER CO.	2:02.28	78)	REIS, PETER	17 N.W.DUPAGE, IL	2:04.99
	:27.68 :29.89	:31.66 :33.05			:27.42 :30.62	:33.27 :33.68	
64)	WILSON, ADAM	18 BUTLER CO, PA	2:02.39	79)	BATEMAN, ROBERT	18 SOMERSET VLY, NJ	2:05.44
	:27.38 :30.47	:32.15 :32.39			:28.75 :30.85	:32.60 :33.24	
65)	PETERSON, KEVIN	17 OLD TOWN, ME	2:02.40	80)	SOKOLOFSKY, DAVID	15 WILMINGTON, NC	2:05.86
	:28.92 :30.88	:31.40 :31.20			:29.23 :31.47	:32.87 :32.29	
66)	WISNIENSKI, PETER	18 McHENRY CO, IL	2:02.53	81)	MOODY, BRIAN	14 CENT.VIRGINIA	2:06.24
	:28.24 :30.50	:31.79 :32.00			:28.68 :31.30	:33.21 :33.05	
67)	HEATON, KYLE	16 EASTSIDE, WA	2:02.62	82)	COLLINS, MIKE	15 N.W.DUPAGE, IL	2:07.04
	:28.43 :30.85	:32.07 :31.27			:29.17 :30.74	:33.31 :33.82	

1997 Y.M.C.A. NATIONAL SHORT COURSE  
SWIMMING and DIVING CHAMPIONSHIPS  
Swum at: INTERNATIONAL SWIMMING HALL of FAME AQUATIC CENTER, FORT LAUDERDALE

EVENT : 27 WOMEN'S 800 YARDS FREESTYLE RELAY \*\*\*\*\* APRIL 10, 1997 \*\*\*\*\*  
 NATIONAL RECORD 7:25.64 SARASOTA, FL 1988  
 QUALIFYING FOR NATIONALS 8:11.99

PLACE	NAME	YEAR	TEAM	TRIALS	FINAL
<b>CHAMPIONSHIP FINAL</b>					
1)	BLOOMSBURG, PA WOMEN			7:37.15	7:31.09
1)	GARDNER, KATI	17		:55.79	:56.09
				:59.96	1:00.78
2)	PERRUQUET, JESSI	15		:52.76	:51.92
				:57.27	:56.52
2)	SCHROEDER BR. WI WOM			7:37.72	7:34.76
1)	MICKSCHL, AMY	18		:54.42	:54.82
				:57.88	:59.06
2)	HIGHSTROM, LINDSEY	15		:54.16	:54.91
				:58.57	1:00.94
3)	WILTON, CT WOMEN			7:38.34	7:35.87
1)	BROWN, LILLIAN	17		:55.58	:55.00
				:59.39	:59.74
2)	ELLINGTON, MAGGIE	16		:54.58	:53.22
				:59.81	:58.55
4)	ORLANDO, FL WOMEN			7:36.91	7:37.55
1)	NICKSON, NATALIE	16		:55.47	:54.34
				:59.91	1:01.46
2)	WATKINS, CHRISTY	15		:54.65	:53.70
				1:00.14	:57.88
5)	SPARTANBURG, SC WOM			7:40.16	7:39.50
1)	ADAMS, KRISTEN	17		:54.05	:56.90
				:58.00	1:00.82
2)	BALLENGER, EMILY	16		:55.90	:54.32
				:59.35	1:00.16
6)	M.E. LYONS WOMEN			7:40.09	7:39.93
1)	KEYES, SARAH	16		:56.14	:55.94
				:58.45	1:00.65
2)	TOMES, EMILY	15		:57.18	:53.94
				:59.13	:58.50
7)	RALEIGH, NC WOMEN			7:43.46	7:42.67
1)	SODERBERG, VIRGINIA	17		:56.59	:54.81
				:59.93	1:00.46
2)	FULLER, DANA	16		:56.22	:54.60
				1:00.38	:59.68
8)	N.W. DUPAGE, IL WOMEN			7:43.67	7:43.58
1)	MAHONEY, TRACY	17		:56.99	:55.85
				1:01.39	1:00.62
2)	SZWEDA, MAUREEN	16		:54.61	:54.60
				1:00.81	:58.71
<b>CONSOLATION FINAL</b>					
9)	SARASOTA, FL WOMEN			7:46.21	7:43.22
1)	CALKINS, TRICIA	17		:55.40	:56.59
				:59.46	1:00.09
2)	PILOTO, J.P.	17		:55.09	:55.77
				1:00.49	1:00.33
10)	CHESHIRE, CT WOMEN			7:47.68	7:44.03
1)	BOWMAN, CAROLYN	13		:56.43	:54.15
				:59.71	:58.81
2)	MARTIN, KATIE	15		:56.30	:55.22
				1:02.39	1:01.02

( CONTINUED ON NEXT PAGE )

EVENT: 27 WOMEN'S 800 YARDS FRERSTYLE RELAY (CONTINUED)

11) HUNTINGTON, WV WOMEN		7:49.24	7:44.22		
1) WEBB, MELISSA	13	:56.39	3) SCHIRMAN, JO ELLEN	17	:55.40
		:59.78			1:01.17
2) CIPOLETTI, ELLEN		18	4) OLSON, MELISSA	18	:55.61
		1:00.25			1:00.00
12) WINSTON-SALEM, NC WOM		7:49.45	7:46.60		
1) PARKS, CATHERINE	14	:56.84	3) PATE, ELIZABETH	18	:57.84
		1:01.15			1:01.98
2) PATE, VIRGINIA		14	4) DeLONG, JENNIFER	17	:54.02
		1:00.60			:57.99
13) UPR MAIN LINE, PA WOM		7:50.40	7:48.69		
1) CLARK, CORRIE	14	:57.53	3) NELSON, KRISTIN	16	:54.78
		1:00.15			1:00.80
2) MARCHETTI, SHANA		16	4) FRASCHILLA, LINDSAY	17	:55.38
		1:01.63			1:01.20
14) N. OAKLAND CO, MI WOM		7:53.92	7:50.97		
1) JOHNSON, LINDSAY	16	:57.60	3) CHUNG, JESSICA	17	:56.89
		:59.26			1:01.31
2) MacDONALD, ELIZABETH		14	4) SPIRO, ERIN	15	:56.57
		1:01.80			1:00.71
15) BIRMINGHAM, MI WOMEN		7:48.40	7:51.07		
1) GROTH, ELIZABETH	16	:56.16	3) KAZNECKI, LAURA	15	:57.53
		1:01.27			1:00.15
2) WRIGHT, CHRISTINA		15	4) JOHNSON, SARA	14	:55.13
		1:02.58			1:02.09
16) ANNE ARUNDEL, MD WOM		7:52.50	7:53.97		
1) SCHAFFER, SARAH	15	:56.77	3) DiBLASI, KATIE	16	:56.92
		1:01.01			1:01.42
2) BODINE, LAURA		16	4) SYKES, ERIN	17	:56.28
		1:01.25			1:03.66
1) ORLANDO, FL WOMEN		7:36.91	6) SPARTANBURG, SC WOM	7:40.16	
1) NICKSON, NATALIE	16	:56.24	1) ADAMS, KRISTEN	17	:54.52
		:59.13			:58.31
2) LIZZILO, JESSICA		15	2) BALLENGER, EMILY	16	:55.39
		1:01.90			:59.42
2) BLOOMSBURG, PA WOMEN		7:37.15	7) RALEIGH, NC WOMEN	7:43.46	
1) WILLIAMS, STEFANI	17	:53.94	1) SODERBERG, VIRGI	17	:56.87
		:57.24			1:00.30
2) LUSCHAS, MARY		17	2) FULLER, DANA	16	:56.98
		1:01.29			:59.52
3) SCHROEDER BR, WI WOM		7:37.72	8) N.W. DUPAGE, IL WOMEN	7:43.67	
1) MICKSCHL, AMY	18	:55.51	1) BRADLEY, TERRI	15	:57.84
		:57.27			1:00.53
2) HIGHESTROM, LINDS		15	2) MAHONEY, TRACY	17	:56.41
		:54.47			1:00.35
		:59.16			
4) WILTON, CT WOMEN		7:38.34	9) SARASOTA, FL WOMEN	7:46.21	
1) BROWN, LILLIAN	17	:55.36	1) CALKINS, TRICIA	17	:56.25
		:58.48			:59.52
2) FINNERTY, PATRIC		15	2) SHIRLEY, ELIZABEL	13	:56.90
		1:01.26			1:01.71
5) M.E. LYONS WOMEN		7:40.09	10) CHESHIRE, CT WOMEN	7:47.68	
1) KEYBS, SARAH	16	:56.28	1) BOWMAN, CAROLYN	13	:57.22
		:58.75			:58.70
2) TOMBS, EMILY		15	2) MARTIN, KATIE	15	:56.35
		1:00.36			1:01.55
			3) BOWMAN, SARAH	15	:56.35
					1:00.59
			4) ROCK, KATIE	15	:56.22
					1:00.70

( CONTINUED ON NEXT PAGE )



EVENT: 27 WOMEN'S 800 YARDS FREESTYLE RELAY (CONTINUED)

11) BIRMINGHAM, MI WOMEN 1) GROTH, ELIZABETH16 :56.98 1:00.97 2) WRIGHT, CHRISTIN15 :56.85 1:01.62	7:48.40 3) KAZNECKI, LAURA 15 :57.06 1:00.16 4) JOHNSON, SARA 14 :55.34 :59.42	23) ANN ARBOR, MI WOMEN 1) TIRNEY, KRISTEN 14 :57.48 1:01.77 2) KLOOTE, BRIANNA 16 :57.30 1:02.49	7:58.44 3) KIERAS, JESSICA 16 :58.36 1:02.04 4) WINKELHAUS, KATI14 :56.27 1:02.73
12) HUNTINGTON, WV WOMEN 1) WEBB, MELISSA 13 :57.27 1:00.89 2) CIPOLETTI, ELLEN18 :56.67 1:01.16	7:49.24 3) SCHEIRMAN, JO BL17 :55.15 1:03.38 4) OLSON, MELISSA 18 :55.34 :59.38	24) GTR.TOPEKA, KS WOMEN 1) MERRIAM, KATIE 15 :56.74 1:03.50 2) DUDLEY, KELLI 15 :56.15 1:00.74	7:58.54 3) DUDLEY, TIFFANY 18 :58.55 1:02.89 4) SOKOLOWSKI, ERIK15 :58.11 1:01.86
13) WINSTON-SALEM, NC WOM 1) PARKS, CATHERINE14 :58.06 1:00.37 2) PATE, VIRGINIA 14 :56.97 1:00.90	7:49.45 3) PATE, ELIZABETH 18 :57.66 1:01.36 4) DeLONG, JENNIFER17 :55.61 :58.52	25) OAK PARK, IL WOMEN 1) LUMKES, MELISSA 16 :58.92 1:03.09 2) MICHEL, MEGAN 15 :58.52 1:03.40	7:59.63 3) GRAHAM, LAURA 16 :56.52 1:04.39 4) GILBERT, KATHLEE17 :55.27 :59.52
14) UPR MAIN LINE, PA WOM 1) CLARK, CORRIE 14 :57.98 1:00.68 2) MARCHETTI, SHANA16 :57.75 1:01.51	7:50.40 3) NELSON, KRISTIN 16 :55.58 1:00.15 4) FRASCHILLA, LIND17 :56.67 1:00.08	26) BLUE ASH WOMEN 1) KAIL, MELANIE 17 :59.19 1:03.61 2) McPERRAN, JESSE 14 :59.17 1:03.73	8:00.86 3) URSINI, JILL 13 :57.41 1:01.54 4) JARJOSA, JENNY 17 :56.35 :59.86
15) ANNE ARUNDEL, MD WOM 1) BODINE, LAURA 16 :57.05 1:01.60 2) SCHAFFER, SARAH 15 :56.08 1:01.75	7:52.50 3) DiBLASI, KATIE 16 :57.20 1:01.11 4) SYKES, ERIN 17 :56.43 1:01.28	27) PIEDMONT, VA WOMEN 1) MOSCA, LAURA 15 :55.17 :58.90 2) HAYES, KATHERINE15 :58.77 1:04.57	8:01.04 3) SNYDER, HEATHER 17 :59.45 1:03.37 4) REDMON, ALLISON 17 :57.97 1:02.84
16) N.OAKLAND CO, MI WOM 1) MOORHEAD, KIM 17 :58.45 :59.21 2) CHUNG, JESSICA 17 :57.12 1:01.77	7:53.92 3) MacDONALD, ELIZA14 :56.49 1:01.05 4) SPIRO, ERIN 15 :57.22 1:02.61	28) MINOT, MD WOMEN 1) HOLLAND, KATE 16 :57.85 1:02.11 2) SKARSGARD, HOLLY18 :57.77 1:02.79	8:02.13 3) LOWE, JENNIFER 17 :56.75 1:03.82 4) BURCKHARD, MARIE17 :57.47 1:03.57
17) RAPPAHANNOCK WOMEN 1) HANSBROUGH, MARI15 :57.63 1:00.94 2) BLACKWELL, TRISH13 :57.23 1:00.78	7:54.31 3) CLEAVER, CHRISTI16 :57.08 1:03.65 4) JONES, TAMARA 15 :56.12 1:00.88	29) LAKELAND HILL, NJ WOM 1) WOYNEROWSKI, CAR17 :57.94 1:01.59 2) MCKENZIE, KATIE 16 :57.72 1:04.86	8:03.39 3) HIORTH, MEGAN 15 :58.76 1:02.29 4) SUTTON, JOCELYN 17 :57.17 1:03.06
18) RIDGEWOOD, NJ WOMEN 1) FRIEND, AMY 17 :57.14 1:01.88 2) BASSI, NOELLE 13 :56.63 1:01.96	7:54.35 3) DAVIES, ABBIE 14 :57.22 1:01.12 4) PELUSE, ANGIE 18 :56.44 1:01.96	30) HAMILTON, NJ WOMEN 1) BEESE, JENNIFER 17 :58.11 1:01.72 2) WILLIAMS, CHRIST15 :56.32 1:03.72	8:03.92 3) LOWE, MOLLY 17 :59.10 1:01.94 4) NEMETH, PAM 16 :59.05 1:03.96
19) CHAMPAIGN, IL WOMEN 1) ANDERSON, ASHLEE13 :57.16 1:01.50 2) WRIGHT, KARA 15 :57.50 1:01.21	7:54.98 3) POWER, LISA 14 :59.29 1:04.96 4) KELLER, CHRISTIN15 :53.94 :59.42	31) DAYTONA BEACH Y WOM 1) LOCHTE, MEGAN 17 :57.10 1:05.28 2) WHITE, ELIZABETH13 :58.11 1:02.31	8:04.62 3) WATSON, ELIZABET13 :58.95 1:03.16 4) URQUHART, KATIE 13 :57.83 1:01.88
20) POWEL CROSLEY WOMEN 1) BROXTERMAN, AMY 14 :57.16 1:01.51 2) MYERS, HEATHER 17 :56.68 1:00.36	7:55.64 3) WIETHORN, MOLLY 17 :57.26 1:03.87 4) WETZEL, MIKALA 17 :56.21 1:02.59	32) CENT.VIRGINIA WOMEN 1) CLARK, ABBY 17 :57.86 1:02.66 2) MARSH, JORDAN 16 :55.86 1:02.14	8:05.31 3) WHITLEY, ELEANOR15 :58.25 1:06.18 4) RODMAN, KATIE 17 :57.01 1:05.35
21) WILMINGTON, NC WOMEN 1) CURRAN, CAROLINE15 :55.86 1:00.36 2) HONMA, KRISTEN 15 :58.46 1:02.52	7:55.66 3) HUGHES, MARGARET14 :56.29 1:03.60 4) GEORGE, SARAH 16 :56.83 1:01.74	33) GAMBLE-NIPPET WOMEN 1) DROLLINGER, NIKI18 :59.77 1:04.91 2) GRIFFITH, LAUREN15 :58.11 1:02.08	8:06.15 3) SANDER, KRISTIN 17 :58.95 1:03.16 4) LYMAN, JENNY 15 :57.83 1:01.88
22) SOMERSET VLY, NJ WOM 1) DELLAVALLE, ASHL14 :57.36 1:01.90 2) TURNAGE, JAMIE 17 :57.36 1:04.00	7:55.66 3) SUDOL, ALLYSON 16 :56.29 1:01.96 4) MILLER, CHRISSY 13 :56.01 1:00.78	34) S.E.GRAND RAPIDS, MI 1) SEXTON, KELLY 15 :58.40 1:02.41 2) MCKENZIE, ELLEN 14 :58.11 1:05.82	8:06.58 3) SANDMANN, LEAH 15 :58.90 1:03.69 4) FLIKKEMA, KATE 17 :56.09 1:01.04

( CONTINUED ON NEXT PAGE )

EVENT: 27 WOMEN'S 800 YARDS FREESTYLE RELAY (CONTINUED)

35) BOYERTOWN, PA WOMEN 1) CARD, NICHOLE 18 :57.75 1:01.24 2) KROH, COURTNEY 15 :59.66 1:02.64	3) BRAY, JODY 16 :59.61 1:03.81 4) SCHOCK, MARY 16 :58.50 1:03.50	47) HARFORD CO, MD WOMEN 1) EYLER, MEREDITH 16 :58.43 1:03.67 2) YONYCH, MEGAN 14 :58.35 1:03.39	8:11.12 3) CATTELL, CINDY 17 1:01.31 1:05.02 4) GYOLAI, CATHY 16 :58.47 1:02.48
36) PARKERSBURG, WV WOM 1) ALT, CATHY 16 :58.41 1:02.74 2) BARTOSZEK, JANB 15 :58.63 1:03.93	3) KOEGLER, DANIELL16 1:00.50 1:06.18 4) CONE, KAREN 16 :54.96 1:01.82	48) SUMMIT AREA, NJ WOM 1) SHORE, REBECCA 14 :59.03 1:03.12 2) PAY, KATIE 15 :58.97 1:07.16	8:11.34 3) YOCCO, MIA 16 :57.30 1:03.84 4) QUETEL, RENEE 15 :58.96 1:02.96
37) SAN PEDRO, CA WOMEN 1) MISTELE, SARAH 16 :59.09 1:00.50 2) PAK, ALICE 16 :59.00 1:05.04	3) ABB, AKIKO 17 :58.52 1:03.08 4) MOSLER, LAUREN 16 :57.70 1:04.49	49) MONTCLAIR, NJ WOMEN 1) ASHENFELTER, LYN14 :59.13 1:02.86 2) WALSH, KELLY 15 :59.95 1:04.26	8:12.12 3) KNOX, SUSANNAH 13 1:02.15 1:06.88 4) HECKING, KELLY 17 :56.84 1:00.05
38) RED BANK, NJ WOMEN 1) KELLY, ALLISON 16 :57.75 1:04.41 2) HOGAN, MAGGIE 17 :58.52 1:02.44	3) SZUMERA, KRISTEN18 :59.86 1:04.05 4) SCHWARTZ, RACHEL17 :57.32 1:03.85	49) KETTERING, OH WOMEN 1) WOESSNER, SUSAN 16 :58.67 1:04.76 2) JONES, KELLY 14 :58.55 1:02.15	8:12.12 3) WILLCHECK, ANDREA14 :58.95 1:07.49 4) HEMMELGARN, HOLL18 :58.75 1:02.80
39) NAPERVILLE, IL WOMEN 1) BENGSTON, ANGIE 18 1:00.55 1:03.75 2) O'FALLON, SARA 16 :57.75 1:03.16	3) SOUPPA, KRISTIN 15 :58.94 1:05.06 4) WOYTOWYCH, DEE D15 :57.57 1:01.45	51) MISSOURI VLY, ND WOM 1) JUNDT, AMY 17 :59.85 1:05.58 2) KINDSCHI, ANDI 17 :58.43 1:07.31	8:12.17 3) HAUNZ, LISA 16 :57.16 1:03.66 4) LITTLE, LAUREN 16 :56.96 1:03.22
40) FAIRFIELD, OH WOMEN 1) REYNOLDS, MICHEL14 :56.92 1:02.86 2) CHASSAGNE, CAROL18 :57.10 1:03.79	3) PARRISH, MOLLIE 17 :59.28 1:06.43 4) HELMERS, MAGGIE 16 :58.31 1:04.42	52) NEW CANAAN, CT WOMEN 1) ZARRILLI, MICHEL17 :58.76 1:03.26 2) LIBERTINY, TIMEA16 :57.81 1:03.14	8:12.23 3) FRISBEE, MEGANNE15 :58.01 1:06.48 4) BOYLE, ELIZABETH16 :59.67 1:05.10
41) READING, PA WOMEN 1) MASSARO, MARCIE 18 :57.60 1:00.37 2) HELM, ALYSSA 15 :59.50 1:04.74	3) BELLAIRS, SHANA 17 :58.30 1:04.61 4) PFISTERER, ANGEL16 1:00.70 1:04.15	53) MARIETTA, OH WOM 1) PUNK, SHANNON 15 :56.38 1:00.61 2) PUNK, KRISTEN 12 :58.66 1:04.07	8:14.36 3) MELLECKER, CHRIS15 :59.41 1:04.26 4) KOSTIVAL, COURTNI14 1:01.84 1:09.13
42) ROANOKE, VA WOMEN 1) SPRADLIN, JAMIE 15 :56.67 :59.84 2) SNEAD, MARTHA 13 :58.96 1:06.62	3) MCKINNEY, KARA 14 :59.52 1:03.66 4) MCGUIRE, BERNETT12 :57.54 1:07.26	54) WAYNESBORO, PA WOMEN 1) BOWER, KATHY 16 :59.34 1:03.87 2) SHANK, JENNIFER 13 1:01.15 1:05.80	8:15.38 3) STOUFFER, STACIA14 1:00.31 1:04.98 4) CARROLL, EMILY 13 :57.13 1:02.80
43) NEWARK, DE WOMEN 1) BALDASSARI, ANDRI6 :58.20 1:02.03 2) TURNER, JILL 16 :59.30 1:01.32	3) PLUMMER, MELISSA15 1:00.40 1:04.43 4) BLEACHER, DANIEL16 :59.78 1:04.67	55) METRO MADISON, WI WOM 1) LIEMANN, KATIE 14 :59.76 1:04.33 2) JACOBS, ELIZABET14 1:00.01 1:05.10	8:16.25 3) FLETCHER, ALLISO14 1:00.79 1:05.16 4) DEWINKEL, MADELA16 :57.30 1:03.80
44) CORTLAND, NY WOMEN 1) NELSON, CARIN 16 :57.51 1:03.32 2) NELSON, BRITT 13 :58.86 1:06.27	3) McMAHON, CARLY 15 :58.25 1:04.38 4) ARMSTRONG, MEGAN15 :57.92 1:04.05	56) FRANKLIN, PA WOMEN 1) WILKINSON, JILL 17 :56.09 :59.92 2) JUNKIN, GWYNNE 17 1:00.68 1:05.31	8:17.50 3) CRAWFORD, TARA 17 1:00.58 1:06.43 4) FINDLAN, KATIE 17 1:00.20 1:08.29
45) FRANKFORT, KY WOMEN 1) MCCAULEY, MEREDI16 :59.09 1:03.89 2) CAREY, BETH 17 1:00.97 1:05.54	3) FOSTER, ELIZABET12 1:01.23 1:04.53 4) ZERHUSEN, MEGAN 17 :55.59 :59.88	57) APPLETON, WI WOM 1) ADAMS, COURTNEE 15 :56.34 1:00.91 2) BROCK, LESLIE 16 1:00.70 1:04.64	8:17.63 3) LOCY, CATIE 14 1:01.51 1:05.73 4) GUSTAFSON, SHANN16 1:00.38 1:07.42
46) FLINT, MI WOMEN 1) KORSKDAL, LIZ 14 :57.84 1:04.56 2) COWEN, ABBEY 16 :58.33 1:06.75	3) SPAULDING, MEGAN16 :59.29 1:03.56 4) SMITH, JACYNDA 18 :58.05 1:02.62	58) PHOENIXVILLE, PA WOM 1) McVEY, LAURA 13 :57.70 1:03.85 2) HAVAS, KARYN 17 1:00.50 1:05.63	8:17.66 3) HARDY, SARA 15 :59.68 1:06.18 4) KARPOWICZ, SARAH13 :59.76 1:04.36

( CONTINUED ON NEXT PAGE )

EVENT: 27 WOMEN'S 800 YARDS FREESTYLE RELAY (CONTINUED)

59) LAUREL HIGHLANDS WOM		8:18.24	MACOMB, MI WOMEN		DISQUAL		
1) BRUZDA, KATIE	15 1:00.06	3) WEEKS, ABBY	16 :59.54	1) CONGER, SARAH	17 :57.70	3) KWIATEK, EVA	18 :57.41
	1:05.61		1:06.29		1:03.53		1:05.11
2) KABALA, CHRISTINI	16 :59.63	4) BANKOVICH, BETHA	14 :57.29	2) OPARKA, ERICA	14 :59.27	4) LEONARD, JACY	17 :57.10
	1:04.95		1:04.87		1:05.63		DISQUAL
60) SOUTHSIDE, VA WOMEN		8:20.68	WESTPORT, CT WOMEN		DISQUAL		
1) GRIFFIN, JENNIFE	18 :59.88	3) ANDREWS, JAMIE	15 1:00.54	1) FENN, EMILY	15 :00.00	3) FENN, MEGHAN	17 :00.00
	1:06.49		1:04.92		:00.00		:00.00
2) SMITH, ALICIA	14 1:01.36	4) GILL, ANNIE	15 :57.32	2) ROORBACH, KRISTE	16 :00.00	4) MOYNIHAN, CARAGH	17 :00.00
	1:07.26		1:02.91		:00.00		DISQUAL
61) FLUSHING YMCA, NY WOM		8:30.31	OSWEGO, NY WOMEN		DISQUAL		
1) MADONIA, REGAN	16 :58.97	3) DLUGOKENCKY, CHRI	17 1:03.84	1) COTTER, TRACY	16 :57.38	3) DELIA, BONNIE	14 1:00.83
	1:02.40		1:13.02		1:03.20		1:07.44
2) KATZ, LAUREN	14 1:00.56	4) LUTZ, JENNIE	17 :58.48	2) AUCLAIR, MELANIE	17 :59.08	4) DELIA, ABBY	15 :58.55
	1:06.28		1:06.76		1:02.80		DISQUAL
62) COUNTRYSIDE, OH WOM		8:33.03					
1) SEVERSON, KATIE	14 :59.17	3) KEEVER, BRANDY	14 :57.59				
	1:02.75		1:02.60				
2) McLOUGHLIN, KATE	14 1:09.52	4) HAYASHI, MAROMI	17 1:00.95				
	1:15.12		1:05.33				

1997 Y.M.C.A. NATIONAL SHORT COURSE  
SWIMMING and DIVING CHAMPIONSHIPS  
Swim at: INTERNATIONAL SWIMMING HALL of FAME AQUATIC CENTER, FORT LAUDERDALE

EVENT : 28 MEN'S 800 YARDS FREESTYLE RELAY \*\*\*\*\* APRIL 10, 1997 \*\*\*\*\*  
 NATIONAL RECORD 6:47.18 COUNTRYSIDE, OH 1992  
 QUALIFYING FOR NATIONALS 7:29.69

PLACE	NAME	YEAR	TEAM	TRIALS	FINAL
<b>CHAMPIONSHIP FINAL</b>					
1)	ANN ARBOR, MI MEN			6:56.94	6:52.48
1)	BURKE, JAMIE	17	:50.83	3) CUBBERLY, RAY	16 :48.89
			:56.01		:54.36
2)	HACK, JOSH	15	:49.80	4) MESSNER, ADAM	18 :46.19
			:56.19		:50.21
2)	M.E. LYONS MEN			6:58.96	6:53.39
1)	FOSTER, ERIC	17	:51.12	3) HAUSLADEN, DAVID	17 :49.81
			:53.22		:55.19
2)	KIRK, JOHN	18	:49.07	4) GUSTIN, REID	17 :47.93
			:53.82		:53.23
3)	UPP MAIN LINE, PA MEN			6:59.39	6:58.67
1)	CLARK, JAFFREY	16	:52.06	3) SIEBERT, MARK	16 :48.35
			:54.43		:54.40
2)	SCANLON, JOHN	17	:50.37	4) MARINE, DAVID	19 :49.38
			:57.06		:52.62
4)	LAKELAND HILL, NJ MEN			6:57.34	6:58.72
1)	GROSS, MICHAEL	16	:50.39	3) FERGUSON, ANDREW	18 :48.23
			:56.75		:53.60
2)	JOGANOW, VIKTOR	17	:50.85	4) POLLOCK, JASON	17 :49.34
			:53.89		:55.67
5)	SARASOTA, FL MEN			7:02.87	7:02.20
1)	MAY, JEFF	15	:52.05	3) RUSTHOVEN, KYLE	17 :49.12
			:54.02		:54.11
2)	MITCHELL, ANDREW	17	:50.07	4) TURNER, JAKE	16 :52.42
			:55.01		:55.40
6)	ORLANDO, FL MEN			7:02.84	7:02.21
1)	GRANT, JARED	18	:52.11	3) RAMIREZ, LEO	18 :51.73
			:52.58		:54.95
2)	CROSSMAN, SHAUN	16	:50.79	4) HORNER, MATT	16 :50.78
			:54.60		:54.67
7)	WILTON, CT MEN			7:04.47	7:02.69
1)	CORCORAN, TIMOTHY	16	:49.68	3) FISCHER, JONATHAN	16 :51.11
			:54.65		:56.71
2)	SHEVCHIK, DANIEL	16	:49.38	4) WELLS, STEPHEN	16 :51.48
			:54.41		:55.27
8)	N.W. DUPAGE, IL MEN			7:03.54	7:03.11
1)	OLSON, KEVIN	16	:51.49	3) KELLY, ROB	18 :51.70
			:54.59		:54.69
2)	ANDERSON, MARC	18	:49.82	4) CARLSON, TIM	17 :49.91
			:55.51		:55.40
<b>CONSOLATION FINAL</b>					
9)	N.OAKLAND CO, MI MEN			7:06.41	6:56.56
1)	LAM, RANDY	14	:51.18	3) FOLEY, PATRIC	17 :50.37
			:54.71		:54.83
2)	VANDERKAAY, CHRISS	15	:48.57	4) SCUSSEL, MARIO	17 :47.00
			:55.62		:54.28
10)	SAN PEDRO, CA MEN			7:07.43	7:03.01
1)	SCHWENDINGER, TODD	16	:51.50	3) IGNACIO, PHILLIP	18 :49.63
			:54.38		:55.31
2)	TAKAHASHI, JO	15	:51.63	4) SOTO, CARLOS	16 :50.38
			:56.02		:54.16

( CONTINUED ON NEXT PAGE )

EVENT: 28 MEN'S 800 YARDS FREESTYLE RELAY (CONTINUED)

11) SOMERSET, NJ MEN			7:09.00		7:04.08		
1) ARMSTRONG, SCOTT	17	:50.55	3) RYAN, SEAN	17	:50.65		
		:53.50			:54.33		
2) BARFUSS, RICHARD	16	:52.34	4) LAM, ALLEN	15	:51.53		
		:56.53			:54.65		
12) CENT. VIRGINIA MEN			7:09.35		7:04.19		
1) HOFMANN, JEFF	17	:52.73	3) PETTIGREW, BUDDY	17	:50.06		
		:55.38			:56.29		
2) CHIPLEY, HUNT	17	:50.57	4) FRANKFORT, PATRICK	16	:50.48		
		:53.88			:54.80		
13) WESTPORT, CT MEN			7:09.47		7:06.07		
1) YACCO, MATTHEW	16	:51.52	3) DONOFRIO, MATTHEW	16	:52.19		
		:53.85			:59.26		
2) ORENDORF, WILLIAM	18	:51.58	4) MOLARI, RICARDO	17	:48.20		
		:55.36			:54.11		
14) RALEIGH, NC MEN			7:06.09		7:08.01		
1) PERRY, WARREN	16	:52.25	3) KNITTEL, PAT	18	:51.72		
		:55.05			:56.39		
2) SUTHERLAND, DAVE	17	:50.83	4) BAICY, JOE	16	:49.30		
		:56.87			:55.60		
15) POWEL CROSLLEY MEN			7:08.20		7:08.90		
1) LIMOUZE, JOHN	17	:52.12	3) HUBER, TOM	17	:51.56		
		:54.73			:56.64		
2) LUHN, JEFF	16	:50.06	4) HOSTERMAN, PHIL	17	:50.14		
		:57.90			:55.75		
16) SCHROEDER BR, WI MEN			7:07.78		7:27.37		
1) BERGER, JOEL	18	:52.49	3) PETRIC, STEVE	14	:52.93		
		:57.19			:56.18		
2) BOHLIN, MARTIN	17	:53.83	4) BARTELL, BEN	17	:56.01		
		:57.81			1:00.93		
1) ANN ARBOR, MI MEN			6:56.94				7:02.87
1) BURKE, JAMIE	17	:51.34	3) CUBBERLY, RAY	16	:48.78	1) MAY, JEFF	15
		:54.63			:54.51	:52.53	3) RUSTHOVEN, KYLE
2) HACK, JOSH	15	:51.72	4) MESSNER, ADAM	18	:48.00	:54.06	17
		:56.21			:51.75	:50.38	4) HERRINGTON, MICH
						:55.24	17
							:56.91
2) LAKE LAND HILL, NJ MEN			6:57.34				7:03.54
1) FERGUSON, ANDREW	18	:50.51	3) JOGANOW, VIKTOR	17	:50.88	1) KELLY, ROB	18
		:52.52			:54.15	:53.51	3) ANDERSON, MARC
2) CONNORS, VINCENT	18	:50.44	4) POLLOCK, JASON	17	:49.21	:54.50	18
		:55.69			:53.94	:50.48	4) OLSON, KEVIN
						:53.65	16
							:55.21
3) M.E. LYONS MEN			6:58.96				7:04.47
1) HAUSLADEN, DAVID	17	:51.87	3) ATTEBERRY, JEFF	16	:52.14	1) CORCORAN, TIMOTHY	16
		:53.30			:53.98	:50.30	3) FISCHER, JONATHAN
2) KIRK, JOHN	18	:48.99	4) POSTER, ERIC	17	:50.79	:53.45	16
		:54.00			:53.89	:49.87	4) WELLS, STEPHEN
						:54.28	16
							:55.81
4) UPP MAIN LINE, PA MEN			6:59.39				7:06.09
1) SCANLON, JOHN	17	:51.67	3) SIEBERT, MARK	16	:49.46	1) PERRY, WARREN	16
		:56.30			:54.03	:52.04	3) KNITTEL, PAT
2) CLARK, JAFFREY	16	:51.61	4) MARINE, DAVID	19	:49.76	:54.78	18
		:54.45			:52.11	:50.98	4) BAICY, JOE
						:56.86	16
							:54.76
5) ORLANDO, FL MEN			7:02.84				7:06.41
1) GRANT, JARED	18	:51.54	3) RAMIREZ, LEO	18	:51.48	1) VANDERKAAAY, CHRIS	15
		:52.68			:54.57	:51.35	3) BENOIRE, AARON
2) CROSSMAN, SHAUN	16	:50.80	4) HORNER, MATT	16	:49.59	:56.23	16
		:56.75			:55.43	:52.36	4) SCUSSEL, MARIO
						:55.24	17
							:54.12

( CONTINUED ON NEXT PAGE )

EVENT: 28 MEN'S 800 YARDS FREESTYLE RELAY (CONTINUED)

11) SAN PEDRO, CA MEN	7:07.43	23) CRT. CHESTER CO. MEN	7:13.18
1) SOTO, CARLOS 16 :51.89	3) IGNACIO, PHILLIP 18 :51.18	1) GLODRK, JOHN 18 :52.69	3) CALIO, MIKE 18 :54.15
:54.08	:55.21	:56.22	:58.39
2) TAKAHASHI, JO 15 :52.55	4) SCHWENDINGER, TO16 :51.73	2) BOTES, GENE 16 :51.72	4) SULLIVAN, BRANDO17 :51.09
:56.48	:54.31	:54.47	:54.45
12) SCHROEDER BR, WI MEN	7:07.78	24) FLUSHING YMCA, NY MEN	7:13.39
1) MESENBORG, MIKE18 :51.19	3) MARX, MIKE 17 :51.47	1) KBIM, JEFF 17 :52.80	3) MARK, DOUGLAS 15 :52.23
:54.14	:57.48	:56.15	:57.01
2) BUTLER, GRANT 18 :51.74	4) BURRALL, GRANT 18 :52.12	2) ESPOSITO, JAMES 17 :52.03	4) YEUNG, KENT 17 :51.67
:55.21	:54.43	:55.74	:55.76
13) POWEL CROSLLEY MEN	7:08.20	25) HUNTINGTON, WV MEN	7:13.42
1) LIMOUZE, JOHN 17 :51.78	3) HUBER, TOM 17 :52.39	1) CUNNINGHAM, RICH18 :53.28	3) ROATSEY, TODD 18 :51.61
:54.51	:56.12	:57.52	:56.62
2) LUHN, JEFF 16 :51.77	4) HOSTERMAN, PHIL 17 :50.56	2) LAMBERT, DAVE 15 :53.25	4) WHITE, MACON 18 :47.95
:57.15	:53.92	:59.26	:53.93
14) SOMERSET, NJ MEN	7:09.00	26) ANNE ARUNDEL, MD MEN	7:14.24
1) ARMSTRONG, SCOTT17 :51.93	3) RYAN, SEAN 17 :50.93	1) KESSEL, BILLY 17 :53.39	3) HANLEY, CHRIS 17 :51.85
:54.41	:54.45	:56.55	:57.38
2) BARFUSS, RICHARD16 :51.42	4) LAM, ALLEN 15 :51.58	2) TAYLOR, MICHAEL 17 :52.72	4) McDONALD, PAUL 17 :51.42
:58.82	:55.46	:55.26	:55.67
15) CRT. VIRGINIA MEN	7:09.35	27) BOISE, ID MEN	7:15.00
1) HOFMANN, JEFF 17 :52.30	3) PETTIGREW, BUDDY17 :50.26	1) WEVER, MATT 13 :53.50	3) TATE, RICH 17 :51.43
:56.62	:57.13	:55.95	:57.56
2) CHIPLEY, HUNT 17 :50.92	4) FRANKPORT, PATRI16 :51.98	2) ROSS, DANE 14 :53.40	4) ALLEN, QUINT 17 :51.39
:55.97	:54.17	:57.74	:54.03
16) WESTPORT, CT MEN	7:09.47	28) OAK PARK, IL MEN	7:16.57
1) YACCO, MATTHEW 16 :51.65	3) DONOFRIO, MATTHE16 :52.86	1) DAGGETT, MATT 16 :52.46	3) DAGGETT, JAMIE 15 :52.54
:54.25	:58.93	:57.29	:57.58
2) ORENDORF, WILLIA18 :51.52	4) MOLARI, RICARDO 17 :48.93	2) BLAIR, NATHANIEL17 :54.28	4) BARRY, TIM 17 :49.79
:56.07	:55.26	:58.06	:54.57
17) CHAMPAIGN, IL MEN	7:09.57	29) WINSTON-SALEM, NC MEN	7:16.74
1) SCHMIDT, NICK 18 :52.54	3) REYNOLDS, ADAM 16 :51.38	1) PUBANTZ, DAVID 16 :52.71	3) DRUPKE, AUGIE 16 :53.38
:56.13	:55.33	:56.10	:57.11
2) SEARBY, RYAN 14 :51.86	4) SENSENBRENNER, W17 :50.20	2) JOHNSON, ADAM 17 :51.53	4) HRINY, MIKE 16 :51.67
:57.08	:55.05	:57.17	:57.07
18) S.E. GRAND RAPIDS, MI	7:10.01	30) BURLINGTON, NJ MEN	7:17.42
1) WEIR, SCOTT 14 :53.74	3) SOET, SAM 16 :50.66	1) PHILLIPS, KURT 18 :51.81	3) GUYON, ED 17 :51.62
:56.57	:55.98	:55.73	:58.44
2) SNAPPER, JEFF 17 :51.20	4) SCHINNEVER, DAN 18 :50.09	2) GIRMAN, ANDREW 17 :51.88	4) QUINN, SEUMAS 15 :52.72
:56.61	:55.16	:56.64	:58.58
19) RED BANK, NJ MEN	7:11.33	31) SOMERSET VLY, NJ MEN	7:17.57
1) CORRIGAN, JOHN 18 :52.21	3) MacDONALD, CONOR16 :52.51	1) FRITCHIE, BILL 17 :51.52	3) CHIOU, CHRIS 17 :52.26
:56.26	:55.94	:52.95	:57.96
2) FRICKER, KARL 16 :52.26	4) CHIARAVALLOTTI, V16 :50.74	2) BATEMAN, SCOTT 15 :53.38	4) BATEMAN, ROBERT 18 :53.42
:56.01	:55.40	:58.80	:57.28
20) GAITHERSBURG MEN	7:11.44	32) READING, PA MEN	7:17.92
1) HARMOR, TRAVIS 16 :52.43	3) MERRILL, DANIEL 16 :51.48	1) BUCKLEY, MATTHEW17 :52.05	3) HOUCK, JUSTIN 15 :52.97
:53.72	:57.09	:56.26	:56.86
2) VERMILLION, BRIA18 :51.66	4) NAIBSZKIEWICZ, K15 :50.94	2) MAURER, CHRIS 15 :51.17	4) HENLY, MARK 15 :52.25
:56.94	:57.18	:58.08	:58.28
21) NAPERVILLE, IL MEN	7:12.13	33) RIDGEWOOD, NJ MEN	7:18.77
1) SMYSER, TIM 18 :52.22	3) SLOUF, ERICH 17 :52.15	1) HELUK, JOE 16 :52.74	3) ALPERT, EVAN 16 :53.00
:56.85	:55.36	:55.90	:58.22
2) GURDELHOFER, CHA16 :52.73	4) JACKSON, GREG 18 :49.59	2) DUGAN, JAMES 16 :51.94	4) ROBINSON, MIKE 16 :52.15
:56.30	:56.93	:55.63	:59.19
22) APPLETON, WI MEN	7:13.04	34) HAMILTON, NJ MEN	7:19.43
1) BONNELL, JOHN 17 :51.35	3) SHILT, AARON 16 :52.36	1) SWANEY, DWIGHT 15 :51.95	3) BROTMAN, MARC 18 :53.10
:58.91	:55.77	:56.14	:58.02
2) FORREST, CHRIS 17 :50.92	4) MILAK, KEVIN 17 :52.17	2) BOTHEM, DAVID 16 :52.44	4) WELSH, BRYAN 14 :54.09
:55.53	:56.03	:54.97	:58.72

( CONTINUED ON NEXT PAGE )

EVENT: 28 MEN'S 800 YARDS FREESTYLE RELAY (CONTINUED)

35) GAMBLE-NIPPERT MEN 1) LYNCH, ADAM 17 :53.04 2) COMER, KEVIN 18 :55.93 :53.40 :59.06	7:22.06 3) RANSENBERG, SCOT15 :53.41 :58.74 4) HEYOB, RYAN 17 :52.51 :55.97	46) GTR. JOHNSTOWN, PA MEN 1) GRADOS, MICHAEL 18 :53.36 :58.77 2) PUHALA, ZAK 15 :59.35 1:03.68	7:32.40 3) GILES, CHRIS 17 :52.56 :58.51 4) REBUCK, NATHAN 17 :51.09 :55.08
36) FRANKFORT, KY MEN 1) DUNN, JARED 16 :54.36 :53.69 2) PERKINS, DEREK 17 :53.78 :58.24	7:22.09 3) KRING, ADAM 16 :53.50 1:00.30 4) POSTER, ROBBIE 15 :52.74 :55.48	47) OCRAN COUNTY, NJ MEN 1) BETTS, MIKE 18 :52.97 :54.42 2) ALSOBROOKS, JIM 15 :56.06 :57.76	7:34.04 3) HENKEL, DAVE 17 :56.88 1:00.61 4) GUNDRY, CRAIG 16 :55.41 :59.93
37) BIRMINGHAM, MI MEN 1) STUDDT, MICHAEL 14 :53.36 :56.19 2) GROTH, CHRISTIAN14 :54.70 :57.89	7:22.36 3) PAWLICK, JOE 17 :52.63 :58.83 4) SARGENT, WILLIAM16 :52.69 :56.07	48) HENSEL ECKMAN MEN 1) GRAVLEY, GRAHAM 17 :54.13 :58.29 2) THROCKMORTON, RU15 :53.35 :57.45	7:34.20 3) LAMBERT, CHRIS 15 :55.84 :59.87 4) NEWCOMB, ROBERT 15 :54.77 1:00.50
38) SOUTHSIDE, VA MEN 1) WALTERS, DANIEL 15 :53.63 :58.04 2) MOSHER, COREY 17 :53.45 :58.10	7:22.62 3) GLASS, DALE 15 :52.52 :58.23 4) SAVEDGE, ROSS 16 :52.28 :56.37	49) Mt. VERNON, OH MEN 1) PACK, SETH 16 :53.49 :57.33 2) RAFFERTY, ROBERT16 :55.98 :58.37	7:36.32 3) GOTTKER, JEFFREY 16 :57.73 :56.20 4) MALEY, MATTHEW 12 :58.96 :58.26
39) PIEDMONT, VA MEN 1) MULDER, DERRICK 13 :51.33 :57.86 2) MURRAY, PATRICK 17 :54.79 1:00.53	7:23.15 3) DANB, JEROME 15 :53.20 :57.36 4) STEWARD, OSWALD 18 :51.74 :56.34	50) FAIRFIELD, OH MEN 1) WARE, KYLE 18 :53.36 :57.61 2) LAZZAR, NOAH 18 :54.62 :59.66	7:37.37 3) SANBORN, SETH 16 :54.10 1:01.37 4) STETLER, NATE 18 :55.37 1:01.28
40) PHOENIXVILLE, PA MEN 1) GAITANOPOULOS, JU17 :54.87 :57.47 2) GAITANOPOULOS, J18 :52.05 :56.42	7:23.74 3) BERNSTEIN, DAVE 18 :54.99 :58.38 4) FLETCHER, JAKE 15 :52.66 :56.90	51) LAUREL HIGHLANDS MEN 1) POREMBKA, MATT 18 :54.34 :58.16 2) ULISHNEY, ADAM 18 :54.75 1:02.29	7:40.85 3) HARVEY, TODD 17 :55.14 1:03.67 4) ULISHNEY, AARON 18 :53.15 :59.35
41) MONTCLAIR, NJ MEN 1) KRATSON, MARK 20 :52.90 :55.29 2) FEINTHEL, CHRIS 16 :54.94 :59.75	7:23.89 3) WYANNE, DAVID 17 :53.41 :58.67 4) HODGSON, RUSTY 17 :51.06 :57.87	52) SOUTHLINGTON, CT MEN 1) CRISPINO, MATTHEW17 :52.46 :56.62 2) HERLIHY, STEVEN 17 :57.14 1:00.97	7:43.21 3) McLAUGHLIN, JAME15 :56.99 1:00.50 4) DRULLARD, IAN 15 :57.61 1:00.92
42) PARKERSBURG, WV MEN 1) RAMSEY, SEAN 16 :51.84 :54.72 2) NORTHRUP, TOM 17 :52.48 :58.57	7:26.25 3) DUDZINSKI, RYAN 15 :55.45 1:02.30 4) BUGYIS, ERIC 16 :53.15 :57.74	53) BATH AREA, ME MEN 1) DAIGNEAULT, ADAM17 :55.29 :56.46 2) HALLOWELL, MATT 14 :56.38 :58.59	7:43.56 3) CLARK, MATT 15 :55.89 1:01.72 4) VARNEY, ERIC 17 :55.56 1:03.67
43) SPRINGFIELD, OH MEN 1) DEBOO, ERACH 18 :52.52 1:00.04 2) GABBARD, SCOTT 16 :53.37 :59.53	7:26.89 3) HILL, JASON 17 :53.99 :57.89 4) SWONGER, ANDY 13 :52.85 :56.70	54) OLD TOWN, MEN 1) BOYNTON, BRYCE 16 1:01.48 1:08.01 2) BOYNTON, ADAM 17 :56.26 :59.82	8:25.59 3) MATTHEWS, ERIC 18 :58.11 1:02.37 4) MAY, DAVID 17 1:04.25 1:15.29
44) FREEHOLD, NJ MEN 1) HYMAN, JASON 14 :54.71 :58.24 2) TOREN, JARED 15 :53.22 1:00.12	7:27.46 3) KERN, DAVID 17 :52.11 1:01.48 4) MILLER, WILL 16 :50.60 :56.98	GTR. TOPEKA, KS MEN 1) BAIMA, MICHAEL 17 :50.73 :55.29 2) KLEIER, CAMERON 17 :52.36 :56.76	DISQUAL 3) CHALFANT, DUSTIN15 :55.13 1:01.01 4) BOSSERT, PAUL 16 :56.21 DISQUAL
45) COUNTRYSIDE, OH MEN 1) HEWITT, MIKE 16 :55.29 :56.24 2) BURNS, BRETT 15 :52.02 :55.33	7:30.14 3) NETTLING, TONY 17 :55.87 1:00.92 4) SEVERSON, ERIC 16 :53.47 1:01.00	NEW CANAAN, CT MEN 1) SORIA, ERIK 15 :52.24 :54.43 2) LIBERTINY, ATTIL18 :52.16 :54.34	DISQUAL 3) McBRIDE, JEFF 16 :53.17 :56.84 4) LAPRINO, MATTHEW16 :52.77 DISQUAL

1997 Y.M.C.A. NATIONAL SHORT COURSE  
 SWIMMING and DIVING CHAMPIONSHIPS

Swum at: INTERNATIONAL SWIMMING HALL of FAME AQUATIC CENTER, FORT LAUDE  
 APRIL 10, 1997

EVENT : 29 MEN'S 3 METER DIVING

NATIONAL RECORD 548.85 JUD CAMPBELL MOULTRIE, GA 1995

RANK	NAME	YEAR	TEAM	PRELIM	SEMI	
					FINALS	FINALS
1	MOSS, CLAYTON	16	MOULTRIE, GA	.00	.00	494.50
2	CAMPBELL, JUD	17	MOULTRIE, GA	.00	.00	493.70
3	SEIDER, NICHOLAS	17	SCHROEDER BR. WI	.00	.00	433.05
4	OXMAN, MICHAEL	13	SCHROEDER BR. WI	.00	.00	398.80
5	KLGMANN, COLLIN	14	SCHROEDER BR. WI	.00	.00	375.75
6	LILLY, KEVIN	18	SCHROEDER BR. WI	.00	.00	373.25
7	HERSHKOWITZ, JESSE	16	SOMERSET VLY, NJ	.00	.00	331.75
8	KLGMANN, JAMISON	17	SCHROEDER BR. WI	.00	.00	302.45
9	CAPADONA, STEVE	18	SCHROEDER BR. WI	.00	.00	294.15
10	DeNOBLE, PETER	14	SOMERSET VLY, NJ	.00	.00	293.70
11	WELLS, MICHAEL	16	ROCKY RUN, PA	.00	.00	290.45
12	KIANI, JACOB	15	SOMERSET VLY, NJ	.00	.00	268.95
13	KASNEY, ANDREW	15	SOMERSET VLY, NJ	.00	.00	255.40



WW	WW	00000	MMM	MMM	EEEEEE	NNN	NN			
WW	WW	000000	MM	MM	MM	MM	EEEEEE	NNNN	NN	
WW	WW	00	00	MM	MMM	MM	EE	NN	NN	NN
WW	WW	00	00	MM	MM	MM	EEEEEE	NN	NN	NN
WW	WWW	WW	00	00	MM	MM	EE	NN	NN	NN
WW	WW	WW	WW	000000	MM	MM	EEEEEE	NN	NNNN	
WWW	WWW	00000	MM	MM	EEEEEE	NN	NNN			

SCORING SCORES AFTER THURSDAY, 4/10/97

1)	WILTON, CT	235.0	27)	RED BANK, NJ	29.0
2)	BLOOMSBURG, PA	217.0	28)	ANN ARBOR, MI	22.0
3)	SCHROEDER BR. WI	212.0	29)	KNOX COUNTY Y, IL	21.0
4)	ORLANDO, FL	172.0	30)	KETTERING, OH	20.0
5)	M.E. LYONS, OH	159.0	31)	GTR. JOHNSTOWN, PA	19.0
6)	RALEIGH, NC	127.0	32)	HARFORD CO, MD	18.0
7)	HUNTINGTON, WV	97.0	32)	RIDGEWOOD, NJ	18.0
8)	N.W. DUPAGE, IL	96.0	34)	PARKERSBURG, WV	14.0
9)	CHESHIRE, CT	91.0	34)	SUMMIT AREA, NJ	14.0
10)	BIRMINGHAM, MI	89.0	36)	FRANKFORT, KY	13.0
11)	WESTPORT, CT	85.0	36)	S. Ft. WAYNE, IN	13.0
12)	SPARTANBURG, SC	78.0	38)	WILMINGTON, NC	12.0
13)	SOMERSET VLY, NJ	69.0	39)	GLENS FALLS, NY	11.0
14)	SARASOTA, FL	68.0	40)	HAMILTON, NJ	7.0
15)	UPR MAIN LINE, PA	66.0	40)	ANNE ARUNDEL, MD	7.0
16)	WINSTON-SALEM, NC	64.0	40)	RAHWAY, NJ	7.0
16)	MOULTRIE, GA	64.0	40)	GTR. TOPEKA, KS	7.0
18)	CHAMPAIGN, IL	59.0	44)	FLUSHING YMCA, NY	6.5
19)	N. OAKLAND CO, MI	48.0	45)	OAK PARK, IL	6.0
20)	HAMDEN/N. HAVEN	47.0	46)	FORT WAYNE, IN	5.5
21)	APPLETON, WI	46.0	47)	MACOMB, MI	5.0
22)	MISSOURI VLY, ND	33.0	48)	GAMBLE-NIPPERT, O	4.0
23)	NAPERVILLE, IL	32.5	49)	ROANOKE, VA	3.0
24)	PIEDMONT, VA	32.0	49)	ST. CLOUD, MN	3.0
24)	MONTCLAIR, NJ	32.0	51)	CENT. VIRGINIA	1.0
26)	RACINE, WI	29.5			

MMM	MMM	EEEEEE	NNN	NN		
MM	MM	MM	MM	EEEEEE	NNNN	NN
MM	MMM	MM	EE	NN	NN	NN
MM	MM	EEEEEE	NN	NN	NN	
MM	MM	EE	NN	NN	NN	
MM	MM	EEEEEE	NN	NNNN		
MM	MM	EEEEEE	NN	NNN		

SCORING SCORES AFTER THURSDAY, 4/10/97

1)	UPR MAIN LINE, PA	237.5	31)	POWEL CROSLY, OH	20.0
2)	SCHROEDER BR. WI	233.0	31)	CENT. VIRGINIA	20.0
3)	M.E. LYONS, OH	220.0	33)	APPLETON, WI	19.0
4)	N.W. DUPAGE, IL	183.0	34)	ROCKY RUN, PA	17.0
5)	N. OAKLAND CO, MI	179.0	35)	GTR. TOPEKA, KS	14.0
6)	LAKELAND HILL, NJ	153.5	35)	BIRMINGHAM, MI	14.0
7)	ANN ARBOR, MI	153.0	37)	ELKHART, IN	12.0
8)	WILTON, CT	109.0	37)	COUNTRYSIDE, OH	12.0
9)	ORLANDO, FL	107.0	37)	GENEVA LAKES, WI	12.0
10)	RALEIGH, NC	88.0	37)	CARLISLE, PA	12.0
11)	SARASOTA, FL	85.0	41)	SCRANTON, PA	11.0
12)	NAPERVILLE, IL	75.0	41)	NEW CANAAN, CT	11.0
13)	MOULTRIE, GA	74.0	43)	FAIRFIELD, OH	10.0
14)	CHAMPAIGN, IL	58.0	44)	WINSTON-SALEM, NC	9.0
15)	WESTPORT, CT	53.0	44)	DEARBORN, MI	9.0
15)	LIMA, OH	53.0	44)	HARRISBURG, W. SHO	9.0
17)	SOMERSET VLY, NJ	48.0	44)	BEVERLY, MA	9.0
18)	FLUSHING YMCA, NY	46.0	48)	GAITHERSBURG, MD	6.0
18)	SAN PEDRO, CA	46.0	48)	BETHLEHEM, PA	6.0
20)	RAPPAHANNOCK, VA	41.0	50)	PHOENIXVILLE, PA	5.0
21)	OAK PARK, IL	40.0	51)	FRANKFORT, KY	4.0
22)	HUNTINGTON, WV	36.0	51)	CHESHIRE, CT	4.0
23)	St. LUCIE CO. FL	31.0	51)	OCEAN COUNTY, NJ	4.0
24)	RED BANK, NJ	29.0	54)	WILMINGTON, NC	2.0
24)	SPARTANBURG, SC	29.0	54)	CENT. KENTUCKY	2.0
26)	S.E. GRAND RAPIDS	26.0	54)	OIL CITY, PA	2.0
26)	GTR. JOHNSTOWN, PA	26.0	57)	METUCHEN, NJ	1.0
28)	SOMERSET HLS, NJ	24.0	57)	RAHWAY, NJ	1.0
29)	MONTCLAIR, NJ	21.0	57)	POTTSTOWN, PA	1.0
29)	CENT. CHESTER CO.	21.0			

```

CCCCC  00000  MMM  MMM  BBBBBB  IIIIII  NNN  NN  EEEEE  DDDDD
CCCCCCC 0000000  MM  MM  MM  BBBBBBB  IIIIII  NNNN  NN  EEEEE  DDDDDDD
CC      00      00  MM  MMM  MM  BB  BB  II  NN  NN  NN  EE  DD  DD
CC      00      00  MM  MM  BBBBBB  II  NN  NN  NN  EEEEE  DD  DD
CC      00      00  MM  MM  BB  BB  II  NN  NN  NN  EE  DD  DD
CCCCCCC 0000000  MM  MM  BBBBBBB  IIIIII  NN  NNN  EEEEE  DDDDDDD
CCCCC  00000  MM  MM  BBBBBB  IIIIII  NN  NN  EEEEE  DDDDD

```

SCORING SCORES AFTER THURSDAY, 4/10/97

1)	SCHROEDER BR. WI	445.0	17)	SPARTANBURG, SC	107.0
2)	M.E. LYONS, OH	379.0	18)	BIRMINGHAM, MI	103.0
3)	WILTON, CT	344.0	19)	CHESHIRE, CT	95.0
4)	UPR MAIN LINE, PA	303.5	20)	WINSTON-SALEM, NC	73.0
5)	ORLANDO, FL	279.0	21)	APPLETON, WI	65.0
5)	N.W. DUPAGE, IL	279.0	22)	RED BANK, NJ	58.0
7)	N. OAKLAND CO, MI	227.0	23)	MONTCLAIR, NJ	53.0
8)	RALEIGH, NC	215.0	24)	FLUSHING YMCA, NY	52.5
9)	ANN ARBOR, MI	175.0	25)	OAK PARK, IL	46.0
10)	SARASOTA, FL	153.0	26)	GTR. JOHNSTOWN, PA	45.0
11)	WESTPORT, CT	138.0	27)	CENT. VIRGINIA	21.0
11)	MOULTRIE, GA	138.0	27)	GTR. TOPEKA, KS	21.0
13)	HUNTINGTON, WV	133.0	29)	FRANKFORT, KY	17.0
14)	CHAMPAIGN, IL	117.0	30)	WILMINGTON, NC	14.0
14)	SOMERSET VLY, NJ	117.0	31)	RAHWAY, NJ	8.0
16)	NAPERVILLE, IL	107.5			

1997 YMCA NATIONAL SHORT COURSE  
 SWIMMING AND DIVING TIME TRIALS  
 INTERNATIONAL SWIMMING HALL OF FAME AQUATIC CENTER, FORT LAUDERDALE

EVENT : 62 MEN'S 400 YARDS INDIVIDUAL MEDLEY				*****				APRIL 10, 1997				*****			
NATIONAL RECORD :00.00															
FINAL RESULTS				TIMED FINALS											
RANK	NAME	YEAR	TEAM	TIME	RANK	NAME	YEAR	TEAM	TIME	RANK	NAME	YEAR	TEAM	TIME	
1)	McLROD, GEOFF	14	ROANOKE, VA	4:15.01	13)	BLAIR, NATHANIEL	17	OAK PARK, IL	4:29.53						
	:25.52 :25.52 :55.51 1:28.45					:28.21 1:00.92 1:37.67 2:13.61									
	2:00.67 2:37.38 3:14.23 3:44.88					2:49.97 3:27.14 3:59.34 4:29.53									
2)	MURIN, JOB	16	GLENS FALLS, NY	4:17.91	14)	LASEKE, IAN	15	GAMBLE-NIPPERT, O	4:30.27						
	:27.83 :58.69 1:30.40 2:01.64					:29.14 1:01.60 1:37.44 2:12.58									
	2:39.30 3:18.34 3:48.85 4:17.91					2:52.44 3:31.23 4:01.69 4:30.27									
3)	KLEIER, CAMERON	17	GIR.TOPPKA, KS	4:19.02	15)	BUTTINO, TOM	16	CORTLAND, NY	4:30.40						
	:25.94 :55.57 1:29.13 2:03.70					:28.08 1:01.22 1:35.50 2:09.17									
	2:41.19 3:19.67 3:49.83 4:19.02					2:48.43 3:28.66 4:00.13 4:30.40									
4)	BURAN, MATT	16	M.E. LYONS, OH	4:23.62	16)	ROSS, DANE	14	BOISE, ID	4:30.62						
	:27.70 :59.46 1:34.38 2:08.43					:27.87 1:00.37 1:33.47 2:06.81									
	2:46.03 3:23.83 3:54.62 4:23.62					2:46.85 3:28.33 4:01.45 4:30.62									
5)	HUGHES, JOHN	18	WAYNESBORO, PA	4:23.94	17)	PERRY, ANDREW	14	RALEIGH, NC	4:32.08						
	:26.85 :26.85 :58.46 1:31.35					:28.79 1:03.01 1:38.99 2:14.72									
	2:04.25 2:43.60 3:14.60 3:23.51					2:53.09 3:31.99 4:02.48 4:32.08									
6)	GARRITY, RYAN	16	CHESHIRE, CT	4:24.19	18)	DeSANDRE, ROBERT	14	HAMILTON, NJ	4:34.18						
	:27.81 :59.92 1:34.42 2:07.58					:28.87 1:01.28 1:36.37 2:11.24									
	2:46.50 3:26.24 3:55.36 4:24.19					2:50.00 3:28.96 4:02.27 4:34.18									
7)	ENGRAHM, AARON	15	RALEIGH, NC	4:24.37	19)	WELSH, BRYAN	14	HAMILTON, NJ	4:37.26						
	:27.35 :59.34 1:34.03 2:07.30					:30.06 1:03.64 1:41.73 2:18.68									
	2:45.66 3:25.06 3:55.30 4:24.37					2:55.88 3:34.38 4:07.58 4:37.26									
8)	PYLE, DANNY	17	RAPPAHANNOCK, VA	4:26.22	20)	NORTHRUP, TOM	17	PARKERSBURG, WV	4:37.83						
	:27.96 :59.87 1:35.04 2:10.69					:28.23 1:01.08 1:36.79 2:12.46									
	2:46.90 3:23.38 3:55.97 4:26.22					2:53.61 3:35.20 4:07.43 4:37.83									
9)	MEYERS, JAMES	14	SOMERSET, NJ	4:26.39	21)	TUCKER, BOBBY	15	WHEELING, WV	4:40.37						
	:28.06 1:00.37 1:37.01 2:11.45					:28.33 1:01.35 1:41.48 2:20.37									
	2:49.61 3:26.63 3:57.99 4:26.39					2:57.83 3:37.26 4:09.91 4:40.37									
10)	ABERCROMBIE, J.D.	14	BOISE, ID	4:26.51	22)	WILLIAMS, GRANT	15	WILTON, CT	4:41.09						
	:27.36 :58.57 1:32.22 1:32.22					:26.57 :58.07 1:35.45 2:12.24									
	2:05.59 2:45.20 3:24.59 3:56.33					2:53.36 3:35.28 4:09.69 4:41.09									
11)	ACKLEY, ANDREW	14	RALEIGH, NC	4:28.96	23)	AHN, BRIAN	16	CRESCENTIA-CANADA	4:41.11						
	:28.53 1:02.40 1:37.67 2:12.30					:28.22 1:01.66 1:37.28 2:13.74									
	2:51.24 3:30.05 4:00.03 4:28.96					2:53.94 3:34.00 4:08.44 4:41.11									
12)	TOREN, JARED	15	FREEHOLD, NJ	4:29.34											
	:28.14 1:01.29 1:35.26 2:08.65														
	2:47.21 3:26.48 3:58.51 4:29.34														

EVENT : 61 WOMEN'S 400 YARDS INDIVIDUAL MEDLEY				*****				APRIL 10, 1997				*****			
NATIONAL RECORD :00.00															
FINAL RESULTS				TIMED FINALS											
RANK	NAME	YEAR	TEAM	TIME	RANK	NAME	YEAR	TEAM	TIME	RANK	NAME	YEAR	TEAM	TIME	
1)	FULLER, DANA	16	RALEIGH, NC	4:37.61 ✓	7)	PILOTO, MELISSA	15	SARASOTA, FL	4:46.28						
	:30.62 1:04.32 1:41.40 2:16.93					:29.90 1:05.22 1:41.89 2:17.60									
	2:56.85 3:36.21 4:08.04 4:37.61					2:59.41 3:41.21 4:14.04 4:46.28									
2)	DUERK, LAUREN	12	DEFIANCE, OH	4:37.72	8)	McVEY, LAURA	13	PHOENIXVILLE, PA	4:47.75						
	:30.73 1:05.87 1:41.91 2:18.33					:30.47 1:05.88 1:43.03 2:19.36									
	2:56.08 3:34.31 3:34.31 4:06.43					3:00.58 3:42.73 4:15.29 4:47.75									
3)	STONE, DANLEY	16	RALEIGH, NC	4:40.72	9)	LANGSLET, KARIANNA	15	RIDGEWOOD, NJ	4:47.93						
	:30.73 1:05.60 1:42.04 2:18.56					1:04.27 1:40.44 2:15.85 2:15.85									
	2:58.43 3:39.23 4:10.33 4:40.72					2:58.14 3:40.84 4:15.06 4:47.93									
4)	GILBERT, KATHLEEN	17	OAK PARK, IL	4:41.77	10)	HEREFORD, SARAH	13	HUNTINGTON, WV	4:48.21						
	:30.46 1:05.73 1:42.03 2:17.27					:31.14 1:05.88 1:42.82 2:18.59									
	2:58.63 3:39.77 4:11.47 4:41.77					3:01.12 3:44.18 4:16.81 4:48.21									
5)	COTTER, TRACY	16	OSWEGO, NY	4:44.06	11)	MILLS, JESSICA	13	SPARTANBURG, SC	4:49.50						
	:30.37 1:05.09 1:41.24 2:16.16					:30.50 1:05.41 1:41.45 2:16.40									
	2:57.32 3:38.19 4:11.57 4:44.06					2:59.23 3:42.24 4:16.67 4:49.50									
6)	GRIEG, BREANNE	16	SARASOTA, FL	4:46.18	12)	CHUTE, MEGAN	15	M.E. LYONS, OH	4:49.53						
	:29.20 1:03.81 1:03.81 1:42.36					:30.92 1:06.04 1:43.54 2:19.38									
	2:20.61 3:01.59 3:42.42 4:15.18					3:01.82 3:45.08 4:18.57 4:49.53									

( CONTINUED ON NEXT PAGE )

EVENT: 61 WOMEN'S 400 YARDS INDIVIDUAL MEDLEY

(CONTINUED)

12) KOEPEK, MIRANDA	15	M.E. LYONS, OH	4:49.53	16) CAMPBELL, COLLEEN	18	HAMDEN/N.HAVEN	4:55.50
:31.01 1:06.38		1:43.57 2:20.11		:32.12 1:09.13		1:46.56 2:22.78	
3:01.55 3:43.72		4:17.06 4:49.53		3:05.01 3:47.65		4:22.23 4:55.50	
14) DUMBLETON, DANIKA	14	UPR MAIN LINE, PA	4:52.24	17) GLOVER, BETHANY	14	WAYNESBORO, VA	4:57.83
:30.68 1:07.77		1:45.49 2:22.47		:32.37 1:08.95		1:46.92 2:24.12	
3:04.40 3:46.27		4:20.21 4:52.24		3:07.32 3:50.18		4:24.31 4:57.83	
15) RYAN, EMILY	33	UPR MAIN LINE, PA	4:53.03	18) THOMOVSKY, STEPHANIE	18	S.SARATOGA CO, NY	5:04.82
:31.27 1:05.70		1:43.88 2:21.35		1:10.04 1:48.72		2:27.59 3:09.90	
3:04.56 3:47.27		4:20.33 4:53.03		3:54.00 4:28.90		5:04.82 :00.00	

EVENT : 63 WOMEN'S 100 YARDS FREESTYLE

\*\*\*\*\* APRIL 10, 1997 \*\*\*\*\*

NATIONAL RECORD :00.00

FINAL RESULTS TIMED FINALS

RANK	NAME	YEAR	TEAM	TIME	RANK	NAME	YEAR	TEAM	TIME
1)	HENDRICK, HRIDI	15	SAGINAW, MI	:54.73	28)	KAIL, MELANIE	17	BLUE ASH, OH	:56.59
	:26.06	:54.73				:27.00	:56.59		
2)	FIORR, FIM	14	CHESHIRE, CT	:54.75	29)	BALDWIN, REBECCA	16	VINELAND, NJ	:56.61
	:25.86	:54.75				:27.38	:56.61		
3)	CARROLL, EMILY	13	WAYNESBORO, PA	:54.87	30)	TUTSCHK, ELIZABETH	14	LAKELAND HILL, NJ	:56.70
	:26.43	:54.87				:27.17	:56.70		
4)	SEVERSON, KATIE	14	COUNTRYSIDE, OH	:54.96	31)	KORSEDAL, LIZ	14	FLINT, MI	:56.71
	:26.33	:54.96				:27.73	:56.71		
5)	BLACKWELL, TRISHA	13	RAPPAHANNOCK, VA	:54.97	32)	MOSHER, CHRIS	15	SOUTHSIDE, VA	:56.79
	:26.68	:54.97				:27.34	:56.79		
6)	GRAHAM, LAURA	16	OAK PARK, IL	:55.10	33)	KENNEDY, JILLIAN	14	RIDGEWOOD, NJ	:56.90
	:26.37	:55.10				:27.44	:56.90		
7)	CROUCH, SARAH	16	WHEELING, WV	:55.29	34)	KNOPP, MELISSA	17	WAYNESBORO, VA	:56.96
	:26.76	:55.29				:27.19	:56.96		
8)	HAUPT, SARAH	13	CARLISLE, PA	:55.44	35)	CLARK, MEGAN	12	WINSTON-SALEM, NC	:56.98
	:27.08	:55.44				:27.19	:56.98		
9)	CROMBIE, KATIE	16	CENT.CHESTER CO.	:55.50	36)	CHAN, IRENE	15	SOMERSET, NJ	:57.04
	:26.81	:55.50				:28.26	:57.04		
10)	SUDBURY, JESSICA	15	WILTON, CT	:55.52	37)	SMITH, ALICIA	14	SOUTHSIDE, VA	:57.07
	:26.88	:55.52				:27.51	:57.07		
11)	CLARK, ABBY	17	CENT.VIRGINIA	:55.57	38)	TILLE, JENNIFER	14	BIRMINGHAM, MI	:57.18
	:26.79	:55.57				:27.21	:57.18		
12)	ROLLINS, KATE	15	BURLINGTON, VT	:55.60	39)	HEMSTREET, BETHANY	16	GREEN BAY, WI	:57.25
	:26.25	:55.60				:27.65	:57.25		
12)	KARPOWICZ, SARAH	13	PHOENIXVILLE, PA	:55.60	40)	SNYDER, AUTUM	15	WAYNESBORO, VA	:57.36
	:26.87	:55.60				:27.93	:57.36		
14)	LUMKES, MELISSA	16	OAK PARK, IL	:55.61	41)	KNECHT, NICOLE	15	FLINT, MI	:57.39
	:27.01	:55.61				:27.44	:57.39		
15)	SUDOL, ALLYSON	16	SOMERSET VLY, NJ	:55.66	42)	BASSI, NOELLE	13	RIDGEWOOD, NJ	:57.41
	:26.52	:55.66				:27.78	:57.41		
16)	YONYCH, MEGAN	14	HARFORD CO, MD	:55.85	42)	BUMGARDNER, RACHEL	13	RALRIGH, NC	:57.41
	:27.38	:55.85				:27.68	:57.41		
17)	MILLER, SHANNON	14	N.W.DUPAGE, IL	:55.88	44)	SNYDER, KIM	15	CHAMBERSBURG, PA	:57.42
	:26.97	:55.88				:27.35	:57.42		
18)	BOWER, KATHY	16	WAYNESBORO, PA	:56.03	45)	WALSH, KELLY	15	MONTCLAIR, NJ	:57.43
	:26.96	:56.03				:27.68	:57.43		
19)	BIANCO, LIANE	12	HARRISBURG, W.SHO	:56.08	46)	COWEN, ABBY	16	FLINT, MI	:57.45
	:26.74	:56.08				:27.45	:57.45		
20)	VRANESIC, MARSENA	13	LEBANON, PA	:56.10	47)	ARMSTRONG, MEGAN	15	CORTLAND, NY	:57.48
	:26.50	:56.10				:27.51	:57.48		
21)	MCKENZIE, KATIE	16	LAKELAND HILL, NJ	:56.15	48)	HELMIG, REBECCA	13	SOMERSET, NJ	:57.51
	:26.56	:56.15				:27.37	:57.51		
22)	SKODA, ALEXIS	13	SOMERSET, NJ	:56.16	49)	LAWRENCE, KIM	14	BEAVER CREEK, OH	:57.55
	:26.87	:56.16				:27.70	:57.55		
23)	SULLIVAN, KRISTINE	16	DEARBORN, MI	:56.29	50)	KOGLER, DANIELLE	16	PARKERSBURG, WV	:57.68
	:27.02	:56.29				:27.27	:57.68		
24)	NELSON, BLAIR	16	WINSTON-SALEM, NC	:56.34	51)	HUGHES, MEGAN	15	GTR. BERGEN, NJ	:57.69
	:27.33	:56.34				:27.40	:57.69		
24)	FLEAGLE, JENNIFER	14	UPR MAIN LINE, PA	:56.34	52)	DUKE, MARY	15	HARRISBURG, W.SHO	:57.78
	:27.52	:56.34				:27.30	:57.78		
26)	TURNAGE, JAMIE	17	SOMERSET VLY, NJ	:56.35	53)	CRNTRELLA, KATIE	15	BOYERTOWN, PA	:57.86
	:26.77	:56.35				:27.45	:57.86		
27)	BARTOSZEK, JANE	15	PARKERSBURG, WV	:56.41	54)	CARROLL, ERICA	17	FLUSHING YMCA, NY	:57.89
	:26.98	:56.41				:27.09	:57.89		

( CONTINUED ON NEXT PAGE )

EVENT: 63 WOMEN'S 100 YARDS FREESTYLE

(CONTINUED)

54) KRUPER, SAMANTHA	15	CAMP CURTIN, PA	:57.89	74) OLIVER, EMILY	17	OLD TOWN, ME	:59.90
:27.71 :57.89				:28.53 :59.90			
56) NELSON, BRITT	13	CORTLAND, NY	:58.00	75) KNOPP, LAURA	13	WAYNESBORO, VA	:59.91
:27.81 :58.00				:29.14 :59.91			
57) MCMAHON, CARLY	15	CORTLAND, NY	:58.15	76) GRIESBACH, MARYANNE	17	GREEN BAY, WI	1:00.03
:27.69 :58.15				:28.63 1:00.03			
58) MURRAY, ALYSSA	15	GREEN BAY, WI	:58.20	77) KRISS, DAWN	16	LEBANON, PA	1:00.08
:27.98 :58.20				:28.78 1:00.08			
59) SMITH, HEATHER	13	RALRIGH, NC	:58.26	78) MADONIA, CLAIRE	18	FLUSHING YMCA, NY	1:00.19
:27.47 :58.26				:27.82 1:00.19			
60) KNOX, SUSANNAH	13	MONTCLAIR, NJ	:58.28	79) LANGAN, SARAH	14	MONTCLAIR, NJ	1:00.33
:27.73 :58.28				:28.81 1:00.33			
61) DOWNING, JENNIFER	14	MID-DELMARVA, MD	:58.51	80) GUZAUSKAS, LAUREN	14	OAK PARK, IL	1:00.34
:27.87 :58.51				:28.82 1:00.34			
62) BRAGER, LAURA	13	GREEN BAY, WI	:58.60	81) STOKES, CRYSTAL	16	WILMINGTON, NC	1:00.44
:27.70 :58.60				:27.72 1:00.44			
63) SHANK, JENNIFER	13	WAYNESBORO, PA	:58.68	82) SHARY, ELIZABETH	17	MONTCLAIR, NJ	1:00.53
:27.88 :58.68				:28.40 1:00.53			
64) KVCZMARSKI, KATIE	13	NEWARK, DE	:58.80	83) LADEWSKI, KATIE	13	ANN ARBOR, MI	1:00.66
:27.95 :58.80				:28.48 1:00.66			
65) REINHARDT, KIM	12	POCONO, PA	:58.84	84) KIM, JENNIFER	17	HAMILTON, NJ	1:00.80
:28.04 :58.84				:27.23 1:00.80			
66) GENTRY, SHELLIE	15	CENT.KENTUCKY	:59.17	85) KEPPLER, LINDSAY	15	GTR.JOHNSTOWN, PA	1:00.82
:27.65 :59.17				:29.23 1:00.82			
67) FITZPATRICK, KATIE	15	GREEN BAY, WI	:59.24	86) GILLESPIE, JESSICA	14	CAMP CURTIN, PA	1:01.28
:28.26 :59.24				:28.39 1:01.28			
68) KRALJIC, ELIZABETH	12	GTR.BERGEN, NJ	:59.32	87) GODSOB, JENNY	17	OLD TOWN, ME	1:01.62
:28.73 :59.32				:29.36 1:01.62			
69) FAHS, STEPHANIE	13	CENT.KENTUCKY	:59.47	88) LADISLAW, JANINE	16	BURLINGTON, NJ	1:02.67
:28.48 :59.47				:29.04 1:02.67			
69) LAMBERT, LINDSAY	13	EASTSIDE, WA	:59.47	89) MILLIGAN, SARAH	17	PANWOOD, NJ	1:04.24
:28.39 :59.47				:29.04 1:04.24			
71) ZAPPALORTI, RACHEL	15	HAMDEN/N.HAVEN	:59.55	90) SIBLEY, CATHY	17	OLD TOWN, ME	1:13.13
:28.36 :59.55				:34.33 1:13.13			
72) SHARER, GAYLE	14	GTR.JOHNSTOWN, PA	:59.67	91) FEIGHNER, KATIE	15	PANWOOD, NJ	1:17.28
:28.76 :59.67				:35.64 1:17.28			
73) CHOO, SHELLY	12	GTR.BERGEN, NJ	:59.79	92) MARKIDES, VASIA	18	OLD TOWN, ME	1:17.54
:29.07 :59.79				:36.28 1:17.54			

EVENT : 64 MEN'S 100 YARDS FREESTYLE

\*\*\*\*\*

APRIL 10, 1997

\*\*\*\*\*

NATIONAL RECORD :00.00

FINAL RESULTS TIMED FINALS

RANK	NAME	YEAR	TEAM	TIME	RANK	NAME	YEAR	TEAM	TIME
1)	BAZYLEWICZ, DANIEL	17	BEVERLY, MA	:48.21	13)	BARFUSS, RICHARD	16	SOMERSET, NJ	:50.19
	:23.00 :48.21					:24.02 :50.19			
2)	FORREST, CHRIS	17	APPLETON, WI	:48.22	14)	FORCIER, MATT	18	CHESHIRE, CT	:50.22
	:23.19 :48.22					:23.97 :50.22			
3)	RAMSEY, SEAN	16	PARKERSBURG, WV	:48.71	15)	REMAY, GREG	16	BLOOMSBURG, PA	:50.23
	:23.29 :48.71					:24.15 :50.23			
4)	SCHIBELL, RICKY	17	RED BANK, NJ	:49.56	16)	LAM, ALLEN	15	SOMERSET, NJ	:50.25
	:23.29 :49.56					:24.54 :50.25			
5)	NETHERCUTT, JACKIE	18	WILMINGTON, NC	:49.71	17)	CASSELLA, RYAN	15	CHESHIRE, CT	:50.39
	:23.89 :49.71					:24.34 :50.39			
6)	SWANEY, DWIGHT	15	HAMILTON, NJ	:49.80	18)	BUGYIS, ERIC	16	PARKERSBURG, WV	:50.42
	:24.25 :49.80					:24.37 :50.42			
7)	DEAN, JOHN	14	RALEIGH, NC	:49.90	19)	NEUBAUER, IAN	16	BLUE ASH, OH	:50.43
	:23.75 :49.90					:24.26 :50.43			
8)	SAYCE, TAD	16	NASHUA, NH	:49.97	20)	DUGAN, JAMES	16	RIDGEWOOD, NJ	:50.44
	:24.32 :49.97					:24.58 :50.44			
9)	WALTERS, DANIEL	15	SOUTHSIDE, VA	:49.98	20)	BURNS, BRETT	15	COUNTRYSIDE, OH	:50.44
	:24.19 :49.98					:24.53 :50.44			
10)	NIGHAN, JUSTIN	16	BETHLEHEM, PA	:50.04	22)	GILLASPY, TONY	17	MONTGOMERY, AL	:50.46
	:23.77 :50.04					:24.10 :50.46			
11)	DIONNE, LANCE	16	GTR.MANCHESTER	:50.07	23)	GILES, CHRIS	17	GTR.JOHNSTOWN, PA	:50.47
	:23.60 :50.07					:24.40 :50.47			
12)	DADE, SHAWN	16	FRANKFORT, KY	:50.18	24)	BROWN, DEAN	18	NASHUA, NH	:50.54
	:24.26 :50.18					:23.65 :50.54			

( CONTINUED ON NEXT PAGE )

## EVENT: 64 MEN'S 100 YARDS FREESTYLE

(CONTINUED)

25) GLASS, DALE	15	SOUTHSIDE, VA	:50.56	55) BARRY, ED	16	CORTLAND, NY	:52.08
:24.24 :50.56				:24.48 :52.08			
25) KLINE, TRAVIS	16	GLENS FALLS, NY	:50.56	55) ROBBINS, ELLIOT	16	HICKORY, NC	:52.08
:24.02 :50.56				:25.49 :52.08			
27) LOVERDI, JASON	15	RAPPAHANNOCK, VA	:50.58	57) LONG, TODD	14	BETHLEHEM, PA	:52.11
:24.55 :50.58				:25.10 :52.11			
28) ENGLE, ANDY	16	WHEELING, WV	:50.70	58) NAGATANI, GO	17	CRESCENTA-CANADA	:52.20
:24.20 :50.70				:24.49 :52.20			
29) SHESSLER, ERIK	17	ANDOVER, MA	:50.74	59) ANDERMAN, TODD	15	BEVERLY, MA	:52.26
:24.37 :50.74				:24.52 :52.26			
30) BUREN, PAUL	16	SUMMIT AREA, NJ	:50.76	60) SEMPLE, GARTH	13	MARIETTA, OH	:52.31
:24.40 :50.76				:24.69 :52.31			
31) FIGH, MATTHEW	14	MONTGOMERY, AL	:50.77	61) KLAM, JOHN	16	FRANKFORT, KY	:52.32
:24.37 :50.77				:25.10 :52.32			
32) RILEY, TIMOTHY	17	WESTPORT, CT	:50.81	62) McWAY, MICHAEL	15	CHAPL HILL, NC	:52.49
:23.80 :50.81				:24.98 :52.49			
33) PERKINS, DEREK	17	FRANKFORT, KY	:50.94	63) HAYASHI, YASUYUKI	16	COUNTRYSIDE, OH	:52.52
:24.58 :50.94				:25.55 :52.52			
34) HYMAN, JASON	14	FRERHOLD, NJ	:51.02	64) GUIMARAES, PEDRO	18	PRINCETON, NJ	:52.67
:24.12 :51.02				:25.28 :52.67			
35) DUDZINSKI, RYAN	15	PARKERSBURG, WV	:51.05	64) FLEISCHMANN, PHIL	16	RALEIGH, NC	:52.67
:24.54 :51.05				:25.09 :52.67			
35) ELLIS, JOSH	16	RALEIGH, NC	:51.05	66) MRSCHKE, DAVE	17	RALEIGH, NC	:52.75
:24.80 :51.05				:25.16 :52.75			
37) RANGENBERG, SCOTT	15	GAMBLE-NIPPERT, O	:51.06	67) SPACK, MATT	17	NASHUA, NH	:53.14
:24.25 :51.06				:25.86 :53.14			
38) SCHACK, KYLE	16	SOUTH OAKLAND, MI	:51.09	68) LAPRINO, MATTHEW	16	NEW CANAAN, CT	:53.24
:24.71 :51.09				:25.23 :53.24			
39) KRATSON, MARK	20	MONTCLAIR, NJ	:51.14	69) FARRAR, MATT	16	GAITHERSBURG, MD	:54.01
:24.39 :51.14				:24.60 :54.01			
40) CHIOU, CHRIS	17	SOMERSET VLY, NJ	:51.26	70) WHITE, CHAD	13	WAYNESBORO, PA	:54.41
:24.79 :51.26				:25.98 :54.41			
41) KINNEY, STEPHAN	15	FAIRFIELD, CT	:51.27	71) MOELLER, JEREMY	17	GREEN BAY, WI	:54.73
:24.49 :51.27				:25.71 :54.73			
42) BARTON, KEN	18	CHESHIRE, CT	:51.36	72) TSOUKATOS, PANTELIS	17	WAYNESBORO, PA	:54.75
:24.46 :51.36				:25.10 :54.75			
43) BEAUMIER, BILL	15	GREEN BAY, WI	:51.43	73) MATTHEWS, ERIC	18	OLD TOWN, ME	:54.95
:24.78 :51.43				:26.30 :54.95			
44) WALLACE, TIMOTHY	16	CATONSVILLE, MD	:51.44	74) LANDMAN, BOBBY	15	RALEIGH, NC	:54.97
:24.43 :51.44				:26.22 :54.97			
45) SHIN, WILLIAM	17	CRESCENTA-CANADA	:51.50	75) WAGNER, JEFF	16	FANWOOD, NJ	:55.04
:24.15 :51.50				:25.83 :55.04			
45) COOPER, RYAN	15	WINSTON-SALEM, NC	:51.50	76) WILSON, DAVID	16	OIL CITY, PA	:55.28
:25.32 :51.50				:26.23 :55.28			
47) SWIGON, MICHAEL	16	ROWAN COUNTY, NC	:51.61	77) RYAN, MICHAEL	14	GREEN BAY, WI	:55.30
:24.72 :51.61				:26.25 :55.30			
48) HOLMES, TIM	17	WAYNESBORO, PA	:51.70	78) ADELMAYER, BRYAN	14	GREEN BAY, WI	:55.49
:25.24 :51.70				:26.38 :55.49			
49) GREEN, MICHAEL	16	HAMILTON, NJ	:51.72	79) QUINN, SEUMAS	15	BURLINGTON, NJ	:56.43
:24.69 :51.72				:27.03 :56.43			
50) BOYER, TIM	15	WINSTON-SALEM, NC	:51.74	80) PHILLIPSON, RYAN	13	GREEN BAY, WI	:57.53
:25.06 :51.74				:27.26 :57.53			
51) SEVERSON, ERIC	16	COUNTRYSIDE, OH	:51.80	81) BOYNTON, BRYCE	16	OLD TOWN, ME	:57.71
:24.66 :51.80				:27.53 :57.71			
52) HRDER, CHRIS	15	SOMERSET VLY, NJ	:51.84	82) MAY, DAVID	17	OLD TOWN, ME	:58.65
:25.11 :51.84				:27.07 :58.65			
53) WALDON, MATT	15	CHAPL HILL, NC	:51.93	83) ZAFFARONI, MICHAEL	17	WILTON, CT	1:01.86
:24.75 :51.93				:28.61 1:01.86			
54) PAPPENDICK, STEVEN	14	LAKELAND HILL, NJ	:52.05	84) CHEVALIER, JON	14	OIL CITY, PA	1:03.07
:25.14 :52.05				:29.26 1:03.07			

( CONTINUED ON NEXT PAGE )

EVENT : 65 WOMEN'S 200 YARDS BACKSTROKE  
 NATIONAL RECORD :00.00  
 FINAL RESULTS TIMED FINALS

\*\*\*\*\* APRIL 10, 1997 \*\*\*\*\*

RANK	NAME	YEAR	TEAM	TIME
1)	HARRIS, DANIELLE	18	GLENS FALLS, NY	2:09.25
	:30.16	1:02.16	1:35.37	2:09.25
2)	WHITE, NICOLE	15	CLEARFIELD, PA	2:10.76
	:30.56	1:03.45	1:37.39	2:10.76
3)	RAWLINGS, CRYSTAL	13	EASTSIDE, WA	2:11.77
	:30.43	1:03.31	1:37.62	2:11.77
4)	HOLLAND, KATE	16	MINOT, ND	2:12.57
	:30.80	1:04.08	1:38.33	2:12.57
5)	BIERI, JOANNA	18	MAGIC VALLEY, ID	2:13.46
	:31.63	1:05.86	1:39.64	2:13.46
6)	MARSH, JORDAN	16	CENT.VIRGINIA	2:13.80
	:30.43	1:03.65	1:39.00	2:13.80
7)	OLIN, CHRISTY	14	N.W.DUPAGE, IL	2:14.39
	:31.44	1:05.05	1:41.56	2:14.39
8)	CUSKIE, KATIE	17	LAKELAND HILL, NJ	2:14.80
	:31.91	1:05.99	1:41.08	2:14.80
9)	MCKENZIE, ELLEN	14	S.E.GRAND RAPIDS	2:15.42
	:32.34	1:06.12	1:41.16	2:15.42
10)	REYNOLDS, LINDSAY	14	SARASOTA, FL	2:16.11
	:32.71	1:06.88	1:41.78	2:16.11
10)	DOUGLAS, MARISA	18	CORTLAND, NY	2:16.11
	:31.89	1:06.37	1:41.56	2:16.11
12)	FAZIO, NICOLE	15	WILTON, CT	2:16.39
	:32.69	1:06.89	1:41.57	2:16.39
13)	BARNES, AMY	16	SPARTANBURG, SC	2:16.64
	:32.11	1:07.24	1:42.64	2:16.64
14)	HENDERSON, BROOKE	17	BIRMINGHAM, MI	2:16.88
	:32.12	1:06.44	1:42.02	2:16.88
15)	GIBNEY, JESSICA	13	FREEHOLD, NJ	2:16.90
	:32.07	1:06.53	1:41.61	2:16.90
16)	SPRINGER, TRISTAN	16	OLD TOWN, ME	2:16.96
	:32.19	1:06.35	1:41.70	2:16.96

RANK	NAME	YEAR	TEAM	TIME
17)	POLLENZ, JAMIE	16	RALBIGH, NC	2:17.16
	:31.08	1:05.62	1:41.75	2:17.16
18)	STOUFFER, STACIA	14	WAYNESBORO, PA	2:17.84
	:32.83	1:07.92	1:43.10	2:17.84
19)	DOMZAL, REBECCA	17	BIRMINGHAM, MI	2:18.08
	:33.15	1:07.85	1:44.06	2:18.08
20)	WENDT, JAMIE	16	MINOT, ND	2:18.11
	:30.90	1:05.61	1:42.46	2:18.11
21)	TILTON, CHRISTINE	14	N.W.DUPAGE, IL	2:18.65
	:31.76	1:06.07	1:42.06	2:18.65
22)	DWYER, CAROL	16	N.W.DUPAGE, IL	2:18.82
	:31.45	1:06.13	1:42.53	2:18.82
23)	ASHENFELTER, LYNNE	14	MONTCLAIR, NJ	2:19.05
	:32.41	1:07.34	1:43.31	2:19.05
24)	MARTIN, SARAH	14	CHESHIRE, CT	2:19.10
	:32.24	1:07.31	1:43.18	2:19.10
25)	CERRITO, KATY	13	S.SARATOGA CO, NY	2:19.57
	:32.04	1:08.48	1:45.82	2:19.57
26)	HANDEL, DANA	18	OSHKOSH, WI	2:20.20
	:32.55	1:07.40	1:43.77	2:20.20
27)	MAGLICH, NICOLE	13	SARASOTA, FL	2:20.32
	:32.12	1:07.24	1:44.04	2:20.32
28)	NELSON, CARIN	16	CORTLAND, NY	2:20.85
	:33.46	1:08.58	1:44.81	2:20.85
29)	WHITE, MEGAN	12	WAYNESBORO, PA	2:21.14
	:32.54	1:08.69	1:45.22	2:21.14
30)	BOYLE, ELIZABETH	16	NEW CANAAN, CT	2:21.29
	:32.16	1:07.99	1:45.08	2:21.29
31)	LEGER, SIMONE	14	KISHWAUKEE, IL	2:21.96
	:33.27	1:09.37	1:45.99	2:21.96
32)	GEPHART, JACKIE	17	SOMERSET VLY, NJ	2:23.19
	:32.84	1:09.00	1:46.74	2:23.19

EVENT : 66 MEN'S 200 YARDS BACKSTROKE  
 NATIONAL RECORD :00.00  
 FINAL RESULTS TIMED FINALS

\*\*\*\*\* APRIL 10, 1997 \*\*\*\*\*

RANK	NAME	YEAR	TEAM	TIME
1)	OLSZEWSKI, CHRIS	15	N.W.DUPAGE, IL	1:54.93
	:27.28	:55.99	1:25.72	1:54.93
2)	LIMKEMANN, ERIC	15	S.Pt.WAYNE, IN	1:59.11
	:27.68	:57.75	1:28.52	1:59.11
3)	ZUMSTEG, JUSTIN	14	N.OAKLAND CO, MI	2:00.40
	:28.50	:58.86	1:29.86	2:00.40
4)	PIKE, BRENDAN	17	OLD COLONY, MA	2:00.90
	:27.97	:57.88	1:28.85	2:00.90
5)	DOHERTY, PATRICK	17	FAIRFIELD, CT	2:01.53
	:27.26	:56.91	1:28.45	2:01.53
6)	DESORBO, ANDREW	14	ROWAN COUNTY, NC	2:03.44
	:28.83	:59.76	1:31.77	2:03.44
7)	PALUMBO, GREGORY	16	LAKELAND HILL, NJ	2:03.94
	:28.94	:59.94	1:32.62	2:03.94
8)	EBERLEIN, STEPHEN	16	N.OAKLAND CO, MI	2:04.60
	:29.52	1:00.81	1:31.99	2:04.60
9)	LEE, TONY	16	GLENDALE, CA	2:04.75
	:29.40	1:00.86	1:32.87	2:04.75
10)	MCCOY, JON	16	SUBURBAN EAST, OH	2:05.61
	:29.46	1:01.39	1:34.21	2:05.61

RANK	NAME	YEAR	TEAM	TIME
11)	PRIOR, ANDY	15	STATE COLLEGE, PA	2:05.76
	:28.79	:59.52	1:32.40	2:05.76
12)	CHANDLER, DAN	17	WILMINGTON, NC	2:06.79
	:29.53	1:01.31	1:34.13	2:06.79
13)	MALONE, CHRIS	14	CENT.VIRGINIA	2:06.84
	1:01.98	1:34.71	2:06.84	:00.00
14)	LAZZARA, LARRY	16	MONTCLAIR, NJ	2:07.56
	:29.06	:59.99	1:33.31	2:07.56
15)	DEVORE, DAVID	17	N.OAKLAND CO, MI	2:07.66
	:30.09	1:02.07	1:34.95	2:07.66
16)	OHNGREN, JIMMY	16	N.OAKLAND CO, MI	2:07.68
	:29.53	1:01.86	1:35.68	2:07.68
17)	SINETAR, DAN	13	CORTLAND, NY	2:08.60
	:29.62	1:02.10	1:35.54	2:08.60
18)	GIARRANTANO, JAMES	15	METUCHEN, NJ	2:08.96
	:28.77	1:00.76	1:34.89	2:08.96
19)	DONNELLY, WESLEY	14	RED BANK, NJ	2:09.49
	:28.89	1:00.59	1:35.06	2:09.49
20)	WARRICK, STEVEN	15	N.OAKLAND CO, MI	2:10.92
	:29.69	1:02.03	1:36.53	2:10.92

( CONTINUED ON NEXT PAGE )

EVENT : 45 WOMEN'S 50 YARDS FREESTYLE  
 NATIONAL RECORD :00.00  
 FINAL RESULTS TIMED FINALS

\*\*\*\*\* APRIL 10, 1997 \*\*\*\*\*

RANK	NAME	YEAR	TEAM	TIME	RANK	NAME	YEAR	TEAM	TIME
1	LAUGHNA, KAYE-LANI	17	UPR.PENINSULA,MI	:24.94	32	CONA, JACKIE	14	BURLINGTON, NJ	:26.57
2	HENDRICK, HEIDI	15	SAGINAW, MI	:25.28	33	DEMERS, HEATHER	13	CAMDEN, ME	:26.59
3	PAGELS, DEBBIE	17	RACINE, WI	:25.60	34	ESPINOZA, ANN	14	FANWOOD, NJ	:26.60
4	STECKBECK, ALYSON	15	LEBANON, PA	:25.68	35	CASTELLI, TIFFANY	16	WESTPORT, CT	:26.67
5	SPAULDING, CRISSY	14	FLINT, MI	:25.76	36	JOHNSON, HEATHER	18	DOVER, DE	:26.74
6	WAGNER, JESSICA	17	OSHKOSH, WI	:25.79	37	WELSH, SHANNON	16	HAMILTON, NJ	:26.79
7	ANDREWS, MEGAN	15	WINSTON-SALEM,NC	:25.81	37	MARKERT, JENNIFER	16	PHOENIXVILLE, PA	:26.79
8	RADER, ASHLEY	15	STRATFORD, CT	:25.86	37	DILL, BECKY	18	BURLINGTON, NJ	:26.79
9	GROF, TINA	16	HUNTINGTON, WV	:25.98	40	DLJGOKENCKY,CHRISTIN	17	FLUSHING YMCA,NY	:26.83
10	NICHOLS, RUTH	13	RALIGH, NC	:25.99	41	NEMETH, PAM	16	HAMILTON, NJ	:26.84
11	HOLDER, BETSY	15	CHAMPAIGN, IL	:26.01	42	WILSON, CARLY	14	FREEHOLD, NJ	:26.90
12	NG, ANNA	16	FLUSHING YMCA,NY	:26.03	43	FLETCHER, KRISTIN	16	POWEL CROSLEY,OH	:26.92
13	NICKSE, STEPHANIE	15	WILTON, CT	:26.04	44	ELLIS, KAREN	16	BEAVER CREEK, OH	:26.94
13	RODMAN, KATIE	17	CENT.VIRGINIA	:26.04	44	WEITZ, RACHEL	16	BURLINGTON, NJ	:26.94
15	VENEZIALE, LAURA	16	BURLINGTON, NJ	:26.08	46	JOHNSON, HEIDI	17	DOVER, DE	:26.95
16	KOPISECKI, MEGAN	15	PHOENIXVILLE, PA	:26.09	47	DEMUNCK, SONYA	15	OSHKOSH, WI	:27.00
16	EDWARDS, SUSAN	15	CENT.CHESTER CO.	:26.09	47	OLIVERIO, ASHLEY	18	HARRISON, WV	:27.00
18	CHRISTENSEN, EMILY	15	GTR.TOPEKA, KS	:26.10	49	PACKARD, GWEN	17	POWEL CROSLEY,OH	:27.01
19	PETERS, ADRIENNE	15	LEBANON, PA	:26.14	50	PICKAVANCE, LISA	19	HUNTINGTON, WV	:27.09
20	CAREY, BETH	17	FRANKFORT, KY	:26.22	51	VOGEL, KAREN	12	BEAVER CREEK, OH	:27.10
20	SWANEY, ANDREA	13	HAMILTON, NJ	:26.22	52	CAREY, KATIE	15	POWEL CROSLEY,OH	:27.12
22	KUSZ, KERRY	18	STATE MICHIGAN	:26.23	53	BARONE, LAURA	14	BURLINGTON, NJ	:27.29
22	CARNEY, CASSANDRA	15	OSHKOSH, WI	:26.23	54	NALLY, KATIE	18	RIDGEWOOD, NJ	:27.43
22	HACK, DANIELLE	16	CAMP CURTIN, PA	:26.23	55	LIVINGSTON, KELLY	18	UPR.PENINSULA,MI	:27.51
25	LYBECK, SARA	14	FANWOOD, NJ	:26.24	56	ANDERSON, JRSSR	17	UPR.PENINSULA,MI	:27.59
26	SENNE, BLAIR	15	GTR.TOPEKA, KS	:26.33	57	PONZURICK, ALISSA	16	HARRISON, WV	:27.84
26	PERROTTA, LIZA	15	RED BANK, NJ	:26.33	58	WALDBILLIG,STEPHANIE	17	POWEL CROSLEY,OH	:28.31
28	REED, SARAH	14	UPR MAIN LINE,PA	:26.41	59	PHILLIPS, JOHANNA	16	UPR.PENINSULA,MI	:28.83
29	GIESSEKER, LISA	16	POWEL CROSLEY,OH	:26.43	60	SCHALLER, BETH	14	BEAVER CREEK, OH	:29.19
30	BOWERS, ELIZABETH	14	POWEL CROSLEY,OH	:26.52	61	GUITAR, KELLY	16	UPR.PENINSULA,MI	:29.36
31	ALT, CATHY	16	PARKERSBURG, WV	:26.55					

EVENT : 46 MEN'S 50 YARDS FREESTYLE  
 NATIONAL RECORD :00.00  
 FINAL RESULTS TIMED FINALS

\*\*\*\*\* APRIL 10, 1997 \*\*\*\*\*

RANK	NAME	YEAR	TEAM	TIME	RANK	NAME	YEAR	TEAM	TIME
1	HARTING, MATTHEW	18	BETHLEHEM, PA	:22.15	23	SPURR, RYAN	18	NASHUA, NH	:23.45
2	SINGLEY, DANFYAND	18	BURLINGTON, VT	:22.27	24	LAMBERT, DAVE	15	HUNTINGTON, WV	:23.48
3	BOIRE, JASON	16	NASHUA, NH	:22.31	24	GIRALDO, DANIEL	18	GTR.BERGEN, NJ	:23.48
4	CHU, EUGENE	17	CRESCENTA-CANADA	:22.39	26	WATRAL, EDDIE	17	VINELAND, NJ	:23.50
5	BOATRIGT, JEFF	15	WAYNESBORO, VA	:22.59	27	CUADROS, DENNIS	17	FLUSHING YMCA,NY	:23.55
5	HSU, BRIAN	17	MONTCLAIR, NJ	:22.59	28	FLETCHER, JAKE	15	PHOENIXVILLE, PA	:23.57
7	WILLIAMS, SCOTT	18	CORTLAND, NY	:22.74	28	DEFRANK, T.J.	14	CAMP CURTIN, PA	:23.57
8	BOTHEM, DAVID	16	HAMILTON, NJ	:22.81	30	PAWLICK, JOE	17	BIRMINGHAM, MI	:23.62
9	POLIS, ZANDER	16	BURLINGTON, NJ	:23.01	31	BROTMAN, MARC	18	HAMILTON, NJ	:23.63
10	SAVEDGE, ROSS	16	SOUTHSIDE, VA	:23.02	32	JENSEN, MICHAEL	18	GTR.MANCHESTER	:23.72
11	RUSSELL, BRIAN	17	FLINT, MI	:23.04	32	SULLIVAN, JEFF	16	NASHUA, NH	:23.72
12	GIRMAN, ANDREW	17	BURLINGTON, NJ	:23.07	34	JANSZEN, JOHN	14	POWEL CROSLEY,OH	:23.78
13	WEATHERS, RYAN	16	PHOENIXVILLE, PA	:23.12	35	ALEXANDER, ANDY	16	POWEL CROSLEY,OH	:23.81
14	DALE, TODD	15	FLINT, MI	:23.17	35	KROETSCH, JOSHUA	18	ASHLAND, KY	:23.81
15	WOODALL, MARK	15	DOVER, DE	:23.18	35	ANGELL, KEN	17	NASHUA, NH	:23.81
16	MARK, RUSSELL	17	FLUSHING YMCA,NY	:23.19	38	RFIRD, DAVID	18	ROWAN COUNTY, NC	:23.83
17	SZUREK, STEVE	18	BURLINGTON, NJ	:23.20	39	BERNSTEIN, DAVE	18	PHOENIXVILLE, PA	:24.02
18	POLK, WILLIE	16	BEAVER CREEK, OH	:23.24	40	ANDERSON, SKY	16	UPR MAIN LINE,PA	:24.05
18	GUYON, ED	17	BURLINGTON, NJ	:23.24	41	CHASKES, DANIEL	17	FLUSHING YMCA,NY	:24.16
20	HERBERT, RYAN	17	CATONSVILLE, MD	:23.28	42	HOLLAND, JONATHAN	17	N.OAKLAND CO, MI	:24.37
20	MCCARTIN, CHARLIE	16	POTTSTOWN, PA	:23.28	43	BOYD, DEVIN	17	CATONSVILLE, MD	:24.58
22	JENKINS, JEREMY	16	BEAVER CREEK, OH	:23.35	44	OLDAK, JASON	17	FLUSHING YMCA,NY	:26.30



1997 Y.M.C.A. NATIONAL SHORT COURSE  
 SWIMMING and DIVING CHAMPIONSHIPS  
 Swim at: INTERNATIONAL SWIMMING HALL of FAME AQUATIC CENTER, FORT LAUDERDALE

EVENT : 31 WOMEN'S 200 YARDS FREESTYLE RELAY \*\*\*\*\* APRIL 11, 1997 \*\*\*\*\*  
 NATIONAL RECORD 1:33.84 WILTON FAMILY, C 1988  
 QUALIFYING FOR NATIONALS 1:43.99

PLACE	NAME	YEAR	TEAM	TRIALS	FINAL
<b>CHAMPIONSHIP FINAL</b>					
1)	WILTON, CT WOMEN			1:36.72	1:34.89
1)	MOORE, LAUREN	16	:23.60	3) ELLINGTON, MAGGIE	16 :23.49
2)	LAWLOR, STEPHANIE	18	:24.30	4) DUGGAN, NICOLE	18 :23.50
2)	BLOOMSBURG, PA WOMEN			1:37.17	1:34.93
1)	PERRUQUET, JESSI	15	:23.89	3) GARDNER, KATI	17 :24.08
2)	HUNCHAR, KATY	15	:24.50	4) WILLIAMS, STEFANIE	17 :22.46
3)	CHESHIRE, CT WOMEN			1:38.00	1:37.25
1)	FIORÉ, KIM	14	:24.71	3) ENG, PATTY	15 :24.54
2)	BOWMAN, SARAH	15	:24.21	4) IORIO, KRISTEN	14 :23.79
4)	BIRMINGHAM, MI WOMEN			1:38.40	1:37.44
1)	JOHNSON, SARA	14	:24.74	3) GROTH, ELIZABETH	16 :24.46
2)	WRIGHT, CHRISTINA	15	:24.25	4) KAZNECKI, LAURA	15 :23.99
5)	M. R. LYONS WOMEN			1:38.95	1:37.69
1)	KEYES, SARAH	16	:24.91	3) BRESSER, EMILY	17 :23.92
2)	GILKISON, EMILY	17	:24.48	4) WAKEHAM, ABBY	15 :24.38
6)	SCHROEDER BR. WI WOM			1:38.70	1:37.84
1)	KELLEY, HEATHER	16	:25.03	3) PETRIC, SARA	13 :24.37
2)	HIGHTSTROM, LINDSEY	15	:24.10	4) MICKSCHL, AMY	18 :24.34
7)	GAMBLE-NIPPERT WOMEN			1:38.72	1:38.29
1)	GRIFFITH, LAUREN	15	:25.05	3) SANDER, KRISTIN	17 :24.54
2)	WHITE, RACHEL	18	:25.11	4) LYMAN, JENNY	15 :23.59
8)	NAPERVILLE, IL WOMEN			1:39.00	1:38.54
1)	CHANG, CHRISTINE	14	:25.41	3) O'FALLON, SARA	16 :24.51
2)	WOYTOWYCH, DEE DEE	15	:24.01	4) BRNGSTON, ANGIE	18 :24.61
<b>CONSOLATION FINAL</b>					
9)	ORLANDO, FL WOMEN			1:39.80	1:38.07
1)	LIZZILO, JESSICA	15	:24.03	3) BOSEVSKA, MIRJANA	15 :25.05
2)	WATKINS, CHRISTY	15	:24.05	4) NICKSON, NATALIE	16 :24.94
10)	WESTPORT, CT WOMEN			1:39.62	1:38.40
1)	MOYNIHAN, CARAGH	17	:24.79	3) FENN, MEGHAN	17 :24.84
2)	ROORBACH, KRISTEN	16	:24.50	4) HAMILL, JAMIE	14 :24.27
11)	SPARTANBURG, SC WOM			1:39.73	1:38.41
1)	CHAPMAN, JANE	16	:24.95	3) BRIDGES, BROOKE	12 :24.86
2)	ADAMS, KRISTEN	17	:24.02	4) BOURGEOIS, AMANDA	15 :24.58
12)	CHAMPAIGN, IL WOMEN			1:39.75	1:38.59
1)	KELLER, CHRISTINE	15	:24.36	3) WRIGHT, KARA	15 :25.04
2)	ANDERSON, ASHLEE	13	:24.40	4) SEARBY, ERIN	16 :24.79
13)	OAK PARK, IL WOMEN			1:39.85	1:38.95
1)	GRAHAM, LAURA	16	:25.59	3) BINKLEY, KARA	17 :24.60
2)	MICHEL, MEGAN	15	:24.72	4) GILBERT, KATHLEEN	17 :24.04
14)	RALEIGH, NC WOMEN			1:39.24	1:38.96
1)	ANDERSON, CAITLIN	16	:24.13	3) BAICY, SARAH	16 :24.92
2)	SODERBERG, VIRGINIA	17	:25.07	4) STONE, DANLEY	16 :24.84
15)	ANNE ARUNDEL, MD WOM			1:39.96	1:39.09
1)	SCHAPFER, SARAH	15	:24.70	3) DiBLASI, KATIE	16 :25.10
2)	SYKES, ERIN	17	:24.21	4) AGUIAR, NICOLE	16 :25.08

( CONTINUED ON NEXT PAGE )

Results will be available each morning at:  
[www.ymca.net/d/10/1.html](http://www.ymca.net/d/10/1.html)

EVENT: 31 WOMEN'S 200 YARDS FREESTYLE RELAY (CONTINUED)

16) HARFORD CO, MD WOMEN		1:39.67		1:39.29	
1) GOODWIN, BETH	17 :24.70	3) EYLER, MEREDITH	16 :25.01		
2) YONYCH, MEGAN	14 :25.11	4) GYOLAI, CATHY	16 :24.47		
1) WILTON, CT WOMEN		1:36.72		17) SOMERSET VLY, NJ WOM	
1) MOORE, LAUREN	16 :23.83	3) ELLINGTON, MAGGI16	:24.25	1) DELLAVALLE, ASHL14	:25.31
2) LAWLOR, STEPHANI18	:24.54	4) DUGGAN, NICOLE	18 :24.10	2) SUDOL, ALLYSON	16 :25.13
2) BLOOMSBURG, PA WOMEN		1:37.17		18) WILMINGTON, NC WOMEN	
1) PERRIQUET, JESSI15	:24.04	3) GARDNER, KATI	17 :24.68	1) CURRAN, CAROLINE15	:24.94
2) HUNCHAR, KATY	15 :25.05	4) WILLIAMS, STEFANI7	:23.40	2) HONMA, KRISTEN	15 :24.94
3) CHESHIRE, CT WOMEN		1:38.00		19) MACOMB, MI WOMEN	
1) BOWMAN, SARAH	15 :24.73	3) ENG, PATTY	15 :24.67	1) MAUL, HEATHER	17 :26.25
2) WHITCOMB, WENDY	15 :24.82	4) IORIO, KRISTEN	14 :23.78	2) LEONARD, JACY	17 :24.61
4) BIRMINGHAM, MI WOMEN		1:38.40		20) UPR MAIN LINE, PA WOM	
1) JOHNSON, SARA	14 :24.95	3) GROTH, ELIZABETH16	:25.02	1) CLARK, CORRIE	14 :25.27
2) WRIGHT, CHRISTINI5	:24.52	4) KAZNECKI, LAURA	15 :23.91	2) FARROW, MEGHAN	17 :25.30
5) SCHROEDER BR, WI WOM		1:38.70		21) N.OAKLAND CO, MI WOM	
1) KELLEY, HEATHER	16 :25.13	3) PURVIS, MEGHAN	17 :24.93	1) CHUNG, JESSICA	17 :24.83
2) HIGHESTROM, LINDS15	:24.43	4) PETRIC, SARA	13 :24.21	2) TABACCHI, JENNIF15	:24.78
6) GAMBLE-NIPPERT WOMEN		1:38.72		22) N.W.DUPAGE, IL WOMEN	
1) GRIFFITH, LAUREN15	:24.95	3) SANDER, KRISTIN	17 :24.51	1) BRADLEY, TERRI	15 :25.63
2) WHITE, RACHEL	18 :25.16	4) LYMAN, JENNY	15 :24.10	2) PRASLRE, EMILY	15 :25.43
7) M.E. LYONS WOMEN		1:38.95		22) RAPPAHANNOCK WOMEN	
1) WAKKHAM, ABBY	15 :24.89	3) KEYES, SARAH	16 :25.02	1) JONES, TAMARA	15 :25.23
2) BRESSER, EMILY	17 :24.46	4) GILKISON, EMILY	17 :24.58	2) BLACKWELL, TRISH13	:25.19
8) NAPERVILLE, IL WOMEN		1:39.00		24) SUMMIT AREA, NJ WOM	
1) WOYTOWYCH, DEE DI5	:24.69	3) O'FALLON, SARA	16 :24.92	1) SINGLER, MAGGIE	17 :25.81
2) CHANG, CHRISTINE14	:25.06	4) BENGSTON, ANGIE	18 :24.33	2) QUETEL, RENEE	15 :25.12
9) RALEIGH, NC WOMEN		1:39.24		25) APPLETON, WI WOM	
1) SODERBERG, VIRGI17	:25.46	3) BAICY, SARAH	16 :25.01	1) BROCK, LESLIE	16 :26.04
2) STONE, DANLEY	16 :24.90	4) ANDERSON, CAITLI16	:23.87	2) LOCY, CATIE	14 :25.68
10) WESTPORT, CT WOMEN		1:39.62		26) RED BANK, NJ WOMEN	
1) MOYNTAN, CARAGHI7	:25.10	3) FENN, MEGHAN	17 :24.85	1) KELLY, ALLISON	16 :25.08
2) ROORBACH, KRISTE16	:24.93	4) HAMIL, JAMIE	14 :24.74	2) HOGAN, MAGGIE	17 :25.93
11) HARFORD CO, MD WOMEN		1:39.67		27) KETTERING, OH WOMEN	
1) GOODWIN, BETH	17 :24.56	3) EYLER, MEREDITH	16 :25.51	1) WOESSNER, SUSAN	16 :25.48
2) YONYCH, MEGAN	14 :24.81	4) GYOLAI, CATHY	16 :24.79	2) FIDEN, SARAH	15 :25.64
12) SPARTANBURG, SC WOM		1:39.73		28) WINSTON-SALEM, NC WOM	
1) CHAPMAN, JANE	16 :25.60	3) BRIDGES, BROOKE	12 :24.97	1) PATE, VIRGINIA	14 :25.50
2) ADAMS, KRISTEN	17 :24.15	4) BOURGEOIS, AMANDI5	:25.01	2) ANDREWS, MEGAN	15 :25.44
13) CHAMPAIGN, IL WOMEN		1:39.75		29) LAKELAND HILL, NJ WOM	
1) ANDERSON, ASHLEE13	:25.38	3) WRIGHT, KARA	15 :25.64	1) WOYNEBROWSKI, CAR17	:24.98
2) KELLER, CHRISTINI5	:23.67	4) SEARBY, ERIN	16 :25.06	2) TUTSCHER, ELIZAB14	:25.65
14) ORLANDO, FL WOMEN		1:39.80		30) PARKERSBURG, WV WOM	
1) LIZZILLO, JESSICA15	:24.53	3) NICKSON, NATALIE16	:25.72	1) ALT, CATHY	16 :26.42
2) BOSEVSKA, MIRJANI15	:24.93	4) WATKINS, CHRISTY15	:24.62	2) BARTOSZEK, JANE	15 :25.67
15) OAK PARK, IL WOMEN		1:39.85		31) LIMA, OH WOMEN	
1) GRAHAM, LAURA	16 :25.59	3) MICHEL, MEGAN	15 :24.90	1) CHENEY, ADDIE	16 :25.61
2) BINKLEY, KARA	17 :24.71	4) GILBERT, KATHLEE17	:24.65	2) CRATES, JILL	17 :25.51
16) ANNE ARUNDEL, MD WOM		1:39.96		32) FLUSHING YMCA NY WOM	
1) SYKES, BRIN	17 :24.83	3) DiBLASI, KATIE	16 :25.58	1) CARROLL, BRICA	17 :25.40
2) AGUIAR, NICOLE	16 :25.25	4) SCHAPPER, SARAH	15 :24.30	2) MADONIA, RBGAN	16 :25.30
				3) KATZ, LAUREN	14 :25.77
				4) MADONIA, CLAIRE	18 :24.95

( CONTINUED ON NEXT PAGE )

EVENT: 31 WOMEN'S 200 YARDS FREESTYLE RELAY (CONTINUED)

33) CENT. VIRGINIA WOMEN	1:41.51	51) METRO MADISON, WI WOM	1:43.39
1) MARSH, JORDAN 16 :25.25	3) RODMAN, KATIE 17 :25.66	1) LIEBMAN, KATIE 14 :26.71	3) FLETCHER, ALLISOL14 :26.07
2) CLARK, ABBY 17 :25.64	4) CHIPLEY, CARY 18 :24.96	2) BANNER, STEPHAN14 :26.29	4) DEWINKEL, MADEIRA16 :24.32
34) HAGERSTOWN, MD WOMEN	1:41.55	52) HAMILTON, NJ WOMEN	1:43.41
1) REISENWEBER, ELIZ18 :24.77	3) SAPPY, LISA 13 :26.01	1) SWANEY, ANDREA 13 :26.64	3) BEESE, JENNIFER 17 :26.30
2) ROCHECK, ALEXIS 17 :26.34	4) WOODSMALL, LAURE15 :24.43	2) KIM, JENNIFER 17 :25.77	4) WILLIAMS, CHRIST15 :24.70
35) MISSOURI VLY, ND WOM	1:41.67	53) FLINT, MI WOMEN	1:43.49
1) LITTLE, LAUREN 16 :25.91	3) KINDSCHI, ANDI 17 :25.43	1) KORSEDAL, LIZ 14 :26.12	3) KNECHT, NICOLE 15 :25.95
2) HAUNZ, LISA 16 :25.23	4) PIERCE, ELIZABET18 :25.10	2) SPAULDING, CRISS14 :25.93	4) COWEN, ABBY 16 :25.49
36) GTR. TOPEKA, KS WOMEN	1:41.70	54) FAIRFIELD, OH WOMEN	1:43.57
1) MERRIAM, KATIE 15 :25.23	3) SENNE, BLAIR 15 :25.92	1) REYNOLDS, MICHEL14 :26.06	3) CHASSAGNE, CAROL18 :25.45
2) DUDLEY, KELLI 15 :25.19	4) CHRISTENSEN, EM15 :25.36	2) GENENBACHER, KEN18 :25.52	4) MILLER, DANIELLE15 :26.54
37) ROANOKE, VA WOMEN	1:41.77	55) MINOT, ND WOMEN	1:43.64
1) MCGUIRE, BERNETT12 :25.59	3) SPRADLIN, JAMIE 15 :25.35	1) HOLLAND, KATE 16 :26.52	3) LOWE, JENNIFER 17 :25.48
2) SNEAD, MARTHA 13 :24.95	4) MCKINNEY, KARA 14 :25.88	2) WENDT, JAMIE 16 :26.33	4) BURCKHARD, MARIE17 :25.31
38) NEW CANAAN, CT WOMEN	1:41.80	55) PHOENIXVILLE, PA WOM	1:43.64
1) BOYLE, ELIZABETH16 :25.98	3) HAWES, KATIE 17 :25.19	1) MCFEY, LAURA 13 :25.35	3) BOGUSKY, NICOLE16 :26.61
2) ZARRILLI, MICHEL17 :25.75	4) FRISBEE, MEGANNE15 :24.88	2) KOPISKECKI, MEGA15 :26.47	4) KARPOWICZ, SARAH13 :25.21
39) LEBANON, PA WOMEN	1:42.11	57) HARRISBURG, W.SHO WOM	1:43.71
1) MacDONALD, MEGAN18 :25.74	3) STECKBECK, ALYSO15 :25.73	1) BIANCO, LIANE 12 :26.25	3) DUKE, MARY 15 :25.06
2) EMENHEISER, KARL18 :25.44	4) FRERER, JEN 17 :25.20	2) FISHER, SARAH 12 :27.22	4) GROVER, MOLLIE 15 :25.18
40) OSWEGO, NY WOMEN	1:42.23	58) KNOX COUNTY Y, IL WOM	1:43.94
1) COTTER, TRACY 16 :25.49	3) BERNREUTHER, MIC15 :26.52	1) GALLOWAY, ANGIE 16 :27.13	3) HULICK, DANIELLE14 :23.73
2) AUCLAIR, MELANIE17 :25.83	4) DELIA, ABBY 15 :24.39	2) BELL, AMY 16 :25.93	4) McCAMMON, KATY 16 :27.15
40) BURLINGTON, NJ WOMEN	1:42.23	59) BATH AREA, ME WOMEN	1:43.97
1) GIRMAN, JULIA 16 :25.88	3) CONA, JACKIE 14 :25.69	1) THOET, ELEANOR 18 :25.76	3) THOET, ELIZA 18 :27.37
2) VENEZIALE, LAURA16 :25.75	4) GARDINER, LINDSA16 :24.91	2) COES, EMILY 17 :25.94	4) ALCAIDE, KATRINE15 :24.90
42) McHENRY CO, IL WOMEN	1:42.29	60) OLD TOWN, WOMEN	1:43.98
1) SANDELL, JACKIE 18 :26.19	3) WISNIEWSKI, HOLL16 :25.69	1) KOVENOCK, KATE 14 :25.77	3) OLIVER, EMILY 17 :26.58
2) MACARI, MOLLY 16 :25.44	4) METROPULOS, STAC17 :24.97	2) SPRINGER, TRISTA16 :26.40	4) KOVENOCK, SARAH 17 :25.23
43) ANN ARBOR, MI WOMEN	1:42.87	61) PIEDMONT, VA WOMEN	1:44.01
1) GERHARDT, AMY 17 :25.77	3) MESSNER, CHYR 16 :25.81	1) MOSCA, LAURA 15 :25.05	3) WILLIAMS, ALYS 15 :26.47
2) WINKELHAUS, KATI14 :25.71	4) BEDOLLA, LINDSAY14 :25.58	2) WILLIAMS, DAWN 18 :26.34	4) McDONALD, ADELE 18 :26.15
43) WAYNESBORO, VA WOM	1:42.87	62) CLEARFIELD, PA WOMEN	1:44.27
1) KNOPP, MELISSA 17 :26.10	3) GLOVER, BETHANY 14 :25.59	1) LITTLE, MEGAN 15 :25.79	3) SUTIKA, KRISTIN 18 :27.37
2) MATTHEWS, MELANI15 :25.20	4) SNYDER, AUTUM 15 :25.98	2) WALLACE, LINDSAY14 :25.95	4) WHITE, NICOLE 15 :25.16
45) GAITHERSBURG WOMEN	1:42.95	63) FRANKFORT, KY WOMEN	1:44.32
1) POON, KERI 18 :26.20	3) HARMOR, TEAGAN 14 :25.69	1) CAREY, BETH 17 :26.41	3) McCAULEY, MERRED16 :27.02
2) SCHERRER, JESSICA16 :26.20	4) DOUGLAS, CAROLIN17 :24.86	2) FOSTER, ELIZABET12 :26.42	4) ZERHUSEN, MEGAN 17 :24.47
46) S.E. GRAND RAPIDS, MI	1:42.98	64) MONTCLAIR, NJ WOMEN	1:44.49
1) SEYTON, KELLY 15 :25.90	3) SANDMANN, LEAH 15 :26.40	1) ASHENFELTER, LYN14 :26.18	3) KNOX, SUSANNAH 13 :26.66
2) MCKENZIE, ELLEN 14 :26.10	4) FLIKKEMA, KATE 17 :24.58	2) WALSH, KELLY 15 :26.30	4) HECKING, KELLY 17 :25.35
47) SOMERSET, NJ WOMEN	1:43.00	65) POWEL CROSLY WOMEN	1:44.51
1) HELWIG, REBECCA 13 :26.38	3) HELWIG, MEGHAN 16 :26.13	1) WETZEL, MIKALA 17 :26.36	3) GIBSEKER, LISA 16 :25.94
2) SCHEPPKE, KATE 17 :25.64	4) MEYERS, JULIE 16 :24.85	2) CAREY, KATIE 15 :26.32	4) BROXTERMAN, AMY 14 :25.89
48) HUNTINGTON, WV WOMEN	1:43.03	66) BLUE ASH WOMEN	1:44.70
1) WEBB, MELISSA 13 :26.08	3) SCHEIRMAN, JO EL17 :25.38	1) URSINI, JILL 13 :26.23	3) McFERRAN, JESSE 14 :27.22
2) CIPOLETTI, ELLEN18 :26.38	4) OLSON, MELISSA 18 :25.19	2) KAIL, MELANIE 17 :26.27	4) JARJOSA, JENNY 17 :24.98
49) SOUTHSIDE, VA WOMEN	1:43.11	67) BEAVER CREEK, OH WOM	1:44.78
1) GILL, ANNIE 15 :26.02	3) ANDREWS, JAMIE 15 :25.79	1) LAWRENCE, KIM 14 :26.91	3) ELLIS, KAREN 16 :26.16
2) MOSHER, CHERIE 15 :26.35	4) GRIFFIN, JENNIFE18 :24.95	2) VOGEL, KAREN 12 :26.08	4) EARLY, RACHEL 13 :25.63
49) READING, PA WOMEN	1:43.11	68) CHAMBERSBURG, PA WOM	1:44.81
1) BELLAIRS, SHANA 17 :25.86	3) PFISTERER, ANGEL16 :26.43	1) KNARR, TARA 15 :26.75	3) SNYDER, KIM 15 :26.00
2) HELM, ALYSSA 15 :26.13	4) MASSARO, MARCIE 18 :24.69	2) LYONS, LAUREN 18 :27.13	4) HOSTETLER, KATIE16 :24.93

( CONTINUED ON NEXT PAGE )

EVENT: 31 WOMEN'S 200 YARDS FREESTYLE RELAY (CONTINUED)

69) WAYNESBORO, PA WOMEN	1:44.87	78) UPR. PENINSULA, MI WOM	1:45.91
1) BOWER, KATHY 16 :26.36	3) STOUFFER, STACIA14 :26.82	1) LAUGHNA, KAYB-LA17 :25.29	3) LIVINGSTON, KELL18 :27.07
2) SHANK, JENNIFER 13 :26.33	4) CARROLL, EMILY 13 :25.36	2) ANDERSON, JESSE 17 :27.26	4) RUEBEGG, JANINE 18 :26.29
70) SO OAKLAND, MI WOM	1:45.07	79) DAYTONA BRACH Y WOM	1:45.96
1) BRAUN, ASHLEY 16 :26.16	3) DORSCH, MICHELLE16 :26.71	1) BABCOCK, LINDSEY13 :26.34	3) UROUHART, KATIE 13 :26.79
2) HERROLD, CAITLIN13 :26.50	4) HAGGERTY, TARA 15 :25.70	2) WATSON, ELIZABET13 :26.91	4) LOCHTE, MEGAN 17 :25.92
71) OSHKOSH, WI WOMEN	1:45.10	80) MIAMI COUNTY, OH WOM	1:46.10
1) CARNEY, CASSANDRI15 :26.75	3) HANDEL, DANA 18 :25.87	1) FULKNER, KELSEY 13 :26.68	3) KNOUFF, SARA 15 :26.94
2) DeMUNCK, SONYA 15 :26.96	4) WAGNER, JESSICA 17 :25.52	2) MRCKSTROTH, NATA13 :26.88	4) STALEY, ERIKA 16 :25.60
72) AUBURN, NY WOMEN	1:45.14	81) FRANKLIN, PA WOMEN	1:46.21
1) MILLER, RACHEL 18 :27.01	3) AANSTOOT, MARGRE17 :25.74	1) ARMBURGER, AMAND15 :27.11	3) FINDLAN, KATIE 17 :27.29
2) METZLER, BRIDGET17 :26.87	4) TISCI, KRISTIN 15 :25.52	2) CRAWFORD, TARA 17 :27.25	4) WILKINSON, JILL 17 :24.56
73) CORTLAND, NY WOMEN	1:45.38	82) LAUREL HIGHLANDS WOM	1:46.35
1) NELSON, CARIN 16 :25.83	3) McMAHON, CARLY 15 :26.94	1) BANKOVICH, BETHA14 :26.08	3) KABALA, CHRISTIN16 :26.90
2) NELSON, BRITT 13 :26.45	4) ARMSTRONG, MEGAN15 :26.16	2) WEEKS, ABBY 16 :27.30	4) BRUZDA, KATIE 15 :26.07
74) EASTSIDE, WA WOM	1:45.47	83) SAN PEDRO, CA WOMEN	1:46.55
1) LINKER, ABBY 13 :25.97	3) HASEGAWA, MAYUMI13 :26.82	1) MISTELE, SARAR 16 :26.99	3) ABE, AKIKO 17 :26.95
2) LAMBERT, LINDSAY13 :27.00	4) RAWLINGS, CRYSTAL13 :25.68	2) MABABA, LUZVIMIN15 :26.16	4) COLICH, TESSA 16 :26.45
75) HARRISON, WV WOMEN	1:45.51	84) COUNTRYSIDE, OH WOM	1:48.26
1) KNICKLY, MICHELLE13 :26.54	3) PONZURICK, ALISS16 :27.64	1) SEVERSON, KATIE 14 :26.06	3) HAYASHI, MAROMI 17 :27.84
2) OLIVERIO, ASHLEY18 :26.63	4) ARNOLD, KRISTA 18 :24.70	2) McLOUGHLIN, KATE14 :28.23	4) KREVER, BRANDY 14 :26.13
76) GREEN BAY, WI WOMEN	1:45.58	MT. DESERT IS, ME WOM	DISQUAL
1) HEMSTREET, BETHA16 :26.83	3) MURRAY, ALYSSA 15 :26.36	1) MUIR, KATE 15 :27.52	3) SILK, ASHLEY 15 :26.92
2) FITZPATRICK, KAT15 :26.61	4) BRAGER, LAURA 13 :25.78	2) SILK, JANA 17 :26.41	4) BLANEY, DANIKLE 15 DISQUAL
77) CENT. KENTUCKY WOMEN	1:45.85	SARASOTA, FL WOMEN	DISQUAL
1) GENTRY, SHELLIE 15 :26.84	3) GENTRY, ERIN 17 :25.78	1) WILHELM, HELENA 16 :25.46	3) SHIRLEY, ELIZABE13 :25.51
2) ALLEN, AMY 13 :26.78	4) GARRISON, LAURA 15 :26.45	2) CALKINS, TRICIA 17 :24.95	4) PILOTO, J.P. 17 DISQUAL

EVENT : 32 MEN'S 200 YARDS FREESTYLE RELAY  
 NATIONAL RECORD 1:23.79 RALEIGH, NC  
 QUALIFYING FOR NATIONALS 1:32.69

\*\*\*\*\*  
 1988

APRIL 11, 1997 \*\*\*\*\*

PLACE	NAME	YEAR	TEAM	TRIALS	FINAL
CHAMPIONSHIP FINAL					
1)	UPP MAIN LINE, PA MEN			1:25.64	1:25.32
1)	MARINE, DAVID	19	:21.73	3) SOCHA, MIKE	17 :21.55
2)	SCANLON, JOHN	17	:21.52	4) SIEBERT, MARK	16 :20.52
2)	LAKELAND HILL, NJ MEN			1:26.94	1:25.75
1)	POLLOCK, JASON	17	:21.61	3) CONNORS, VINCENT	18 :21.10
2)	HERSH, DAVID	15	:22.03	4) FERGUSON, ANDREW	18 :21.01
3)	N. OAKLAND CO, MI MEN			1:27.34	1:25.95
1)	LAM, RANDY	14	:22.31	3) VANDERKAAAY, CHRISS	15 :21.65
2)	SCUSSEL, MARIO	17	:20.37	4) JUNE, STEPHEN	16 :21.62
4)	SCHROEDER BR, WI MEN			1:27.71	1:26.16
1)	MESSENBURG, MIKE	18	:22.02	3) MARX, MIKE	17 :21.10
2)	BUTLER, GRANT	18	:20.99	4) BERGER, JOEL	18 :22.05
5)	M.E. LYONS MEN			1:27.66	1:26.31
1)	WALBS, CRAIG	18	:22.24	3) MURPHY, TIM	16 :21.13
2)	KIRK, JOHN	18	:21.86	4) SEITHER, JOE	17 :21.08
6)	RED BANK, NJ MEN			1:27.72	1:26.77
1)	ALBERT, DARYL	16	:22.02	3) SCHIBELL, RICKY	17 :21.98
2)	CHIARAVALLLOTI, VITO	16	:21.02	4) McGOUGH, MICHAEL	16 :21.75

( CONTINUED ON NEXT PAGE )

EVENT: 32 MEN'S 200 YARDS FREESTYLE RELAY (CONTINUED)

7) NAPERVILLE, IL MEN			1:27.73		1:27.12
1) SMYSER, TIM	18	:22.18	3) SLOUF, ERICH	17	:21.08
2) JACKSON, GREG	18	:21.73	4) GUEDELHOEFER, CHARLIE	16	:22.13
8) CENT. CHESTER CO. MEN			1:27.58		1:27.35
1) CALIO, MIKE	18	:22.26	3) SULLIVAN, BRANDON	17	:21.61
2) GLODEK, JOHN	18	:21.87	4) BOTES, GENE	16	:21.61

CONSOLATION FINAL

9) SPRINGFIELD, OH MEN			1:28.37		1:26.83
1) SWONGER, ANDY	13	:21.83	3) HARNER, MATT	18	:21.31
2) GABBARD, SCOTT	16	:22.25	4) DEBOO, KRACH	18	:21.44
10) OAK PARK, IL MEN			1:27.88		1:26.97
1) BARRY, TIM	17	:21.69	3) DAGGETT, MATT	16	:21.20
2) DAGGETT, JAMIE	15	:21.70	4) BLAIR, NATHANIEL	17	:22.38
11) ANN ARBOR, MI MEN			1:28.33		1:27.00
1) CUBBERLY, RAY	16	:22.08	3) HACK, JOSH	15	:21.46
2) MESSNER, ADAM	18	:20.84	4) BARAN, MATT	16	:22.62
12) WILTON, CT MEN			1:27.90		1:27.27
1) CORCORAN, TIMOTHY	16	:21.71	3) ZAFFARONI, MICHAEL	17	:22.10
2) WELLS, STEPHEN	16	:21.50	4) HITCHINSON, DEREK	18	:21.96
13) CENT. VIRGINIA MEN			1:27.80		1:27.28
1) PETTIGREW, BUDDY	17	:21.91	3) FRAZIER, FORREST	16	:21.72
2) CHIPLEY, HUNT	17	:21.85	4) MABERY, AARON	15	:21.80
14) FLUSHING YMCA, NY MEN			1:28.54		1:27.30
1) PEENEY, GERARD	17	:21.89	3) KEIM, JEFF	17	:22.25
2) DELLAGIOVANNA, RICARD	19	:21.35	4) YEUNG, KENT	17	:21.81
15) RALEIGH, NC MEN			1:27.75		1:27.54
1) TWELLMAN, CHRIS	15	:22.10	3) PERRY, WARREN	16	:21.95
2) DEAN, JOHN	14	:21.82	4) BAICY, JOE	16	:21.67
16) GENEVA LAKES, WI MEN			1:28.48		1:28.11
1) OGLESBY, MATT	16	:21.29	3) ANDERSON, BILL	17	:22.85
2) SCHVETZ, CHRIS	15	:21.82	4) HILL, TED	16	:22.15

1) UPP MAIN LINE, PA MEN			1:25.64		8) NAPERVILLE, IL MEN			1:27.73
1) MARINE, DAVID	19	:22.06	3) SOCHA, MIKE	17	:21.43	1) JACKSON, GREG	18	:22.25
2) SCANLON, JOHN	17	:21.64	4) SIEBERT, MARK	16	:20.51	2) SMYSER, TIM	18	:21.54
2) LAKELAND HILL, NJ MEN			1:26.94		9) RALEIGH, NC MEN			1:27.75
1) POLLOCK, JASON	17	:21.70	3) CONNORS, VINCENT	18	:21.46	1) OATES, JUSTIN	17	:22.74
2) HERSH, DAVID	15	:22.52	4) FERGUSON, ANDREW	18	:21.26	2) TWELLMAN, CHRIS	15	:21.80
3) N. OAKLAND CO, MI MEN			1:27.34		10) CENT. VIRGINIA MEN			1:27.80
1) JUNE, STEPHEN	16	:22.52	3) LAM, RANDY	14	:22.08	1) PETTIGREW, BUDDY	17	:21.96
2) VANDERKAAAY, CHRI	15	:22.03	4) SCUSSEL, MARIO	17	:20.71	2) CHIPLEY, HUNT	17	:22.14
4) CENT. CHESTER CO. MEN			1:27.58		11) OAK PARK, IL MEN			1:27.88
1) CALIO, MIKE	18	:22.37	3) SULLIVAN, BRANDO	17	:21.76	1) BARRY, TIM	17	:21.99
2) GLODEK, JOHN	18	:21.77	4) BOTES, GENE	16	:21.68	2) DAGGETT, JAMIE	15	:21.74
5) M.E. LYONS MEN			1:27.66		12) WILTON, CT MEN			1:27.90
1) WALES, CRAIG	18	:22.36	3) MURPHY, TIM	16	:21.63	1) WELLS, STEPHEN	16	:22.60
2) KIRK, JOHN	18	:22.10	4) SEITHER, JOE	17	:21.57	2) CORCORAN, TIMOTHY	16	:21.34
6) SCHROEDER BR, WI MEN			1:27.71		13) ANN ARBOR, MI MEN			1:28.33
1) MESSNER, ADAM	18	:21.61	3) MARY, MIKE	17	:21.78	1) MESSNER, ADAM	18	:21.61
2) BUTLER, GRANT	18	:21.50	4) BERGER, JOEL	18	:22.16	2) HACK, JOSH	15	:22.02
7) RED BANK, NJ MEN			1:27.72		14) SPRINGFIELD, OH MEN			1:28.37
1) ALBERT, DARYL	16	:43.46	3) SCHIBELL, RICKY	17	:04.91	1) SWONGER, ANDY	13	:22.27
2) CHIARAVALLOTTI, V16	16	:17.93	4) McGOUGH, MICHAEL	16	:21.42	2) GABBARD, SCOTT	16	:22.49
						3) HARNER, MATT	18	:22.00
						4) DEBOO, KRACH	18	:21.61

( CONTINUED ON NEXT PAGE )

EVENT: 32 MEN'S 200 YARDS FREESTYLE RELAY (CONTINUED)

15) GENEVA LAKES, WI MEN 1) OGLESBY, MATT 16 :21.97 2) SCHVETZ, CHRIS 15 :21.76	3) ANDERSON, BILL 17 :22.74 4) HILL, TED 16 :22.01	1:28.48	33) BURLINGTON, NJ MEN 1) POLIS, ZANDER 16 :09.77 2) GIRMAN, ANDREW 17 1:17.22	1:30.56 3) SZUREK, STEVE 18 :01.44 4) PHILLIPS, KURT 18 :02.13
16) FLUSHING YMCA, NY MEN 1) YEUNG, KENT 17 :22.69 2) DELLAGIOVANNA, RI19 :21.81	3) KEIM, JEFF 17 :22.34 4) FERNY, GERARD 17 :21.70	1:28.54	34) RAPPAHANNOCK, VA MEN 1) LANG, ALEX 17 :22.52 2) PYLE, DANNY 17 :23.93	1:30.63 3) LOVERDI, JASON 15 :22.80 4) PETERSON, AARON 17 :21.38
17) FAIRFIELD, OH MEN 1) DISSSEL, LOUIS 17 :21.66 2) RIEBEL, MARK 16 :21.55	3) WARE, KYLE 18 :22.22 4) SANBORN, SETH 16 :23.27	1:28.70	35) POTTSTOWN, PA MEN 1) MCCARTIN, CHARLI16 :23.73 2) FRONHEISER, ADAMI7 :22.29	1:30.70 3) BERG, DAVID 17 :22.81 4) ZACKOWSKI, MITCH19 :21.87
18) N.W.DUPAGE, IL MEN 1) SCHWINGEN, TOM 15 :22.78 2) IHLENFELD, MATT 18 :22.08	3) ANDERSON, MARC 18 :22.53 4) CARLSON, TIM 17 :21.56	1:28.95	36) FRANKFORT, KY MEN 1) DADE, SHAWN 16 :23.18 2) BLAM, JOHN 16 :22.64	1:30.74 3) DUNN, JARED 16 :22.74 4) FOSTER, ROBBIE 15 :22.18
19) SAN PEDRO, CA MEN 1) SOTO, CARLOS 16 :22.52 2) TAKAHASHI, JO 15 :23.06	3) IGNACIO, PHILLIP18 :21.81 4) SCHWENDINGER, TO16 :21.93	1:29.32	37) POWEL CROSLY MEN 1) HOSTERMAN, PHIL 17 :22.91 2) LIMOUZE, JOHN 17 :23.13	1:30.75 3) JANSZEN, JOHN 14 :23.11 4) LUHN, JEFF 16 :21.60
20) HUNTINGTON, WV MEN 1) WHITE, MACON 18 :21.80 2) CUNNINGHAM, RICH18 :22.18	3) ROATSEY, TODD 18 :22.63 4) LAMBERT, DAVE 15 :22.73	1:29.34	38) MONTCLAIR, NJ MEN 1) HSU, BRIAN 17 :22.91 2) KRATSON, MARK 20 :23.09	1:30.79 3) LAZZARA, LARRY 16 :23.68 4) HODGSON, RUSTY 17 :21.11
21) APPLETON, WI MEN 1) FORREST, CHRIS 17 :22.53 2) PHEIL, NATAN 14 :23.05	3) SHILT, AARON 16 :22.23 4) BONNELL, JOHN 17 :21.55	1:29.36	39) CRESCENTA-CANADA MEN 1) SHIN, WILLIAM 17 :23.45 2) NAGATANI, GO 17 :22.64	1:30.94 3) AHN, BRIAN 16 :22.94 4) CHU, EUGENE 17 :21.91
22) GTR. JOHNSTOWN, PA MEN 1) ANDERSON, SHAUN 18 :21.99 2) GILES, CHRIS 17 :23.04	3) GRADOS, MICHAEL 18 :22.51 4) REBUCK, NATHAN 17 :22.01	1:29.55	40) WESTPORT, CT MEN 1) RILEY, TIMOTHY 17 :23.27 2) ORENDOFF, WILLIA18 :23.12	1:31.03 3) DONOFRIO, MATTHE16 :23.17 4) MOLARI, RICARDO 17 :21.47
23) ANNE ARUNDEL, MD MEN 1) McDONALD, PAUL 17 :21.96 2) BOND, ERIC 17 :22.78	3) HANLEY, CHRIS 17 :22.43 4) KRESSEL, BILLY 17 :22.44	1:29.61	41) PARKERSBURG, WV MEN 1) NORTHROP, TOM 17 :23.55 2) RAMSEY, SEAN 16 :21.84	1:31.23 3) DUDZINSKI, RYAN 15 :23.04 4) BUGYIS, ERIC 16 :22.80
24) S.E.GRAND RAPIDS, MI 1) SOBT, SAM 16 :23.14 2) SNAPPER, JEFF 17 :22.06	3) FLIKKEMA, BRAD 18 :22.07 4) WEIR, SCOTT 14 :22.40	1:29.67	42) GAITHERSBURG MEN 1) MERRILL, DANIEL 16 :23.17 2) FARRAR, MATT 16 :23.01	1:31.27 3) VERMILLION, BRIA18 :22.90 4) HARMOR, TRAVIS 16 :22.19
25) ORLANDO, FL MEN 1) GRANT, JARED 18 :22.32 2) HORNER, MATT 16 :22.37	3) GRANT, RASSAN 14 :22.68 4) RAMIREZ, LEO 18 :22.32	1:29.69	43) BUTLER CO, PA MEN 1) WILSON, ADAM 18 :22.84 2) VIATORI, BEN 17 :23.28	1:31.34 3) BELOWICH, SEAN 17 :23.14 4) PLATT, JEFF 18 :22.08
26) St. LUCIE CO. FL MEN 1) ELLIOTT, SAM 18 :23.01 2) ZITANI, SHAUN 17 :20.53	3) LLET, JASON 18 :23.18 4) HOOVER, WACO 17 :23.08	1:29.80	44) CORTLAND, NY MEN 1) WILLIAMS, SCOTT 18 :22.64 2) BARRY, ED 16 :23.27	1:31.53 3) BUTTINO, TOM 16 :23.19 4) DAVIS, ZEB 18 :22.43
27) BIRMINGHAM, MI MEN 1) SARGENT, WILLIAM16 :21.86 2) STUOT, MICHAEL 14 :22.88	3) GROTH, CHRISTIAN14 :22.87 4) PAWLICK, JOE 17 :22.23	1:29.84	45) SOMERSET VLY, NJ MEN 1) FRITCHIE, BILL 17 :22.40 2) CHIOU, CHRIS 17 :23.13	1:31.56 3) HIDER, CHRIS 15 :23.55 4) BATEMAN, ROBERT 18 :22.48
28) CHAMPAIGN, IL MEN 1) SENSENBRENNER, W17 :22.04 2) POPE, KEVIN 16 :22.70	3) SEARBY, RYAN 14 :22.82 4) BARKER, BRAD 17 :22.30	1:29.86	46) LIMA, OH MEN 1) BRICKNER, JEFF 15 :23.51 2) CARGE, CHRIS 17 :24.41	1:31.59 3) FIRST, GLENN 18 :22.83 4) CHENEY, NICK 17 :20.84
29) BOISE, ID MEN 1) TATE, RICH 17 :22.23 2) ROSS, DANE 14 :22.99	3) DUTCHER, DAN 18 :23.13 4) ALLEN, QUINT 17 :21.61	1:29.96	47) PHOENIXVILLE, PA MEN 1) WEATHERS, RYAN 16 :23.19 2) FLETCHER, JAKE 15 :23.15	1:31.64 3) BERNSTEIN, DAVE 18 :23.33 4) ALBERT, TODD 18 :21.97
30) NASHUA, NH MEN 1) CLEMENS, MIKE 17 :23.21 2) SPURR, RYAN 18 :22.70	3) BROWN, DEAN 18 :22.13 4) BOIRE, JASON 16 :21.97	1:30.01	48) BEAVER CREEK, OH MEN 1) POLK, WILLIE 16 :23.45 2) EARLY, TIMOTHY 15 :22.22	1:31.93 3) JENKINS, JEREMY 16 :23.39 4) BIZZARRO, PAUL 17 :22.87
31) WILMINGTON, NC MEN 1) SOKOLOFSKY, DAVI15 :22.17 2) NETHERCUTT, JACK18 :22.30	3) ALLEN, BRIAN 16 :22.35 4) CHANDLER, DAVID 15 :23.21	1:30.03	49) OCEAN COUNTY, NJ MEN 1) SANTIAGO, NELSON18 :23.58 2) GUNDRY, CRAIG 16 :23.36	1:31.95 3) LO, DAVE 18 :23.47 4) BETTS, MIKE 18 :21.54
32) SHENANGO, PA MEN 1) SAMPLE, JEREMY 16 :22.19 2) STEELE, SHANE 17 :23.15	3) SAMPLE, JASON 17 :22.69 4) STANTON, BRIAN 17 :22.24	1:30.27	50) GAMBLE-NIPPERT MEN 1) LYNCH, ADAM 17 :23.29 2) RANSENBERG, SCOT15 :22.92	1:32.01 3) MURPHY, BRENDAN 16 :23.26 4) HEYOB, RYAN 17 :22.54

( CONTINUED ON NEXT PAGE )

EVENT: 32 MEN'S 200 YARDS FREESTYLE RELAY (CONTINUED)

51) LEBANON, PA MEN 1) CLARK, BRIAN 18 :23.52 2) WEBBER, ADAM 15 :23.41	3) DeLONG, NATHAN 15 :22.75 4) MAEDER, SEBASTIA18 :22.47	1:32.15	64) MARIETTA, OH MEN 1) SEMPLE, GARTH 13 :23.55 2) DOUGLASS, BEN 15 :23.34	1:33.64	3) EDDY, LUKE 15 :24.54 4) HAAS, CHRISTOPHE17 :22.21
52) BLUE ASH MEN 1) NEUBAUER, IAN 16 :23.51 2) McHUGH, MICHAEL 17 :23.63	3) KITKO, PAUL 17 :20.07 4) TOTH, ROB 16 :25.10	1:32.31	65) GTR KANSAS, MO MEN 1) POWERS, DUSTIN 16 :22.51 2) CHRISTY, JASON 18 :24.40	1:33.78	3) TESON, BRIAN 16 :23.46 4) FREEMAN, BRYAN 18 :23.41
53) KETTERING, OH MEN 1) BROWN, RYAN 17 :23.02 2) FIDEN, DREW 17 :22.76	3) NICHOLAS, BRIAN 15 :23.66 4) MORRISON-McKELL,14 :22.96	1:32.40	66) COUNTRYSIDE, OH MEN 1) HEWITT, MIKE 16 :23.29 2) NETTLING, TONY 17 :24.78	1:34.17	3) SEVERSON, ERIC 16 :23.44 4) BURNS, BRETT 15 :22.66
54) HAMILTON, NJ MEN 1) BENCIVENGO, DREW16 :23.82 2) BROTMAN, MARC 18 :23.16	3) GREEN, MICHAEL 16 :23.54 4) BOTHAM, DAVID 16 :22.05	1:32.57	67) DEFIANCE, OH MEN 1) ECKERT, JASON 17 :23.52 2) AYERS, JONATHAN 17 :23.77	1:34.32	3) NIESE, CHRIS 17 :23.46 4) HENCH, BRIAN 18 :23.57
55) AUBURN, NY MEN 1) GUARIGLIA, GARY 19 :23.48 2) LIA, JEFF 15 :22.66	3) MURPHY, KEVIN 18 :23.47 4) CARBONARO, PATRI17 :23.02	1:32.63	68) LAUREL HIGHLANDS MEN 1) POREMBKA, MATT 18 :23.56 2) HARVEY, TODD 17 :24.58	1:34.38	3) ULISHNEY, ADAM 18 :23.26 4) ULISHNEY, AARON 18 :22.98
56) VINELAND, NJ MEN 1) SCHUMACHER, STEP16 :23.28 2) HENNIS, BRENT 16 :22.92	3) MUFALLI, MATT 15 :23.41 4) WATRAL, EDDIE 17 :23.03	1:32.64	69) OIL CITY, PA MEN 1) CHEVALIER, JON 14 :25.22 2) CLIFFORD, ADAM 17 :22.27	1:34.70	3) SMITH, CHARLES 17 :23.06 4) WILSON, DAVID 16 :24.15
57) OLD TOWN, MEN 1) THOMAS, JASON 14 :23.82 2) GASARAY, ZACH 16 :23.15	3) BOYNTON, ADAM 17 :23.54 4) KONDRATENOK, VOV18 :22.36	1:32.87	70) COLUMBUS HILLTOP MEN 1) GARNER, MITCH 15 :24.20 2) HASTIE, ALEX 16 :23.83	1:34.93	3) HOMBERGER, MATT 16 :24.05 4) RATERMAN, BRIAN 16 :22.85
57) CATONSVILLE, MD MEN 1) WALLACE, TIMOTHY16 :23.73 2) BOYD, DEVIN 17 :24.11	3) HERBERT RYAN 17 :22.86 4) BROUILLARD, KEN 18 :22.17	1:32.87	71) MT.DESERT IS, ME MEN 1) BLANEY, DAVID 17 :22.58 2) FRONGILLO, DOUG 17 :25.13	1:35.09	3) GRAY, BRANDON 15 :24.87 4) CUNNINGHAM, JAMI16 :22.51
59) ROWAN COUNTY MEN 1) DESORBO, ANDREW 14 :23.75 2) EPIRD, DAVID 18 :23.20	3) SWIGON, MICHAEL 16 :23.67 4) HARTSELL, JACOB 17 :22.42	1:33.04	72) CHAPEL HILL, NC MEN 1) SMITH, PATRICK 6 :23.00 2) CHESSON, WIN 13 :24.49	1:35.39	3) McWAY, MICHAEL 15 :23.98 4) WALDON, MATT 15 :23.92
60) SOMERSET, NJ MEN 1) BARFUSS, RICHARD16 :23.46 2) ARMSTRONG, SCOTT17 :23.92	3) RYAN, SEAN 17 :22.58 4) LAM, ALLEN 15 :23.13	1:33.09	73) MACOMB, MI MEN 1) HOLLIDAY, NICK 17 :24.10 2) BECHILL, JOHN 17 :24.11	1:35.49	3) LONG, CHRISTOPHE16 :24.32 4) KOWALSKI, MIKE 17 :22.96
61) LOUISVILLE, OH MEN 1) DONAHUE, DAVE 16 :23.75 2) MOTTICE, MATTHEW16 :23.89	3) MOTTICE, BRANDON17 :22.61 4) JOHNSON, MATTHEW16 :23.01	1:33.26	74) BATH ARRA, ME MEN 1) DAIGNEAULT, ADAM17 :23.43 2) HALLOWELL, MATT 14 :23.64	1:36.13	3) CLARK, MATT 15 :24.53 4) VARNNEY, ERIC 17 :24.53
62) SOUTHSIDE, VA MEN 1) WALTERS, DANIEL 15 :23.71 2) KBERTOWSKI, JIMM14 :23.40	3) GLASS, DALE 15 :23.04 4) SAVEDGE, ROSS 16 :23.29	1:33.44	75) WARREN, MI MEN 1) HALL, CHRIS 17 :23.82 2) WOOD, DUSTIN 15 :24.03	1:36.45	3) CANOLE, SHAWN 17 :24.70 4) PARUSZKIEWICZ, S17 :23.90
63) Mt.VERNON, OH MEN 1) CRIM, CHRISTOPHE18 :04.70 2) CLIFFORD, ALEXAN16 :18.21	3) RAFFERTY, ROBERT16 :20.09 4) PACK, SETH 16 :50.57	1:33.57	76) GREEN BAY, WI MEN 1) MOELLER, JEREMY 17 :24.81 2) ADRLMEYER, BRYAN14 :24.48	1:37.31	3) RYAN, MICHAEL 14 :25.65 4) BRAUMIER, BILL 15 :22.37

EVENT : 33 WOMEN'S 200 YARDS BUTTERFLY  
 NATIONAL RECORD 2:00.01 T. BENDEL M.E. LYONS, OH 1994  
 QUALIFYING FOR NATIONALS 2:16.49

\*\*\*\*\* APRIL 11, 1997 \*\*\*\*\*

PLACE	NAME	YEAR	TEAM	TRIALS	FINAL
CHAMPIONSHIP FINAL					
1)	SCHERMAN, JO ELLEN	17	HUNTINGTON, WV	2:06.09	2:03.69
	:27.71	:31.90	:32.16	:31.92	
2)	ROSS, LEAH	15	M.E. LYONS, OH	2:05.64	2:04.11
	:27.73	:31.43	:32.50	:32.45	
3)	SISSENER, KRISTEN	14	N.W.DUPAGE, IL	2:05.78	2:04.53
	:28.25	:31.25	:32.50	:32.53	
4)	ZAPPALORTI, RACHEL	15	HAMDEN/N.HAVEN	2:08.55	2:04.82
	:28.91	:31.69	:31.82	:32.40	

( CONTINUED ON NEXT PAGE )

## EVENT: 33 WOMEN'S 200 YARDS BUTTERFLY

(CONTINUED)

5) TOMES, EMILY	15 M.R. LYONS, OH	2:06.22	2:05.82
:28.54 :31.46	:32.99 :32.83		
6) NICKSON, NATALIE	16 ORLANDO, FL	2:08.26	2:06.40
:28.46 :31.53	:32.80 :33.61		
7) CARROLL, ERICA	17 FLUSHING YMCA, NY	2:07.62	2:08.19
:28.11 :32.45	:33.46 :34.17		
8) FIORE, KIM	14 CHESHIRE, CT	2:07.32	2:09.01
:27.84 :32.26	:33.47 :35.44		

## CONSOLATION FINAL

9) HIGHSTROM, LINDSEY	15 SCHROEDER BR. WI	2:08.63	2:08.03
:26.93 :32.03	:33.86 :35.21		
10) KRAMER, ANNIE	15 ANNE ARUNDEL, MD	2:10.08	2:08.84
:28.70 :32.53	:33.28 :34.33		
11) BOWMAN, CAROLYN	13 CHESHIRE, CT	2:10.37	2:08.92
:29.10 :32.87	:33.77 :33.18		
12) PARKS, CATHERINE	14 WINSTON-SALEM, NC	2:09.13	2:09.20
:28.97 :32.41	:33.45 :34.37		
13) FINNERTY, AMELIA	17 WILTON, CT	2:09.35	2:09.27
:28.86 :32.71	:33.17 :34.53		
14) STRAUSS, PEGGY	17 S.E. GRAND RAPIDS	2:08.67	2:09.75
:28.71 :32.58	:33.69 :34.77		
15) McGRATH, ERIN	17 RED BANK, NJ	2:10.25	2:09.81
:28.67 :32.77	:33.93 :34.44		
16) CATTRELL, LINDSEY	16 WILTON, CT	2:10.12	2:10.60
:29.36 :32.53	:34.08 :34.63		
1) ROSS, LEAH	15 M.R. LYONS, OH	2:05.64	
:28.31 :31.95	:32.23 :33.15		
2) SISSENER, KRISTEN	14 N.W. DUPAGE, IL	2:05.78	
:28.52 :31.73	:32.80 :32.73		
3) SCHEIRMAN, JO ELLEN	17 HUNTINGTON, WV	2:06.09	
:27.95 :32.49	:32.81 :32.84		
4) TOMES, EMILY	15 M.R. LYONS, OH	2:06.22	
:28.88 :32.17	:32.93 :32.24		
5) FIORE, KIM	14 CHESHIRE, CT	2:07.32	
:27.78 :32.16	:33.45 :33.93		
6) CARROLL, ERICA	17 FLUSHING YMCA, NY	2:07.62	
:27.60 :31.97	:33.80 :34.25		
7) NICKSON, NATALIE	16 ORLANDO, FL	2:08.26	
:28.64 :32.54	:33.26 :33.82		
8) ZAPPALORTI, RACHEL	15 HAMDEN/N. HAVEN	2:08.55	
:29.44 :32.26	:32.97 :33.88		
9) HIGHSTROM, LINDSEY	15 SCHROEDER BR. WI	2:08.63	
:27.58 :32.50	:33.05 :35.50		
10) STRAUSS, PEGGY	17 S.E. GRAND RAPIDS	2:08.67	
:29.26 :32.13	:33.22 :34.06		
11) PARKS, CATHERINE	14 WINSTON-SALEM, NC	2:09.13	
:29.20 :32.66	:33.43 :33.84		
12) FINNERTY, AMELIA	17 WILTON, CT	2:09.35	
:28.95 :32.76	:33.25 :34.39		
13) KRAMER, ANNIE	15 ANNE ARUNDEL, MD	2:10.08	
:28.78 :32.30	:34.13 :34.87		
14) CATTRELL, LINDSEY	16 WILTON, CT	2:10.12	
:29.52 :32.57	:33.66 :34.37		
15) McGRATH, ERIN	17 RED BANK, NJ	2:10.25	
:29.01 :33.32	:33.94 :33.98		
16) BOWMAN, CAROLYN	13 CHESHIRE, CT	2:10.37	
:28.98 :33.06	:34.04 :34.29		
17) SPIRO, ERIN	15 N. OAKLAND CO, MI	2:10.46	
:30.01 :33.06	:33.67 :33.72		
18) ORR, MISSY	16 SPARTANBURG, SC	2:10.63	
:30.00 :33.52	:33.70 :33.41		
19) PELUSE, ANGIE	18 RIDGEWOOD, NJ	2:10.98	
:29.30 :32.63	:33.92 :35.13		
20) KOS, SARAH	17 ANNE ARUNDEL, MD	2:11.06	
:28.91 :32.87	:33.63 :35.65		
21) O'CONNELL, LINDSEY	17 WILTON, CT	2:11.09	
:27.92 :32.99	:34.53 :35.65		
22) SCHAFER, KYLIE	13 SARASOTA, FL	2:11.63	
:29.20 :33.00	:34.34 :35.09		
23) SPRADLIN, JAMIE	15 ROANOKE, VA	2:11.65	
:29.40 :32.73	:34.26 :35.26		
24) KELLEY, HEATHER	16 SCHROEDER BR. WI	2:11.67	
:29.27 :33.12	:34.19 :35.09		
25) KIERAS, JESSICA	16 ANN ARBOR, MI	2:11.84	
:30.60 :33.44	:33.86 :33.94		
26) HAUNZ, LISA	16 MISSOURI VLY, ND	2:11.96	
:28.37 :32.70	:34.52 :36.37		
27) SCKOLNIK, MELISSA	15 WILTON, CT	2:12.07	
:29.72 :33.47	:34.33 :34.55		
28) FULLER, DANA	16 RALEIGH, NC	2:12.27	
:29.97 :33.48	:34.43 :34.39		
29) NICHOLSON, KATIE	14 N.W. DUPAGE, IL	2:12.34	
:28.66 :33.69	:34.44 :35.55		
30) CROSSEN, CAMMY	18 MONTGOMERY, AL	2:12.38	
:29.15 :33.51	:34.73 :34.99		
31) ENGRAHM, MARLA	17 RALEIGH, NC	2:12.50	
:30.15 :33.22	:34.29 :34.84		
32) BIRD, LAUREN	14 SPARTANBURG, SC	2:12.81	
:30.06 :33.17	:33.44 :36.14		
33) SNYDER, HEATHER KATE	17 PIEDMONT, VA	2:13.08	
:30.00 :33.42	:34.53 :35.13		
34) ANDREWS, MEGAN	15 WINSTON-SALEM, NC	2:13.28	
:29.75 :33.57	:34.85 :35.11		
35) WIRTHORN, MOLLY	17 POWEL CROSLEY, OH	2:13.42	
:30.01 :33.55	:34.52 :35.34		
36) SKARSGARD, HOLLY	18 MINOT, ND	2:13.56	
:29.32 :33.88	:35.45 :34.91		
37) KAY, ASHLEY	16 SPARTANBURG, SC	2:13.64	
:29.85 :33.38	:34.79 :35.62		
38) BARNES, VICKY	17 ORLANDO, FL	2:13.72	
:29.60 :32.89	:35.79 :35.44		
39) URSINI, JILL	13 BLUE ASH, OH	2:13.87	
:30.62 :33.87	:34.70 :34.68		
40) BRADLEY, TERRI	15 N.W. DUPAGE, IL	2:13.91	
:29.29 :33.91	:35.45 :35.26		
41) BALDASSARI, ANDRIA	16 NEWARK, DE	2:14.03	
:29.32 :33.17	:35.18 :36.36		
42) HAYSTRAND, NANCY	15 RIDGEWOOD, NJ	2:14.06	
:29.73 :33.71	:35.06 :35.56		
43) MacDONALD, JENNIFER	17 N. OAKLAND CO, MI	2:14.19	
:29.82 :33.22	:35.48 :35.67		
44) LOWE, MOLLY	17 HAMILTON, NJ	2:14.33	
:30.09 :34.34	:34.46 :35.44		

( CONTINUED ON NEXT PAGE )



EVENT: 33 WOMEN'S 200 YARDS BUTTERFLY

(CONTINUED)

45) GRIEG, BREANNE	16 SARASOTA, FL	2:14.34	66) McMAHON, CARLY	15 CORTLAND, NY	2:17.94
:29.64 :33.90	:35.46 :35.34		:29.92 :33.99	:36.73 :37.30	
46) MADONIA, CLAIRE	18 FLUSHING YMCA, NY	2:14.35	67) DAVIS, RHEA	16 ORLANDO, FL	2:17.95
:28.97 :33.60	:34.76 :37.02		:30.76 :33.83	:36.84 :36.52	
47) NAJJAR, LAURA	16 SARASOTA, FL	2:14.63	68) MISTELE, SARAH	16 SAN PEDRO, CA	2:17.96
:30.11 :33.12	:34.95 :36.45		:30.96 :34.18	:35.74 :37.08	
48) OTWELL, ELIZABETH	16 RALBIGH, NC	2:14.67	69) NICKSE, STEPHANIE	15 WILTON, CT	2:18.59
:29.86 :33.74	:34.97 :36.10		:29.83 :34.52	:36.25 :37.99	
49) BOLLINGER, KATE	18 WILTON, CT	2:14.69	70) GENENBACHER, KRNDRA	18 FAIRFIELD, OH	2:19.05
:30.22 :33.83	:35.81 :34.83		:30.45 :34.52	:36.02 :38.06	
50) REYNOLDS, MICHELLE	14 FAIRFIELD, OH	2:14.84	71) NUSBAUM, JAIMIE	15 RED BANK, NJ	2:19.18
:28.69 :33.79	:35.62 :36.74		:31.04 :34.20	:36.14 :37.80	
51) RAVEN, WHITNEY	16 ANNE ARUNDEL, MD	2:14.96	72) MACARI, MOLLY	16 McHENRY CO, IL	2:19.50
:29.41 :32.96	:35.35 :37.24		:30.50 :35.30	:36.84 :36.86	
52) JONES, MEGAN	17 GLENDALE, CA	2:15.31	73) LADEWSKI, KATIE	13 ANN ARBOR, MI	2:19.55
:30.77 :33.99	:34.83 :35.72		:29.82 :34.08	:36.94 :38.71	
53) BROQUIST, LAUREN	16 N.OAKLAND CO, MI	2:15.33	74) BISORDI, KATIE	18 BLOOMSBURG, PA	2:19.78
:30.69 :33.76	:35.46 :35.42		:31.43 :35.32	:36.09 :36.94	
54) DUDLEY, TIFFANY	18 GTR.TOPEKA, KS	2:15.38	75) CHERNIER, MEGAN	13 GOLDSBORO, NC	2:20.13
:30.80 :34.57	:34.79 :35.22		:29.70 :35.42	:37.06 :37.95	
55) SANDMANN, LRAH	15 S.E.GRAND RAPIDS	2:15.50	76) PILOTO, MELISSA	15 SARASOTA, FL	2:21.12
:30.44 :34.58	:35.24 :35.24		:29.97 :35.53	:37.82 :37.80	
56) ALT, CATHY	16 PARKERSBURG WV	2:15.58	77) VENSLAVSKY, ERICA	16 HAMILTON, NJ	2:21.46
:30.88 :34.23	:35.27 :35.20		:31.07 :35.50	:36.77 :38.12	
57) MacDONALD, ELIZABETH	14 N.OAKLAND CO, MI	2:16.17	78) PATE, ELIZABETH	18 WINSTON-SALEM, NC	2:21.61
:30.67 :35.01	:35.64 :34.85		:31.37 :34.95	:36.80 :38.49	
58) SOKOLOWSKI, ERIKA	15 GTR.TOPEKA, KS	2:16.40	79) SCHILLER, KATIE	15 UPR MAIN LINE, PA	2:21.72
:30.55 :34.77	:35.37 :35.71		:30.48 :35.81	:37.09 :38.34	
59) BROTCHE, AMANDA	17 KISHWAUKKEE, IL	2:16.44	80) FAZIO, NICOLE	15 WILTON, CT	2:23.39
:29.91 :34.32	:36.16 :36.05		:31.97 :36.03	:37.40 :37.99	
60) SANN, NINA	15 CRESCENTA-CANADA	2:16.51	81) KABALA, CHRISTINA	16 LAUREL HIGHLANDS	2:23.78
:29.94 :33.62	:35.30 :37.65		:30.65 :36.50	:37.78 :38.85	
61) YOUNG, KATIE	14 N.W.DUPAGE, IL	2:16.56	82) SELZER, CHRISTIE	14 M.B. LYONS, OH	2:30.15
:30.13 :34.01	:35.92 :36.50		:31.81 :37.77	:40.40 :40.17	
62) TRIBOU, PAIGE	18 GOLDSBORO, NC	2:16.63	OLIN, CHRISTY	14 N.W.DUPAGE, IL	DISQUAL
:29.76 :34.03	:35.76 :37.08		:30.53 :34.92	:36.02 DISQUAL	
63) RYAN, EMILY	33 UPR MAIN LINE, PA	2:17.08	MOSLER, LAUREN	16 SAN PEDRO, CA	DISQUAL
:30.60 :34.91	:35.31 :36.26		:00.00 :00.00	:00.00 DISQUAL	
64) HAYASHI, MAROMI	17 COUNTRYSIDE, OH	2:17.32	CHASSAGNE, CAROLINE	18 FAIRFIELD, OH	DISQUAL
:30.83 :33.85	:35.73 :36.91		:00.00 :00.00	:00.00 DISQUAL	
65) BOGUSKY, NICOLE	16 PHOENIXVILLE, PA	2:17.67	RUTHERFORD, ERIN	18 POWEL CROSLY, OH	DISQUAL
:30.33 :34.55	:36.06 :36.73		:00.00 :00.00	:00.00 DISQUAL	

EVENT : 34 MEN'S 200 YARDS BUTTERFLY  
 NATIONAL RECORD 1:46.70 M. STEWART MEMORIAL, NC  
 QUALIFYING FOR NATIONALS 2:04.59

\*\*\*\*\* APRIL 11, 1997 \*\*\*\*\*  
 1985

PLACE	NAME	YEAR	TEAM	TRIALS	FINAL
CHAMPIONSHIP FINAL					
1)	BARRY, TIM	17	OAK PARK, IL	1:53.50	1:50.93
	:24.59 :28.02		:28.80 :29.52		
2)	WALE, CRAIG	18	M.B. LYONS, OH	1:54.18	1:51.67
	:25.32 :27.85		:28.87 :29.63		
3)	MESSENBURG, MIKE	18	SCHROEDER BR. WI	1:54.26	1:51.76
	:24.12 :28.17		:29.19 :30.28		
4)	BAIMA, MICHAEL	17	GTR.TOPEKA, KS	1:52.18	1:52.51
	:24.59 :28.78		:29.76 :29.38		
5)	CORCORAN, TIMOTHY	16	WILTON, CT	1:53.47	1:52.55
	:24.98 :28.25		:29.29 :30.03		
6)	LIMOUZE, JOHN	17	POWEL CROSLY, OH	1:54.25	1:53.18
	:25.80 :28.40		:29.27 :29.71		
7)	FALTRACO, JOEY	16	SPARTANBURG, SC	1:53.53	1:53.33
	:24.68 :28.61		:29.89 :30.15		
8)	GRANT, JARED	18	ORLANDO, FL	1:54.08	1:53.65
	:25.13 :28.99		:29.61 :29.92		

( CONTINUED ON NEXT PAGE )

## CONSOLATION FINAL

9)	CROSSMAN, SHAUN	16 ORLANDO, FL	1:55.18	1:54.16
	:26.27 :29.14	:29.35 :29.40		
10)	SOTO, CARLOS	16 SAN PEDRO, CA	1:54.94	1:54.44
	:26.07 :29.29	:29.48 :29.60		
11)	STEWART, OSWALD	18 PIEDMONT, VA	1:54.34	1:54.54
	:26.06 :28.20	:29.55 :30.73		
12)	SCHRAGE, JOHH	18 M.E. LYONS, OH	1:55.79	1:55.02
	:27.51 :28.79	:29.42 :29.30		
13)	GRAVES, JAMES	15 N.W.DUPAGE, IL	1:55.80	1:55.94
	:26.31 :29.20	:30.11 :30.32		
14)	MARINE, DAVID	19 UPR MAIN LINE, PA	1:56.17	1:56.38
	:26.11 :29.85	:29.56 :30.86		
15)	RYAN, JIM	18 UPR MAIN LINE, PA	1:56.18	1:56.43
	:26.34 :29.58	:29.85 :30.66		
16)	KOZYRA, NICK	15 RAHWAY, NJ	1:55.62	1:57.15
	:26.16 :29.44	:30.45 :31.10		
1)	BAIMA, MICHAEL	17 GTR.TOPPEKA, KS	1:52.18	
	:25.24 :28.66	:29.17 :29.11		
2)	CORCORAN, TIMOTHY	16 WILTON, CT	1:53.47	
	:25.50 :28.22	:29.39 :30.36		
3)	BARRY, TIM	17 OAK PARK, IL	1:53.50	
	:24.80 :28.31	:29.90 :30.49		
4)	FALTRACO, JOEY	16 SPARTANBURG, SC	1:53.53	
	:25.35 :29.25	:29.50 :29.43		
5)	GRANT, JARED	18 ORLANDO, FL	1:54.08	
	:25.35 :29.22	:29.09 :30.42		
6)	WALES, CRAIG	18 M.E. LYONS, OH	1:54.18	
	:24.56 :28.00	:29.63 :31.99		
7)	LIMOUZE, JOHN	17 POWEL CROSLEY, OH	1:54.25	
	:26.42 :28.47	:28.91 :30.45		
8)	MESENBOURG, MIKE	18 SCHROEDER BR. WI	1:54.26	
	:24.46 :28.51	:30.03 :31.26		
9)	STEWART, OSWALD	18 PIEDMONT, VA	1:54.34	
	:26.31 :29.05	:29.25 :29.73		
10)	SOTO, CARLOS	16 SAN PEDRO, CA	1:54.94	
	:26.16 :28.81	:30.12 :29.85		
11)	CROSSMAN, SHAUN	16 ORLANDO, FL	1:55.18	
	:25.79 :28.72	:29.64 :31.03		
12)	KOZYRA, NICK	15 RAHWAY, NJ	1:55.62	
	:25.90 :28.71	:30.24 :30.77		
13)	SCHRAGE, JOHH	18 M.E. LYONS, OH	1:55.79	
	:26.70 :29.06	:29.51 :30.52		
14)	GRAVES, JAMES	15 N.W.DUPAGE, IL	1:55.80	
	:25.75 :28.79	:29.82 :31.44		
15)	MARINE, DAVID	19 UPR MAIN LINE, PA	1:56.17	
	:25.60 :29.24	:30.23 :31.10		
16)	RYAN, JIM	18 UPR MAIN LINE, PA	1:56.18	
	:26.33 :29.54	:30.16 :30.15		
17)	OLSON, KEVIN	16 N.W.DUPAGE, IL	1:56.57	
	:26.58 :29.52	:30.19 :30.28		
18)	PERRY, WARREN	16 RALEIGH, NC	1:56.78	
	:25.75 :29.61	:30.72 :30.70		
19)	BOATRIGT, JEFF	15 WAYNESBORO, VA	1:56.85	
	:26.13 :29.51	:30.23 :30.98		
20)	CAINES, ERIC	17 EAST HARTFORD, CT	1:56.88	
	:25.84 :29.88	:30.43 :30.73		
21)	TAYLOR, MICHAEL	17 ANNE ARUNDEL, MD	1:57.07	
	:26.19 :29.49	:30.44 :30.95		
22)	BURLON, MIKE	16 ORLANDO, FL	1:57.09	
	:26.61 :29.01	:30.46 :31.01		
23)	MILAK, KEVIN	17 APPLETON, WI	1:57.12	
	:26.17 :29.66	:30.82 :30.47		
24)	PINNEY, NATE	15 M.E. LYONS, OH	1:57.22	
	:26.62 :29.40	:30.16 :31.04		
25)	THOMAS, GREG	15 GAMBLE-NIPPERT, O	1:57.36	
	:26.62 :30.45	:29.40 :30.89		
26)	COOPER, CHRIS	14 LAKELAND HILL, NJ	1:57.48	
	:25.85 :29.40	:30.74 :31.49		
27)	SLOUP, ERICH	17 NAPERVILLE, IL	1:57.54	
	:25.59 :29.35	:29.93 :32.67		
28)	LOCKMAN, TOMMY	15 CHAMPAIGN, IL	1:57.68	
	:26.14 :29.54	:30.52 :31.48		
29)	FOLEY, PATRIC	17 N.OAKLAND CO, MI	1:57.81	
	:26.69 :29.69	:30.16 :31.27		
30)	CRAMER, JAYME	14 M.E. LYONS, OH	1:57.85	
	:26.79 :28.92	:30.13 :32.01		
31)	GRADOS, MICHAEL	18 GTR.JOHNSTOWN, PA	1:57.90	
	:25.59 :29.31	:31.01 :31.99		
32)	SUTHERLAND, DAVE	17 RALEIGH, NC	1:58.10	
	:26.27 :29.87	:30.30 :31.66		
33)	DEAN, JOHN	14 RALEIGH, NC	1:58.93	
	:26.27 :29.59	:30.99 :32.08		
34)	WYNNE, DAVID	17 MONTCLAIR, NJ	1:59.65	
	:26.90 :30.22	:30.71 :31.82		
35)	KRATSON, MARK	20 MONTCLAIR, NJ	1:59.73	
	:26.70 :30.12	:31.38 :31.53		
36)	LARSEN, LEVI	16 N.OAKLAND CO, MI	1:59.74	
	:26.86 :30.63	:30.20 :32.05		
37)	SMITH, EVAN	15 BOISE, ID	2:00.04	
	:27.44 :30.87	:31.33 :30.40		
38)	ECONOMOV, PETER	16 RED BANK, NJ	2:00.06	
	:27.00 :30.24	:31.32 :31.50		
39)	CONNORS, VINCENT	18 LAKELAND HILL, NJ	2:00.13	
	:25.98 :29.80	:31.48 :32.87		
40)	SAVEDGE, ROSS	16 SOUTHSIDE, VA	2:00.30	
	:26.66 :30.59	:31.45 :31.60		
41)	TURNER, JAKE	16 SARASOTA, FL	2:00.36	
	:26.51 :30.28	:31.51 :32.06		
42)	BERTRAM, GREG	16 M.E. LYONS, OH	2:00.38	
	:26.26 :29.69	:31.66 :32.77		
43)	JOHNSON, ADAM	17 WINSTON-SALEM, NC	2:00.46	
	:26.76 :30.62	:31.43 :31.65		
44)	LEE, TONY	16 GLENDALE, CA	2:00.48	
	:26.91 :30.47	:30.82 :32.28		
45)	SWANEY, DWIGHT	15 HAMILTON, NJ	2:00.56	
	:26.49 :30.31	:31.92 :31.84		
46)	McLEOD, GBOFF	14 ROANOKE, VA	2:00.81	
	:26.46 :30.41	:31.88 :32.06		
47)	MURIN, JOE	16 GLENS FALLS, NY	2:00.83	
	:27.95 :29.79	:31.07 :32.02		
48)	ANDERSON, MATT	17 WILTON, CT	2:01.29	
	:26.48 :30.31	:31.71 :32.79		
49)	FRICKER, KARL	16 RED BANK, NJ	2:01.33	
	:26.71 :30.27	:31.67 :32.68		
50)	KUBOVCIK, GREG	15 READING, PA	2:01.99	
	:27.14 :30.28	:31.66 :32.91		
51)	SCHIBELL, RICKY	17 RED BANK, NJ	2:02.13	
	:27.38 :30.95	:31.43 :32.37		
51)	PLETVAREC, DAME	17 GTR.BERGEN, NJ	2:02.13	
	:26.95 :30.32	:31.80 :33.06		

( CONTINUED ON NEXT PAGE )

EVENT: 34 MEN'S 200 YARDS BUTTERFLY

(CONTINUED)

53)	WILLIAMS, GRANT	15 WILTON, CT	2:02.48	68)	HARVEY, TODD	17 LAUREL HIGHLANDS	2:04.76
	:26.88 :30.58	:32.01 :33.01			:27.11 :31.74	:32.57 :33.34	
54)	HANLEY, CHRIS	17 ANNE ARUNDEL, MD	2:02.74	69)	CHANDLER, DAN	17 WILMINGTON, NC	2:05.15
	:27.16 :30.48	:32.18 :32.92			:27.77 :31.54	:32.72 :33.12	
55)	PIKE, BRENDAN	17 OLD COLONY, MA	2:02.76	70)	KRING, ADAM	16 FRANKFORT, KY	2:05.31
	:27.00 :30.44	:31.93 :33.39			:27.18 :30.99	:32.17 :34.97	
56)	BENCIVENGO, DREW	16 HAMILTON, NJ	2:02.88	71)	DESORBO, ANDREW	14 ROWAN COUNTY, NC	2:05.53
	:27.35 :30.92	:31.85 :32.76			:27.10 :30.62	:32.73 :35.08	
57)	CAMPBELL, JASON	17 UPR MAIN LINE, PA	2:02.89	72)	TESON, BRIAN	16 GTR. KANSAS CITY	2:05.87
	:26.64 :30.87	:32.04 :33.34			:26.60 :30.95	:33.29 :35.03	
58)	SCHACK, KYLE	16 SOUTH OAKLAND, MI	2:03.20	73)	GRAVLEY, GRAHAM	17 HENSEL ECKMAN, VA	2:06.15
	:27.22 :30.42	:32.20 :33.36			:28.17 :31.93	:32.50 :33.55	
59)	HUGHES, JOHN	18 WAYNESBORO, PA	2:03.23	74)	STETLER, NATE	18 FAIRFIELD, OH	2:06.28
	:26.69 :31.17	:32.27 :33.10			:27.67 :31.22	:33.53 :33.86	
60)	MUPALI, MATT	15 VINELAND, NJ	2:03.43	75)	ROBINSON, MIKE	16 RIDGEWOOD, NJ	2:06.34
	:26.79 :30.78	:32.10 :33.76			:27.35 :31.33	:32.92 :34.74	
61)	KUMMER, ROBERT	15 S. Ft. WAYNE, IN	2:03.56	76)	BLASUCCI, PAUL	17 MONTCLAIR, NJ	2:07.11
	:26.53 :31.33	:32.77 :32.93			:28.63 :31.98	:32.86 :33.64	
62)	FLYNN, BRIAN	14 TRI-VALLEY, PA	2:03.62	76)	QUINN, SEUMAS	15 BURLINGTON, NJ	2:07.11
	:26.72 :30.63	:31.92 :34.35			:28.24 :32.30	:33.64 :32.93	
62)	TAKAHASHI, JO	15 SAN PEDRO, CA	2:03.62	78)	ENGRAHM, AARON	15 RALEIGH, NC	2:07.46
	:27.34 :30.77	:32.50 :33.01			:27.35 :32.04	:33.66 :34.41	
64)	PELL, DAVID	15 SPARTANBURG, SC	2:03.94	79)	CRUZ, DANIEL	13 DAYTONA BEACH Y	2:08.03
	:27.41 :31.24	:32.26 :33.03			:27.80 :31.84	:33.49 :34.90	
65)	McHUGH, MICHAEL	17 BLUE ASH, OH	2:04.05	80)	KESTENBAUM, MICHAEL	18 SARASOTA, FL	2:08.70
	:27.68 :31.58	:32.61 :32.18			:28.02 :31.47	:34.00 :35.21	
66)	KUNZE, STEVE	17 SOMERSET HLS, NJ	2:04.25	81)	SWIGON, MICHAEL	16 ROWAN COUNTY, NC	2:09.49
	:27.66 :30.98	:32.36 :33.25			:27.93 :31.67	:34.18 :35.71	
67)	GILLASPY, TONY	17 MONTGOMERY, AL	2:04.44	82)	CHANDLER, DAVID	15 WILMINGTON, NC	2:17.47
	:27.28 :31.20	:32.36 :33.60			:30.41 :34.34	:36.32 :36.40	

EVENT : 35 WOMEN'S 100 YARDS BREASTSTROKE  
 NATIONAL RECORD 1:03.24 RACHEL GUSTIN M.E. LYONS, OH 1993  
 QUALIFYING FOR NATIONALS 1:10.99

\*\*\*\*\*

APRIL 11, 1997

\*\*\*\*\*

PLACE	NAME	YEAR	TEAM	TRIALS	FINAL
CHAMPIONSHIP FINAL					
1)	JONES, KELLY	14	KETTERING, OH	1:04.56	1:03.04 **
	:30.09 :32.95				
**	NATIONAL RECORD				
2)	VALASCO, TRACI	16	N.OAKLAND CO, MI	1:04.81	1:04.09
	:30.29 :33.80				
3)	ANDERSON, CAITLIN	16	RALEIGH, NC	1:05.55	1:04.86
	:30.57 :34.29				
4)	MOSCA, LAURA	15	PIEDMONT, VA	1:05.00	1:04.99
	:30.29 :34.70				
5)	GIESE, KATE	16	MISSOURI VLY, ND	1:06.45	1:05.01
	:30.49 :34.52				
6)	SLONAKER, KATE	16	SUMMIT AREA, NJ	1:06.18	1:05.47
	:31.05 :34.42				
7)	CLARK, CORRIE	14	UPR MAIN LINE, PA	1:06.82	1:05.59
	:31.12 :34.47				
8)	WHITCOMB, WENDY	15	CHESHIRE, CT	1:06.67	1:06.33
	:31.03 :35.30				
CONSOLATION FINAL					
9)	HEHN, KERI	15	FARGO-MOORHEAD	1:07.22	1:06.54
	:32.16 :34.38				
10)	ELLINGTON, MAGGIE	16	WILTON, CT	1:07.35	1:06.58
	:31.87 :34.71				
11)	KEYES, SARAH	16	M.E. LYONS, OH	1:07.22	1:06.70
	:31.60 :35.10				
12)	PIERCE, ELIZABETH	18	MISSOURI VLY, ND	1:07.14	1:06.72
	:31.79 :34.93				
13)	MARTIN, JILL	16	ORLANDO, FL	1:07.05	1:06.79
	:31.65 :35.14				
14)	REDMON, ALLISON	17	PIEDMONT, VA	1:07.33	1:07.18
	:31.91 :35.27				

( CONTINUED ON NEXT PAGE )

## EVENT: 35 WOMEN'S 100 YARDS BREASTSTROKE

(CONTINUED)

15) CLARK, MEGAN	12 WINSTON-SALEM, NC	1:07.48	1:07.40		
:31.73 :35.67					
16) SCHWANTZ, KELLY	17 St.CLOUD, MN	1:07.41	1:07.52		
:31.75 :35.77					
1) JONES, KELLY	14 KETTERING, OH	1:04.56		34) SOUPPA, KRISTIN	15 NAPERVILLE, IL
:30.60 :33.96				:32.45 :36.02	1:08.47
2) VALASCO, TRACI	16 N.OAKLAND CO, MI	1:04.81		35) SYKES, ERIN	17 ANNE ARUNDEL, MD
:30.69 :34.12				:32.14 :36.50	1:08.64
3) MOSCA, LAURA	15 PIEDMONT, VA	1:05.00		36) SCHERRER, JESSICA	16 GAITHERSBURG, MD
:30.46 :34.54				:32.37 :36.36	1:08.73
4) ANDERSON, CAITLIN	16 RALEIGH, NC	1:05.55		37) HUNCHAR, EMILY	17 BLOOMSBURG, PA
:30.71 :34.84				:32.44 :36.40	1:08.84
5) SLONAKER, KATE	16 SUMMIT AREA, NJ	1:06.18		38) NEIGHBORS, ASHLEY	14 ROANOKE, VA
:31.72 :34.46				:32.99 :35.91	1:08.90
6) GIBSE, KATE	16 MISSOURI VLY, ND	1:06.45		38) GREGGOR, CARY	17 BOISE, ID
:31.32 :35.13				:32.01 :36.89	1:08.90
7) WHITCOMB, WENDY	15 CHESHIRE, CT	1:06.67		40) BROCKMAN, BETSY JO	13 CLERMONT, OH
:31.19 :35.48				:32.52 :36.51	1:09.03
8) CLARK, CORRIE	14 UPR MAIN LINE, PA	1:06.82		41) DUERK, LAUREN	12 DEPTANCE, OH
:31.63 :35.19				:32.55 :36.57	1:09.12
9) MARTIN, JILL	16 ORLANDO, FL	1:07.05		41) KOSNIK, BRADY	15 N.OAKLAND CO, MI
:31.83 :35.22				:32.44 :36.68	1:09.12
10) PIERCE, ELIZABETH	18 MISSOURI VLY, ND	1:07.14		43) NISTA, MONICA	17 WILTON, CT
:32.00 :35.14				:32.18 :36.96	1:09.14
11) KEYES, SARAH	16 M.E. LYONS, OH	1:07.22		44) KNOPP, MELISSA	17 WAYNESBORO, VA
:32.20 :35.02				:33.13 :36.27	1:09.40
11) HEHN, KERRI	15 FARGO-MOORHEAD	1:07.22		45) VENEZIALE, LAURA	16 BURLINGTON, NJ
:32.21 :35.01				:32.52 :37.04	1:09.56
13) REDMON, ALLISON	17 PIEDMONT, VA	1:07.33		46) GERMIN, JULIE	15 WILTON, CT
:32.01 :35.32				:32.35 :37.26	1:09.61
14) ELLINGTON, MAGGIE	16 WILTON, CT	1:07.35		47) STALEY, KRIKA	16 MIAMI COUNTY, OH
:32.00 :35.35				:32.27 :37.37	1:09.64
15) SCHWANTZ, KELLY	17 St.CLOUD, MN	1:07.41		48) SCHWARTZ, BETHANN	20 ORLANDO, FL
:31.69 :35.72				:32.71 :36.94	1:09.65
16) CLARK, MEGAN	12 WINSTON-SALEM, NC	1:07.48		49) MCKENZIE, KATIE	16 LAKELAND HILL, NJ
:31.81 :35.67				:32.40 :37.26	1:09.66
17) SZUMERA, KRISTEN	18 RED BANK, NJ	1:07.54		50) PRINCE, STEPHANIE	16 BOISE, ID
:32.08 :35.46				:33.15 :36.55	1:09.70
18) WILKINSON, JILL	17 FRANKLIN, PA	1:07.70		51) BAILEY, NORLLE	17 KETTERING, OH
:31.21 :36.49				:33.00 :36.74	1:09.74
18) GARRATT, BETSY	15 HENSEL BECKMAN, VA	1:07.70		51) ANTONUCCI, MELINDA	17 BURLINGTON, VT
:31.68 :36.02				:32.77 :36.97	1:09.74
18) LAUX, JESSICA	16 WILTON, CT	1:07.70		53) KRISTIC, JELENA	13 FLUSHING YMCA, NY
:32.14 :35.56				:32.85 :36.91	1:09.76
21) LOWE, JENNIFER	17 MINOT, ND	1:07.72		54) WHITE, RACHEL	18 GAMBLE-NIPPERT, O
:31.81 :35.91				:32.29 :37.50	1:09.79
22) GRIFFIS, MEGHAN	17 WILTON, CT	1:07.76		55) CRATES, JILL	17 LIMA, OH
:32.08 :35.68				:32.60 :37.22	1:09.82
23) FRASCHILLA, LINDSAY	17 UPR MAIN LINE, PA	1:07.79		56) BECKER, ROBIN	14 NAPERVILLE, IL
:31.56 :36.23				:33.28 :36.59	1:09.87
24) FLICK, JAMIE	14 BLOOMSBURG, PA	1:07.82		57) SHEPARD, MEAGHAN	16 CATONSVILLE, MD
:32.45 :35.37				:32.38 :37.50	1:09.88
25) PURVIS, MEGHAN	17 SCHROEDER BR. WI	1:07.85		58) CHENEY, ADDIE	16 LIMA, OH
:31.64 :36.21				:33.05 :36.86	1:09.91
26) GARDNER, KATI	17 BLOOMSBURG, PA	1:07.95		59) LEEHIVE, KARA	18 LAKELAND HILL, NJ
:31.69 :36.26				:32.43 :37.52	1:09.95
27) BAILEY, KARLA	13 N.W.DUPAGE, IL	1:08.04		60) DLUGONSKI, DEIRDRE	14 WASHINGTON CO, PA
:31.78 :36.26				:33.07 :37.08	1:10.15
28) BIANCO, LIANE	12 HARRISBURG, W.SHO	1:08.08		61) KLINK, ELIZABETH	17 LAKELAND HILL, NJ
:31.79 :36.29				:33.38 :36.78	1:10.16
29) ERNST, EMILY	16 BIRMINGHAM, MI	1:08.10		61) LOCY, CATIE	14 APPLETON, WI
:31.94 :36.16				:33.70 :36.46	1:10.16
30) FINERAN, KERRIE	17 FORT WAYNE, IN	1:08.27		63) LIPOFF, SAMMY	15 ORLANDO, FL
:31.97 :36.30				:33.32 :36.90	1:10.22
31) GEPHART, JENNIFER	14 SOMERSET VLY, NJ	1:08.30		64) PLUMMER, MELISSA	15 NEWARK, DE
:32.29 :36.01				:33.17 :37.10	1:10.27
32) FRITZSCHE, ANN	18 BURLINGTON, NJ	1:08.38		65) HOLDER, BETSY	15 CHAMPAIGN, IL
:32.32 :36.06				:32.56 :37.76	1:10.32
33) SANDELL, JACKIE	18 McHENRY CO, IL	1:08.46		66) COLBORN, KELLY	15 WILTON, CT
:32.43 :36.03				:33.10 :37.29	1:10.39

( CONTINUED ON NEXT PAGE )

## EVENT: 35 WOMEN'S 100 YARDS BREASTSTROKE

(CONTINUED)

66)	IORIO, KRISTEN	14	CHESHIRE, CT	1:10.39	102)	TEUSINK, ASHLEY	15	SPRINGFIELD, OH	1:11.56
	:33.49 :36.90					:34.38 :37.18			
68)	KENNINGTON, HILLARY	14	SPRINGFIELD, OH	1:10.42	104)	GEE, ALLISON	15	RIDGEWOOD, NJ	1:11.61
	:32.92 :37.50					:33.68 :37.93			
69)	HIMMEL, DANA	18	DARIEN, CT	1:10.48	105)	HASSELSCHWERT, MEGAN	14	DEFIANCE, OH	1:11.65
	:33.16 :37.32					:33.52 :38.13			
70)	PAK, ALICE	16	SAN PEDRO, CA	1:10.52	105)	DUMBLETON, DANIKA	14	UPR MAIN LINE, PA	1:11.65
	:33.57 :36.95					:33.86 :37.79			
70)	GUZAUSKAS, LAUREN	14	OAK PARK, IL	1:10.52	107)	GOTSCHALL, STEPHANI	17	CAMBRIDGE, OH	1:11.67
	:33.09 :37.43					:33.37 :38.30			
72)	SMITH, KELLY	14	METRO MADISON, WI	1:10.62	107)	COLICH, TESSA	16	SAN PEDRO, CA	1:11.67
	:33.00 :37.62					:33.87 :37.80			
73)	SCHLICHER, ELIZABETH	15	LAKELAND HILL, NJ	1:10.67	109)	WRIGHT, ELIZBETH	16	KANKAKEE, IL	1:11.68
	:33.49 :37.18					:33.92 :37.76			
74)	WILLIAMS, ALYS	15	PIEDMONT, VA	1:10.68	110)	KATZ, LAUREN	14	FLUSHING YMCA, NY	1:11.86
	:33.21 :37.47					:33.62 :38.24			
74)	BURRELL, JANNA	15	BIRMINGHAM, MI	1:10.68	111)	POSTER, ELIZABETH	12	FRANKFORT, KY	1:11.92
	:33.25 :37.43					:33.25 :38.67			
76)	SPAULDING, CRISSY	14	FLINT, MI	1:10.75	112)	KROH, COURTNEY	15	BOYERTOWN, PA	1:11.97
	:33.24 :37.51					:33.49 :38.48			
76)	RADER, ASHLEY	15	STRATFORD, CT	1:10.75	113)	KOPISECKI, MEGAN	15	PHOENIXVILLE, PA	1:11.99
	:33.18 :37.57					:33.78 :38.21			
78)	HUNTER, KATIE	13	GAMBLE-NIPPERT, O	1:10.76	114)	SHARY, ELIZABETH	17	MONTCLAIR, NJ	1:12.00
	:33.21 :37.55					:33.85 :38.15			
79)	WILLIAMS, CHLSEY	14	CAMP CURTIN, PA	1:10.86	115)	SHORE, REBBCCA	14	SUMMIT AREA, NJ	1:12.12
	:32.61 :38.25					:34.06 :38.06			
80)	GRIFFITH, ALLISON	15	HAGERSTOWN, MD	1:10.87	116)	MARTIN, ARVINA	17	METRO MADISON, WI	1:12.16
	:32.84 :38.03					:33.48 :38.68			
81)	CUTLER, LAURA	13	WINSTON-SALEM, NC	1:10.97	117)	HACK, DANIELLE	16	CAMP CURTIN, PA	1:12.18
	:33.19 :37.78					:33.64 :38.54			
82)	HUTTER, MARISSA	16	PALISADES, CA	1:11.00	118)	ENGLERBROOK, KILA	12	CAMP CURTIN, PA	1:12.24
	:33.43 :37.57					:33.88 :38.36			
83)	FRAZIER, ALSTON	14	CENT. VIRGINIA	1:11.02	119)	ASPAAS, ALBCIA	15	MINOT, ND	1:12.25
	:33.79 :37.23					:33.12 :39.13			
84)	PICKAVANCE, LISA	19	HUNTINGTON, WV	1:11.03	120)	BARONE, LAURA	14	BURLINGTON, NJ	1:12.30
	:33.56 :37.47					:33.87 :38.43			
84)	HAHN, LESLIE	16	CENT. KENTUCKY	1:11.03	121)	KRALJIC, ELIZABETH	12	GTR. BERGEN, NJ	1:12.31
	:33.48 :37.55					:33.77 :38.54			
86)	BOICZYK, KATHERINE	17	WHEELER, CT	1:11.10	122)	BRENNAN, CALIB	14	N. OAKLAND CO, MI	1:12.32
	:33.10 :38.00					:33.91 :38.41			
87)	FAHS, STEPHANIE	13	CENT. KENTUCKY	1:11.13	123)	SCHALLER, BETH	14	BRAVER CREEK, OH	1:12.37
	:33.94 :37.19					:34.07 :38.30			
88)	SUDOL, ALLYSON	16	SOMERSET VLY, NJ	1:11.18	124)	HAUSER, PAULA	17	BLUE ASH, OH	1:12.43
	:32.96 :38.22					:33.53 :38.90			
89)	ECK, TARAH	15	KETTERING, OH	1:11.19	125)	ZENTMEYER, JESSICA	17	FANWOOD, NJ	1:12.45
	:33.40 :37.79					:33.13 :39.32			
90)	MORGAN, BARBARA	16	OCCAN COUNTY, NJ	1:11.23	126)	POGUE, NATALE	14	WILMINGTON, NC	1:12.56
	:33.17 :38.06					:34.29 :38.27			
90)	JOHNSON, MEGAN	16	RALEIGH, NC	1:11.23	127)	KELLER, JENNIFER	16	SCHROEDER BR. WI	1:12.59
	:33.97 :37.26					:34.48 :38.11			
92)	HARMOR, TEAGAN	14	GAITHERSBURG, MD	1:11.24	128)	LANGAN, SARAH	14	MONTCLAIR, NJ	1:12.61
	:33.63 :37.61					:33.30 :39.31			
93)	GARRISON, LAURA	15	CENT. KENTUCKY	1:11.28	129)	LADKY, CAROLINE	16	SCHROEDER BR. WI	1:12.63
	:33.28 :38.00					:33.76 :38.87			
94)	SKODA, ALEXIS	13	SOMERSET HLS, NJ	1:11.29	130)	OTWELL, ELIZABETH	16	RALEIGH, NC	1:12.69
	:34.00 :37.29					:34.35 :38.34			
95)	EWALD, ELLEN	14	TIPPIN, OH	1:11.30	131)	HILL, COURTNEY	14	SPRINGFIELD, OH	1:12.76
	:33.85 :37.45					:34.57 :38.19			
96)	FRISBER, MEGANNE	15	NEW CANAAN, CT	1:11.33	132)	COOPER, LINDSAY	14	WESTPORT, CT	1:12.77
	:34.12 :37.21					:34.23 :38.54			
97)	ADAMOVICH, BRIELLE	13	WHEELING, WV	1:11.37	133)	COES, EMILY	17	BATH AREA, ME	1:12.91
	:32.99 :38.38					:34.64 :38.27			
98)	HUGHES, MARGARET ANN	14	WILMINGTON, NC	1:11.45	134)	FOLTMAN, MBLISSA	15	N.W. DUPAGE, IL	1:13.22
	:33.77 :37.68					:33.97 :39.25			
99)	LOHR, DANA	14	WESTERLY, RI	1:11.48	135)	CRICK, JESSIE	15	BURLINGTON, NJ	1:13.30
	:33.72 :37.76					:33.22 :40.08			
100)	WENNING, JENNIFER	18	GAITHERSBURG, MD	1:11.50	136)	WELSH, COURTNEY	17	MORRIS CENTER, NJ	1:13.40
	:33.75 :37.75					:34.72 :38.68			
101)	KVCZMARSKI, KATIE	13	NEWARK, DE	1:11.54	137)	NOON, AMY	15	RALEIGH, NC	1:13.46
	:33.68 :37.86					:34.71 :38.75			
102)	INGRAM, LRAH	15	N. OAKLAND CO, MI	1:11.56	138)	ALCAIDE, KATRINE	15	BATH AREA, ME	1:13.48
	:33.88 :37.68					:33.42 :40.06			

(CONTINUED ON NEXT PAGE)

EVENT: 35 WOMEN'S 100 YARDS BREASTSTROKE

(CONTINUED)

139) BERLIN, LAUREN	16 N.OAKLAND CO, MI	1:13.51	143) BABCOCK, LINDSEY	13 DAYTONA BEACH Y	1:14.06
:34.61 :38.90			:34.41 :39.65		
140) BROCK, LESLIE	16 APPLETON, WI	1:13.76	144) STOKES, CRYSTAL	16 WILMINGTON, NC	1:14.17
:34.55 :39.21			:34.31 :39.86		
141) JONES, KELLI	16 YOUNGSTOWN, OH	1:13.82	145) KRUPER, SAMANTHA	15 CAMP CURTIN, PA	1:14.64
:34.25 :39.57			:35.10 :39.54		
142) KNOX, SUSANNAH	13 MONTCLAIR, NJ	1:13.96	146) MARCINKOSKI, LISA	17 GAITHERSBURG, MD	1:15.39
:34.27 :39.69			:35.04 :40.35		

EVENT : 36 MEN'S 100 YARDS BREASTSTROKE  
 NATIONAL RECORD :54.76 J. LINN HARRISBURG E., P 1994  
 QUALIFYING FOR NATIONALS 1:03.39

\*\*\*\*\*

APRIL 11, 1997

\*\*\*\*\*

PLACE	NAME	YEAR	TEAM	TRIALS	FINAL
CHAMPIONSHIP FINAL					
1)	IHLENFELD, MATT	18	N.W.DUPAGE, IL	:57.93	:56.49
	:26.23 :30.26				
2)	ESPOSITO, JAMES	17	FLUSHING YMCA, NY	:57.78	:57.11
	:27.04 :30.07				
3)	MERRILL, DANIEL	16	GAITHERSBURG, MD	:58.68	:57.81
	:27.17 :30.64				
4)	RHINE, JUSTIN	16	ORLANDO, FL	:58.33	:58.04
	:27.65 :30.39				
5)	KIRK, JOHN	18	M.E. LYONS, OH	:58.25	:58.17
	:27.46 :30.71				
6)	CLARK, GRANT	18	UPR MAIN LINE, PA	:58.25	:58.28
	:27.48 :30.80				
7)	WARE, KYLE	18	FAIRFIELD, OH	:59.17	:58.82
	:27.22 :31.60				
8)	POSTER, ROBBIE	15	FRANKFORT, KY	:59.23	:59.12
	:27.83 :31.29				

CONSOLATION FINAL

9)	FIDEN, DREW	17	KETTERING, OH	:59.63	:58.31
	:27.26 :31.05				
10)	MESCHKE, DAVE	17	RALEIGH, NC	:59.31	:59.21
	:27.81 :31.40				
11)	DUDA, NICHOLAS	17	DEARBORN, MI	:59.44	:59.23
	:27.74 :31.49				
12)	GRANT, RASSAN	14	ORLANDO, FL	:59.52	:59.43
	:28.13 :31.30				
13)	CASSELLA, RYAN	15	CHESHIRE, CT	:59.62	:59.66
	:27.77 :31.89				
14)	MARX, MIKE	17	SCHROEDER BR. WI	:59.90	:59.98
	:27.89 :32.09				
15)	ELIASZEWSKYJ, MYCHAJ	17	CANANADAIGUA, NY	1:00.13	1:00.85
	:28.26 :32.59				
16)	IGNACIO, PHILLIP	18	SAN PEDRO, CA	1:00.13	1:01.14
	:28.83 :32.31				

RESULTS OF SWIM OFF EVENT 36  
 MEN'S 100 BREASTSTROKE

BARTON, KEN CHESHIRE, CT 59.68  
 HUBER, TOM POWEL CROSLLEY, OH 59.72

1)	ESPOSITO, JAMES	17	FLUSHING YMCA, NY	:57.78	10) DUDA, NICHOLAS	17	DEARBORN, MI	:59.44	
	:27.28 :30.50							:27.64 :31.80	
2)	IHLENFELD, MATT	18	N.W.DUPAGE, IL	:57.93	11)	GRANT, RASSAN	14	ORLANDO, FL	:59.52
	:27.18 :30.75							:28.42 :31.10	
3)	KIRK, JOHN	18	M.E. LYONS, OH	:58.25	12)	CASSELLA, RYAN	15	CHESHIRE, CT	:59.62
	:27.77 :30.48							:27.86 :31.76	
3)	CLARK, GRANT	18	UPR MAIN LINE, PA	:58.25	13)	FIDEN, DREW	17	KETTERING, OH	:59.63
	:27.74 :30.51							:27.93 :31.70	
5)	RHINE, JUSTIN	16	ORLANDO, FL	:58.33	14)	MARX, MIKE	17	SCHROEDER BR. WI	:59.90
	:27.87 :30.46							:28.63 :31.27	
6)	MERRILL, DANIEL	16	GAITHERSBURG, MD	:58.68	15)	ELIASZEWSKYJ, MYCHAJ	17	CANANADAIGUA, NY	1:00.13
	:27.58 :31.10							:28.15 :31.98	
7)	WARE, KYLE	18	FAIRFIELD, OH	:59.17	15)	IGNACIO, PHILLIP	18	SAN PEDRO, CA	1:00.13
	:27.77 :31.40							:28.57 :31.56	
8)	POSTER, ROBBIE	15	FRANKFORT, KY	:59.23	17)	BARTON, KEN	18	CHESHIRE, CT	1:00.23
	:28.34 :30.89							:28.31 :31.92	
9)	MESCHKE, DAVE	17	RALEIGH, NC	:59.31	18)	HUBER, TOM	17	POWEL CROSLLEY, OH	1:00.23
	:28.06 :31.25							:28.49 :31.74	

( CONTINUED ON NEXT PAGE )

## EVENT: 36 MEN'S 100 YARDS BREASTSTROKE

(CONTINUED)

19) MAURER, CHRIS	15	READING, PA	1:00.32	55) BOLLER, ERIC	15	GAMBLE-NIPPERT,0	1:02.70
:28.52 :31.80				:29.56 :33.14			
20) FORREST, CHRIS	17	APPLETON, WI	1:00.37	56) COMER, KEVIN	18	GAMBLE-NIPPERT,0	1:02.78
:28.40 :31.97				:29.29 :33.49			
21) PYLE, DANNY	17	RAPPAHANNOCK, VA	1:00.42	56) ELZER, ADAM	16	RED BANK, NJ	1:02.78
:28.63 :31.79				:28.90 :33.88			
22) DUMOND, TREVOR	15	M.E. LYONS, OH	1:00.45	58) CLIFFORD, ADAM	17	OIL CITY, PA	1:02.89
:28.44 :32.01				:29.42 :33.47			
23) RIEBEL, MARK	16	FAIRFIELD, OH	1:00.46	59) BOSSERT, PAUL	16	GTR.TOPEKA, KS	1:02.95
:28.43 :32.03				:29.51 :33.44			
24) DISSEL, LOUIS	17	FAIRFIELD, OH	1:00.67	59) FIRST, GLENN	18	LIMA, OH	1:02.95
:28.16 :32.51				:29.70 :33.25			
25) HOLCOMB, BRETT	17	N.OAKLAND CO, MI	1:00.97	61) FLEISCHMANN, PHIL	16	RALEIGH, NC	1:02.96
:29.15 :31.82				:29.67 :33.29			
26) NEUBAUER, IAN	16	BLUE ASH, OH	1:00.98	62) STINGER, PATRICK	16	HATBORO, PA	1:03.04
:29.05 :31.93				:29.38 :33.66			
27) MURPHY, THOMAS	17	LAKELAND HILL, NJ	1:00.99	63) YEUNG, KENT	17	FLUSHING YMCA, NY	1:03.05
:28.32 :32.67				:29.77 :33.28			
28) BOND, ERIC	17	ANNE ARUNDEL, MD	1:01.06	64) GRIFFITH, NICKOLAS	18	SOUTHSIDE, VA	1:03.06
:28.42 :32.64				:29.82 :33.24			
29) MacDONALD, CONOR	16	RED BANK, NJ	1:01.14	65) TRUPIN, DAN	13	CHAMPAIGN, IL	1:03.24
:29.03 :32.11				:29.76 :33.48			
30) HACK, JOSH	15	ANN ARBOR, MI	1:01.19	65) ROBISON, ZACH	17	KISHWAUKEE, IL	1:03.24
:29.40 :31.79				:29.56 :33.68			
31) ROEHL, BILL	18	SCRANTON, PA	1:01.27	67) McWAY, MICHAEL	15	CHAPEL HILL, NC	1:03.25
:28.78 :32.49				:29.98 :33.27			
32) KITKO, PAUL	17	BLUE ASH, OH	1:01.33	68) O'CONNOR, STEPHAN	18	SCRANTON, PA	1:03.27
:29.22 :32.11				:29.95 :33.32			
33) KERN, DAVID	17	FREERHOLD, NJ	1:01.53	69) REHEIS, MATTHEW	15	SUMMIT AREA, NJ	1:03.41
:28.95 :32.58				:29.68 :33.73			
34) FRAZIER, FORREST	16	CENT.VIRGINIA	1:01.61	70) DICKENSON, TRAVIS	16	HENSEL ECKMAN, VA	1:03.45
:28.80 :32.81				:29.75 :33.70			
35) PEPPER, JERRY	17	DOVER, DE	1:01.96	71) ELAM, JOHN	16	FRANKFORT, KY	1:03.47
:28.87 :33.09				:29.63 :33.84			
36) RUSSO, WILL	17	M.E. LYONS, OH	1:02.02	72) POREMBKA, MATT	18	LAUREL HIGHLANDS	1:03.52
:28.85 :33.17				:29.83 :33.69			
37) SAVIDGE, ROBERT	18	POCONO, PA	1:02.09	73) PRICE, JON-MYCKLE	17	CASS COUNTY, IN	1:03.55
:28.64 :33.45				:29.87 :33.68			
38) BFIRD, DAVID	18	ROWAN COUNTY, NC	1:02.15	74) HELLER, SHAWN	17	SOUTHINGTON, CT	1:03.68
:29.07 :33.08				:29.90 :33.78			
39) DAIGNEAULT, ADAM	17	BATH AREA, ME	1:02.20	75) HODGES, RODERICK	17	CENTRAL MARYLAND	1:03.71
:28.76 :33.44				:29.61 :34.10			
40) HOLLAND, JONATHAN	17	N.OAKLAND CO, MI	1:02.21	76) BLAIR, NATHANIEL	17	OAK PARK, IL	1:03.77
:29.01 :33.20				:30.46 :33.31			
40) SMYSER, TIM	18	NAPERVILLE, IL	1:02.21	77) ZSUPPAN, LOCI	16	CHAPEL HILL, NC	1:03.78
:29.05 :33.16				:30.06 :33.72			
42) KENNEDY, SEAN	18	N.W.DUPAGE, IL	1:02.23	78) OATES, JUSTIN	17	RALEIGH, NC	1:03.79
:29.02 :33.21				:30.33 :33.46			
43) ALLEN, QUINT	17	BOISE, ID	1:02.26	79) TUCKER, BOBBY	15	WHEELING, WV	1:03.85
:29.84 :32.42				:30.07 :33.78			
44) SAYCE, TAD	16	NASHUA, NH	1:02.32	80) HAMMOND, MATT	18	WESTFIELD, NJ	1:03.90
:29.25 :33.07				:29.84 :34.06			
45) LANDMAN, BOBBY	15	RALEIGH, NC	1:02.36	81) BOIRE, JASON	16	NASHUA, NH	1:03.96
:29.63 :32.73				:29.68 :34.28			
46) SZABO, DOMINICK	14	BOYERTOWN, PA	1:02.40	82) HANSEN, MATTHEW	17	RED BANK, NJ	1:04.07
:29.37 :33.03				:30.34 :33.73			
46) DOUGLASS, BEN	15	MARIETTA, OH	1:02.40	83) CHALFANT, DUSTIN	15	GTR.TOPEKA, KS	1:04.18
:29.53 :32.87				:30.44 :33.74			
48) GASAWAY, ZACH	16	OLD TOWN, ME	1:02.42	84) MISUSACA, STEVE	16	SOUTH OAKLAND, MI	1:04.21
:29.95 :32.47				:30.75 :33.46			
49) TROYAN, JEFF	16	POTTSTOWN, PA	1:02.51	85) WATRAL, EDDIE	17	VINELAND, NJ	1:04.30
:29.09 :33.42				:30.04 :34.26			
49) MARK, RUSSELL	17	FLUSHING YMCA, NY	1:02.51	86) BALS, JOHN	16	MICHIANA YMCA, IN	1:04.32
:29.02 :33.49				:30.46 :33.86			
51) UNGER, JEREMY	16	TRI-VALLEY, PA	1:02.55	87) CLARK, GARRETT	18	MIDDLEBORO, MA	1:04.40
:29.14 :33.41				:29.73 :34.67			
52) DADE, SHAWN	16	FRANKFORT, KY	1:02.59	88) REMALY, GREG	16	BLOOMSBURG, PA	1:04.42
:29.91 :32.68				:30.22 :34.20			
53) ANDERSON, SHAWN	18	GTR.JOHNSTOWN, PA	1:02.61	89) CLOKEY, CHRIS	15	M.E. LYONS, OH	1:04.47
:29.47 :33.14				:30.57 :33.90			
54) KUETTLER, JOHN	17	N.W.DUPAGE, IL	1:02.66	90) CHARLES, NATHAN	17	LEBANON, PA	1:04.50
:29.64 :33.02				:30.07 :34.43			

( CONTINUED ON NEXT PAGE )

EVENT: 36 MEN'S 100 YARDS BREASTSTROKE

(CONTINUED)

91) PLAKODAS, STEVEN	17	RED BANK, NJ	1:04.56	96) KINNEY, STEPHAN	15	FAIRFIELD, CT	1:05.11
:29.97 :34.59				:30.33 :34.78			
92) EBERTOWSKI, JIMMY	14	SOUTHSIDE, VA	1:04.58	98) WALLACE, TIMOTHY	16	CATONSVILLE, MD	1:05.12
:30.34 :34.24				:29.88 :35.24			
93) UMBRIAC, NATHAN	15	MILTON BRANCH, PA	1:04.62	99) AHN, BRIAN	16	CRESCENTA-CANADA	1:05.26
:30.01 :34.61				:30.48 :34.78			
94) MEYERS, JAMES	14	SOMERSET HLS, NJ	1:04.71	GALISSON, DIRK	17	LAKELAND HILL, NJ	DISQUAL
:30.59 :34.12				:00.00 DISQUAL			
95) SCHWANHAUSSER, STEVE	16	WILTON, CT	1:04.82	HOPMANN, JEFF	17	CENT. VIRGINIA	DISQUAL
:30.21 :34.61				:29.16 DISQUAL			
96) SCHVETZ, CHRIS	15	GENEVA LAKES, WI	1:05.11				
:30.31 :34.80							

EVENT : 37 WOMEN'S 400 YARDS MEDLEY RELAY  
 NATIONAL RECORD 3:45.71 HOUSTON, TX  
 QUALIFYING FOR NATIONALS 4:17.29

\*\*\*\*\*  
 1993

APRIL 11, 1997 \*\*\*\*\*

PLACE	NAME	YEAR	TEAM	TRIALS	FINAL
<b>CHAMPIONSHIP FINAL</b>					
1)	BLOOMSBURG, PA WOMEN			3:56.52	3:52.04
1)	WILLIAMS, STEFANIE	17		:27.63	3) LUSCHAS, MARY
				:28.94	17
2)	FLICK, JAMIE	14		:31.34	4) PERRUQUET, JESSI
				:35.60	15
2)	M.B. LYONS WOMEN			3:56.28	3:52.15
1)	BRESSER, EMILY	17		:28.21	3) ROSS, LEAH
				:29.35	15
2)	KEYES, SARAH	16		:31.08	4) WAKESHAM, ABBY
				:34.91	15
3)	ORLANDO, FL WOMEN			3:56.76	3:52.91
1)	WATKINS, CHRISTY	15		:28.23	3) BOSEVSKA, MIRJANA
				:30.14	15
2)	MARTIN, JILL	16		:30.79	4) LIZZILO, JESSICA
				:35.29	15
4)	SCHROEDER BR, WI WOM			3:57.46	3:53.89
1)	MICKSCHL, AMY	18		:28.96	3) HIGHSTROM, LINDSEY
				:29.87	15
2)	PURVIS, MEGHAN	17		:30.40	4) KELLEY, HEATHER
				:35.32	16
5)	WILTON, CT WOMEN			3:58.81	3:54.42
1)	MOORE, LAUREN	16		:28.39	3) O'CONNELL, LINDSEY
				:30.55	17
2)	ELLINGTON, MAGGIE	16		:30.97	4) DUGGAN, NICOLE
				:35.21	18
6)	RALEIGH, NC WOMEN			3:56.73	3:54.89
1)	STOCKS, BAKER	15		:28.53	3) BAICY, SARAH
				:29.94	16
2)	ANDERSON, CAITLIN	16		:29.92	4) STONE, DANLEY
				:34.81	16
7)	WESTPORT, CT WOMEN			3:57.44	3:57.21
1)	ROORBACH, KRISTEN	16		:28.19	3) MOYNIHAN, CARAGH
				:29.45	17
2)	FENN, MEGHAN	17		:31.44	4) FENN, EMILY
				:36.23	15
8)	CHESHIRE, CT WOMEN			3:59.07	3:59.15
1)	FOELL, KATIE	17		:29.60	3) FIORE, KIM
				:31.51	14
2)	WHITCOMB, WENDY	15		:30.73	4) BOWMAN, SARAH
				:35.85	15

( CONTINUED ON NEXT PAGE )



CONSOLATION FINAL

9) N.OAKLAND CO, MI WOM		3:59.35		3:56.78
1) MOORHEAD, KIM 17	:29.05	3) MacDONALD, JENNIFER 17	:27.35	
	:30.83		:32.38	
2) VALASCO, TRACI 16	:29.70	4) SPIRO, ERIN 15	:25.77	
	:34.10		:27.60	
10) UPR MAIN LINE, PA WOM		4:01.13		3:56.93
1) CACCIA, EMILY 16	:29.45	3) CLARK, CORRIE 14	:26.48	
	:30.80		:31.19	
2) FRASCHILLA, LINDSAY 17	:29.84	4) NELSON, KRISTIN 16	:25.51	
	:35.52		:28.14	
11) CHAMPAIGN, IL WOMEN		3:59.41		3:58.78
1) KELLER, CHRISTINE 15	:27.85	3) BROMBAUGH, MEGAN 13	:26.59	
	:28.93		:32.15	
2) HOLDER, BETSY 15	:32.46	4) ANDERSON, ASHLEE 13	:24.87	
	:38.31		:27.62	
12) ANNE ARUNDEL, MD WOM		4:00.83		3:59.00
1) BODINE, LAURA 16	:29.35	3) KOS, SARAH 17	:27.11	
	:30.90		:31.51	
2) SYKES, ERIN 17	:31.29	4) SCHAFFER, SARAH 15	:25.04	
	:36.08		:27.72	
13) SPARTANBURG, SC WOM		4:01.92		3:59.25
1) BRIDGES, BROOKE 12	:29.25	3) ORR, MISSY 16	:27.82	
	:30.59		:32.21	
2) BOURGEOIS, AMANDA 15	:31.51	4) ADAMS, KRISTEN 17	:24.63	
	:36.08		:27.16	
14) BIRMINGHAM, MI WOMEN		4:01.55		3:59.51
1) JOHNSON, SARA 14	:27.97	3) WILLIAMS, LISA 15	:27.83	
	:29.75		:33.57	
2) ERNST, EMILY 16	:31.28	4) KAZNECKI, LAURA 15	:25.62	
	:36.26		:27.23	
15) RED BANK, NJ WOMEN		4:01.10		3:59.55
1) PINTHER, DANA 17	:29.09	3) McGRATH, ERIN 17	:27.62	
	:30.66		:31.91	
2) SZUMERA, KRISTEN 18	:31.67	4) SCHWARTZ, RACHEL 17	:25.24	
	:35.81		:27.55	
16) MISSOURI VLY, ND WOM		4:00.64		4:00.09
1) HAUNZ, LISA 16	:29.16	3) PIERCE, ELIZABETH 18	:27.23	
	:30.56		:31.90	
2) GIESE, KATE 16	:31.31	4) LITTLE, LAUREN 16	:26.41	
	:35.53		:27.99	
1) M.E. LYONS WOMEN		3:56.28		4) ORLANDO, FL WOMEN
1) BRSSER, EMILY 17	:28.89	3) ROSS, LRAH 15	:27.07	1) WATKINS, CHRISTY15
	:29.76		:30.97	:28.80
2) KEYES, SARAH 16	:31.67	4) WAKKHAM, ABBY 15	:24.98	2) MARTIN, JILL 16
	:36.24		:26.70	:31.43
				:36.24
2) BLOOMSBURG, PA WOMEN		3:56.52		5) WESTPORT, CT WOMEN
1) WILLIAMS, STEFAN17	:28.05	3) LUSCHAS, MARY 17	:27.20	1) ROORBACH, KRISTE16
	:29.56		:31.89	:28.44
2) FLICK, JAMIE 14	:31.94	4) PERRUQUET, JESSI15	:24.35	2) FENN, MEGHAN 17
	:36.49		:27.04	:31.55
				:36.46
3) RALEIGH, NC WOMEN		3:56.73		6) SCHROEDER BR, WI WOM
1) SODERBERG, VIRGI17	:29.07	3) BAICY, SARAH 16	:27.75	1) STAPLETON, EMILY14
	:30.37		:31.99	:29.12
2) ANDERSON, CAITLI16	:30.39	4) STONE, DANLEY 16	:25.18	2) PURVIS, MEGHAN 17
	:34.55		:27.43	:31.22
				:36.44
				3) HIGHSTROM, LINDS15
				:26.03
				:30.51
				4) KELLEY, HEATHER 16
				:25.55
				:27.72

( CONTINUED ON NEXT PAGE )

EVENT: 37 WOMEN'S 400 YARDS MEDLEY RELAY		(CONTINUED)					
7) WILTON, CT WOMEN		3:58.81	19) LAKELAND HILL, NJ WOMEN	4:03.03			
1) CONDON, ERIN 17	:30.01	3) O'CONNELL, LINDS17	:27.35	1) SUTTON, JOCELYN 17	:29.39	3) NOLAN, ELAINE 15	:27.34
	:30.71		:31.21		:31.13		:32.89
2) ELLINGTON, MAGGI16	:31.12	4) DOGGAN, NICOLE 18	:24.77	2) MCKENZIE, KATIE 16	:31.15	4) WOYNKROWSKI, CAR17	:25.41
	:36.84		:26.80		:37.35		:28.37
8) CHESHIRE, CT WOMEN		3:59.07	20) HUNTINGTON, WV WOMEN	4:03.63			
1) FORLL, KATIE 17	:29.64	3) FIORE, KIM 14	:26.57	1) WEBB, MELISSA 13	:30.83	3) SCHEIRMAN, JO EL17	:27.26
	:31.37		:31.59		:31.60		:31.95
2) WHITCOMB, WENDY 15	:31.10	4) BOWMAN, SARAH 15	:25.05	2) OLSON, MELISSA 18	:31.38	4) CIPOLETTI, ELLEN18	:26.52
	:35.74		:28.01		:35.10		:28.99
9) N.OAKLAND CO, MI WOM		3:59.35	21) KETTERING, OH WOMEN	4:03.86			
1) MOORHEAD, KIM 17	:29.27	3) MacDONALD, JENNI17	:27.78	1) BLASIK, AMANDA 17	:30.26	3) HEMMELGARN, HOLL18	:28.41
	:30.75		:32.38		:32.71		:33.00
2) VALASCO, TRACI 16	:30.19	4) SPIRO, ERIN 15	:26.25	2) JONES, KELLY 14	:29.92	4) WOBSSNER, SUSAN 16	:26.42
	:34.46		:28.27		:34.11		:29.03
10) CHAMPAIGN, IL WOMEN		3:59.41	22) NAPERVILLE, IL WOMEN	4:04.13			
1) KELLER, CHRISTINI15	:27.89	3) BROMBAUGH, MEGAN13	:27.13	1) O'FALLON, SARA 16	:29.15	3) TRIEBE, NICOLE 14	:28.36
	:28.78		:32.06		:30.30		:33.52
2) HOLDER, BETSY 15	:33.33	4) ANDERSON, ASHLEE13	:25.01	2) SOUPPA, KRISTIN 15	:32.23	4) WOYTOWYCH, DRE D15	:25.68
	:37.46		:27.75		:35.99		:28.90
11) MISSOURI VLY, ND WOM		4:00.64	23) GAMBLE-NIPPERT WOMEN	4:04.72			
1) HAUNZ, LISA 16	:29.17	3) PIERCE, ELIZABET18	:27.66	1) LYMAN, JENNY 15	:30.06	3) SANDER, KRISTIN 17	:27.79
	:29.96		:31.71		:31.38		:32.33
2) GIESE, KATE 16	:31.70	4) LITTLE, LAUREN 16	:26.11	2) WHITE, RACHEL 18	:31.78	4) GRIFFITH, LAUREN15	:25.87
	:36.03		:28.30		:37.67		:27.84
12) ANNE ARUNDEL, MD WOM		4:00.83	24) FLUSHING YMCA, NY WOM	4:04.75			
1) BODINE, LAURA 16	:29.78	3) KOS, SARAH 17	:27.55	1) CARROLL, ERICA 17	:29.64	3) MADONIA, CLAIRE 18	:27.31
	:30.91		:31.64		:30.89		:33.06
2) SYKES, ERIN 17	:31.22	4) SCHAPPER, SARAH 15	:25.52	2) KRISTIC, JELENA 13	:32.57	4) MADONIA, REGAN 16	:25.35
	:36.39		:27.82		:37.36		:28.57
13) RED BANK, NJ WOMEN		4:01.10	25) GTR.TOPEKA, KS WOMEN	4:05.11			
1) PINTHER, DANA 17	:29.11	3) McGRATH, ERIN 17	:27.40	1) DUDLEY, TIFFANY 18	:29.41	3) SOKOLOWSKI, ERIK15	:29.12
	:30.58		:31.65		:31.70		:32.85
2) SZUMERA, KRISTEN18	:32.11	4) SCHWARTZ, RACHEL17	:25.52	2) DUDLEY, KELLI 15	:32.08	4) MERRIAM, KATIE 15	:25.35
	:36.54		:28.19		:36.92		:27.68
14) UPR MAIN LINE, PA WOM		4:01.13	26) WILMINGTON, NC WOMEN	4:06.05			
1) CACCIA, EMILY 16	:30.14	3) CLARK, CORRIE 14	:27.03	1) GOTTSCHALK, ERIN12	:30.73	3) HONMA, KRISTEN 15	:27.66
	:30.99		:31.48		:32.56		:31.93
2) FRASCHILLA, LIND17	:30.97	4) NELSON, KRISTIN 16	:25.49	2) HUGHES, MARGARET14	:33.08	4) CURRAN, CAROLINE15	:24.63
	:36.40		:28.63		:38.04		:27.42
15) BIRMINGHAM, MI WOMEN		4:01.55	27) PIEDMONT, VA WOMEN	4:07.00			
1) KAZNECKI, LAURA 15	:30.01	3) JOHNSON, SARA 14	:27.25	1) WILLIAMS, DAWN 18	:31.41	3) SNYDER, HEATHER 17	:29.32
	:31.03		:31.60		:33.35		:33.04
2) ERNST, EMILY 16	:31.13	4) GROTH, ELIZABETH16	:25.54	2) REDMON, ALLISON 17	:31.48	4) MOSCA, LAURA 15	:25.11
	:36.36		:28.63		:35.46		:27.83
16) SPARTANBURG, SC WOM		4:01.92	28) SARASOTA, FL WOMEN	4:07.12			
1) BRIDGES, BROOKE 12	:29.19	3) ORR, MISSY 16	:27.87	1) WILHELM, HELENA 16	:29.86	3) SCHAFER, KYLIE 13	:28.10
	:30.78		:32.08		:31.08		:32.18
2) BOURGEOIS, AMAND15	:32.22	4) ADAMS, KRISTEN 17	:24.76	2) SWEETING, KELLI 15	:33.05	4) CALKINS, TRICIA 17	:26.03
	:37.10		:27.92		:37.82		:29.00
17) N.W.DUPAGE, IL WOMEN		4:02.25	29) SOUTHSIDE, VA WOMEN	4:07.47			
1) PRASLEE, EMILY 15	:30.07	3) NICHOLSON, KATIE14	:27.27	1) SMITH, ALICIA 14	:29.54	3) ANDREWS, JAMIE 15	:28.06
	:31.08		:32.14		:31.24		:32.43
2) BAILEY, KARLA 13	:31.57	4) SISSENER, KRISTE14	:25.91	2) GILL, ANNIE 15	:33.09	4) GRIFFIN, JENNIFER18	:26.06
	:36.47		:27.74		:38.22		:28.83
18) WINSTON-SALEM, NC WOM		4:02.30	30) CENT.VIRGINIA WOMEN	4:07.52			
1) DeLONG, JENNIFER17	:29.24	3) ANDREWS, MEGAN 15	:27.87	1) DOYLE, SUSANNAH 15	:29.69	3) WHITLEY, ELEANOR15	:28.31
	:30.40		:31.91		:30.95		:33.28
2) CLARK, MEGAN 12	:31.72	4) PATE, VIRGINIA 14	:25.87	2) CHIPLEY, CARY 18	:33.54	4) MARSH, JORDAN 16	:25.60
	:36.77		:28.52		:37.79		:28.36

( CONTINUED ON NEXT PAGE )

EVENT: 37 WOMEN'S 400 YARDS MEDLEY RELAY (CONTINUED)

31) RIDGEWOOD, NJ WOMEN 1) DAVIES, ABBIE 14 :29.39 :31.02 2) GEE, ALLISON 15 :33.12 :37.76	4:08.04 3) PELUSE, ANGIE 18 :27.78 :32.31 4) KENNEDY, JILLIAN14 :26.38 :30.28	43) GAITHERSBURG WOMEN 1) YEH, LINDA 18 :29.96 :33.01 2) SCHERER, JESSICA16 :32.37 :37.38	4:10.44 3) DOUGLAS, CAROLINI17 :29.05 :33.44 4) HARMOR, TRAGAN 14 :26.18 :29.05
32) S.E.GRAND RAPIDS, MI 1) SEXTON, KELLY 15 :30.08 :31.91 2) MCKENZIE, ELLEN 14 :33.59 :38.22	4:08.35 3) STRAUSS, PEGGY 17 :28.47 :32.80 4) FLIKKEMA, KATE 17 :25.46 :27.82	44) SOMERSET, NJ WOMEN 1) MEYERS, JULIE 16 :29.89 :31.20 2) SKODA, ALEXIS 13 :34.04 :36.82	4:10.67 3) CHAN, IRENE 15 :29.83 :33.99 4) SCHEPPKE, KATE 17 :26.22 :28.68
33) ANN ARBOR, MI WOMEN 1) KIERAS, JESSICA 16 :31.04 :31.64 2) WINKELHAUS, KATI14 :31.95 :36.79	4:08.53 3) LADEWSKI, KATIE 13 :28.05 :33.26 4) BEDOLLA, LINDSAY14 :26.57 :29.23	45) WAYNESBORO, VA WOM 1) MATTHEWS, MELANI15 :30.23 :31.38 2) KNOPP, MELISSA 17 :32.26 :36.65	4:10.94 3) GLOVER, BETHANY 14 :30.02 :34.48 4) SNYDER, AUTUM 15 :27.29 :28.63
34) SUMMIT AREA, NJ WOM 1) FAY, KATIE 15 :30.79 :32.68 2) SHORE, REBECCA 14 :33.28 :38.33	4:08.84 3) QUETEL, RENEE 15 :28.25 :32.14 4) SLONAKER, KATE 16 :25.81 :27.56	45) HARFORD CO, MD WOMEN 1) CATTELL, CINDY 17 :32.55 :34.58 2) EYLER, MEREDITH 16 :33.73 :38.72	4:10.94 3) GOODWIN, BETH 17 :25.77 :30.16 4) GYOLAI, CATHY 16 :26.07 :29.36
35) BURLINGTON, NJ WOMEN 1) FRITZSCHE, KATHER16 :30.11 :32.48 2) FRITZSCHE, ANN 18 :32.82 :37.09	4:08.87 3) GIRMAN, JULIA 16 :27.89 :33.91 4) GARDINER, LINDSA16 :26.05 :28.52	47) METRO MADISON, WI WOM 1) SCHULZ, ELLEN 17 :30.04 :32.63 2) SMITH, KELLY 14 :32.55 :38.13	4:10.98 3) DEWINKEL, MADELA16 :28.54 :32.77 4) LIEBMANN, KATIE 14 :26.70 :29.62
36) MCHENRY CO, IL WOMEN 1) METROPULOS, STAC17 :30.45 :32.59 2) SANDELL, JACKIE 18 :32.58 :36.82	4:09.30 3) MACARI, MOLLY 16 :28.49 :33.59 4) WISNIEWSKI, HOLL16 :26.43 :28.35	48) MONTCLAIR, NJ WOMEN 1) HECKING, KELLY 17 :29.19 :31.21 2) SHARY, ELIZABETH17 :33.58 :39.68	4:11.47 3) WALSH, KELLY 15 :28.87 :33.45 4) ASHENFELTER, LYN14 :26.23 :29.26
37) HARRISBURG, W.SHO WOM 1) DUKE, MARY 15 :30.76 :32.55 2) BIANCO, LIANE 12 :31.73 :37.08	4:09.44 3) FISHER, SARAH 12 :29.41 :33.99 4) GROVER, MOLLIE 15 :25.83 :28.09	49) APPLETON, WI WOM 1) GUSTAFSON, SHANN16 :30.38 :32.66 2) LOCY, CATIE 14 :33.77 :37.18	4:11.51 3) ADAMS, CORTNEE 15 :27.15 :32.73 4) BROCK, LESLIE 16 :27.29 :30.35
38) ROANOKE, VA WOMEN 1) PONDER, BROOKE 18 :30.67 :32.12 2) NEIGHBORS, ASHLR14 :32.53 :36.75	4:09.47 3) SPRADLIN, JAMIE 15 :28.73 :33.80 4) SNEAD, MARTHA 13 :25.21 :29.66	50) PARKERSBURG, WV WOM 1) CONE, KAREN 16 :29.03 :30.86 2) KOEGLER, DANIELL16 :34.15 :40.55	4:11.65 3) ALT, CATHY 16 :28.80 :32.66 4) BARTOSZEK, JANE 15 :26.30 :29.30
39) NEWARK, DE WOMEN 1) ANDRUSKIEWICZ, A15 :30.65 :31.86 2) PLUMMER, MELISSA15 :33.25 :37.31	4:09.81 3) KVCZMARSKI, KATI13 :28.46 :33.18 4) TURNER, JILL 16 :26.21 :28.89	51) SOMERSET VLY, NJ WOM 1) GEPHART, JACKIE 17 :30.61 :32.71 2) GEPHART, JENNIFE14 :32.37 :38.00	4:11.68 3) SUDOL, ALLYSON 16 :28.30 :34.16 4) MILLER, CHRISSY 13 :26.16 :29.37
40) LIMA, OH WOMEN 1) CRATES, JILL 17 :30.49 :32.89 2) CHENEY, ADDIE 16 :31.83 :37.42	4:10.09 3) KOHLI, HEATHER 17 :28.38 :35.23 4) SALINAS, KELLY 18 :24.96 :28.89	52) OLD TOWN, WOMEN 1) SPRINGER, TRISTA16 :30.71 :33.65 2) SIBLEY, CATHY 17 :33.19 :38.89	4:12.69 3) OLIVER, EMILY 17 :29.08 :33.56 4) KOVENOCK, SARAH 17 :25.79 :27.82
41) POWEL CROSLY WOMEN 1) CAREY, KATIE 15 :30.39 :32.25 2) MYERS, HEATHER 17 :32.81 :37.65	4:10.11 3) WIETHORN, MOLLY 17 :28.81 :33.13 4) WETZEL, MIKALA 17 :26.66 :28.41	53) FRANKLIN, PA WOMEN 1) ARMBURGER, AMAND15 :31.03 :33.61 2) WILKINSON, JILL 17 :31.34 :37.00	4:12.83 3) JUNKIN, GWYNNE 17 :28.92 :33.47 4) FINDLAN, KATIE 17 :27.36 :30.10
42) MINOT, ND WOMEN 1) HOLLAND, KATE 16 :30.97 :32.46 2) LOWE, JENNIFER 17 :32.36 :38.62	4:10.32 3) SKARSGARD, HOLLY18 :27.61 :31.61 4) BURCKHARD, MARIE17 :27.01 :29.68	54) FAIRFIELD, OH WOMEN 1) PHILLIPS, ELIZAB16 :30.70 :32.23 2) HELMERS, MAGGIE 16 :33.05 :39.34	4:12.86 3) REYNOLDS, MICHEL14 :27.87 :33.78 4) GENENBACHER, KEN18 :26.39 :29.50

( CONTINUED ON NEXT PAGE )

## EVENT: 37 WOMEN'S 400 YARDS MEDLEY RELAY

(CONTINUED)

55) HAGERSTOWN, MD WOMEN	4:13.27	67) RAPPAHANNOCK WOMEN	4:16.78
1) ROCHECK, ALEXIS 17 :31.75	3) REISENWEBER, ELIZ18 :27.27	1) BLACKWELL, TRISH13 :31.14	3) JONES, TAMARA 15 :29.78
:34.46	:32.79	:31.24	:36.07
2) GRIFFITH, ALLISO15 :33.16	4) WOODSMALL, LAUR15 :25.70	2) CLEAVER, CHRISTI16 :34.74	4) HANSBROUGH, MARI15 :24.68
:38.61	:29.53	:39.38	:29.75
56) SO OAKLAND, MI WOM	4:13.54	68) NEW CANAAN, CT WOMEN	4:17.08
1) BRAUN, ASHLEY 16 :30.18	3) SOPHIA, KATIE 15 :28.10	1) BOYLE, ELIZABETH16 :31.65	3) ZARRILLI, MICHEL17 :26.17
:31.55	:32.47	:33.53	:34.32
2) O'LEARY, ERIN 14 :34.31	4) HAGGERTY, TARA 15 :26.41	2) FRISBEE, MEGANNE15 :33.31	4) HAWES, KATIE 17 :26.91
:40.74	:29.78	:41.34	:29.85
57) BOYKERTOWN, PA WOMEN	4:13.71	69) CORTLAND, NY WOMEN	4:17.09
1) CARD, NICHOLE 18 :31.16	3) SCHOCK, MARY 16 :27.52	1) DOUGLAS, MARISA 18 :30.48	3) McMAHON, CARLY 15 :29.00
:31.24	:33.24	:32.59	:33.78
2) KROH, COURTNEY 15 :33.43	4) CERVITRELLA, KATIE15 :27.42	2) ARMSTRONG, MEGAN15 :34.93	4) NELSON, CARIN 16 :25.74
:38.96	:30.74	:41.34	:29.23
58) DAYTONA BEACH Y WOM	4:14.29	70) CENT KENTUCKY WOMEN	4:17.10
1) WATSON, ELIZABET13 :31.09	3) LOCHTE, MEGAN 17 :28.18	1) GARRISON, LAURA 15 :31.99	3) ALLEN, AMY 13 :28.62
:33.24	:33.46	:33.99	:34.85
2) BABCOCK, LINDSEY13 :33.10	4) URQUHART, KATIE 13 :27.11	2) HAHN, LESLIE 16 :33.51	4) GENTRY, ERIN 17 :26.37
:38.60	:29.51	:38.64	:29.13
59) PHOENIXVILLE, PA WOM	4:14.78	71) GTR. BERGEN, NJ WOMEN	4:17.32
1) HARDY, EMILY 14 :31.76	3) KARPOWICZ, SARAH13 :28.05	1) WEAVER, SHERYL 15 :30.11	3) CHOO, SHELLEY 12 :29.68
:34.03	:33.59	:31.93	:34.55
2) KOPISEKCKI, MEGA15 :33.39	4) McVEY, LAURA 13 :25.42	2) KRALJIC, ELIZABE12 :34.48	4) HUGHES, MEGAN 15 :26.73
:39.12	:29.42	:40.63	:29.21
60) FRANKFORT, KY WOMEN	4:15.06	72) COUNTRYSIDE, OH WOM	4:17.57
1) MCCAULEY, MERREDI16 :32.10	3) ZERHUSEN, MEGAN 17 :26.99	1) KREVER, BRANDY 14 :30.44	3) HAYASHI, MAROMI 17 :29.63
:34.71	:32.07	:32.45	:34.05
2) FOSTER, ELIZABET12 :33.27	4) CAREY, BETH 17 :26.63	2) McLOUGHLIN, KATE14 :34.91	4) SEVERSON, KATIE 14 :26.52
:39.40	:29.89	:40.10	:29.47
61) AUBURN, NY WOMEN	4:15.07	73) CLEARFIELD, PA WOMEN	4:17.70
1) WALTER, KATIE 16 :30.80	3) METZLER, BRIDGET17 :29.16	1) WHITE, NICOLE 15 :30.14	3) LYTTLE, MEGAN 15 :29.64
:33.35	:35.83	:31.53	:34.21
2) AANSTOOT, MARGRE17 :31.86	4) TISCI, KRISTIN 15 :26.76	2) MITCHELL, AVY 12 :34.88	4) WALLACE, LINDSAY14 :27.03
:37.75	:29.56	:40.42	:29.85
62) FLINT, MI WOMEN	4:15.18	74) SAN PEDRO, CA WOMEN	4:17.80
1) SPAULDING, MEGAN16 :30.81	3) KNBCHT, NICOLE 15 :29.14	1) MABABA, LUZVIMINI15 :30.93	3) PAK, ALICE 16 :29.45
:33.40	:34.26	:32.56	:34.19
2) SPAULDING, CRISS14 :33.37	4) KORSODAL, LIZ 14 :26.29	2) COLICH, TESSA 16 :34.12	4) MISTELE, SARAH 16 :27.32
:38.51	:29.40	:38.66	:30.57
63) HAMILTON, NJ WOMEN	4:15.99	75) SPRINGFIELD, OH WOM	4:17.84
1) WILLIAMS, CHRISTI15 :31.13	3) BRERSE, JENNIFER 17 :28.91	1) SCHOLL, KATIE 17 :31.73	3) MALONE, JENNIFER14 :29.13
:32.45	:33.43	:33.41	:34.53
2) LOWE, MOLLY 17 :33.64	4) WELSH, SHANNON 16 :27.50	2) KENNINGTON, HILL14 :33.91	4) TEUSINK, ASHLEY 15 :27.26
:37.63	:31.30	:37.77	:30.10
64) BLUE ASH WOMEN	4:16.38	76) CATONSVILLE, MD WOM	4:18.11
1) JARJOSA, JENNY 17 :30.76	3) URSINI, JILL 13 :29.66	1) AUSTIN, JENNIFER14 :31.75	3) ARRILDT, KRISTEN16 :29.78
:32.12	:33.56	:35.60	:34.48
2) HAUSER, PAULA 17 :33.62	4) KAIL, MELANIE 17 :26.62	2) SHEPARD, BRAGHAN16 :32.37	4) KUZIEL, SOPHIA 14 :27.18
:40.28	:29.76	:37.47	:29.48
65) LEBANON, PA WOMEN	4:16.42	77) PANWOOD, NJ WOMEN	4:18.31
1) PETERS, ADRIENNE15 :30.44	3) FRERER, JEN 17 :28.60	1) MILLIGAN, SARAH 17 :30.05	3) ESPINOZA, ANN 14 :28.22
:33.60	:33.20	:32.23	:34.76
2) KRISS, DAWN 16 :34.04	4) MacDONALD, MEGAN18 :25.91	2) ZENTMEYER, JESSI17 :34.24	4) FEIGHNER, KATIE 15 :28.07
:41.02	:29.61	:40.04	:30.70
66) MACOMBE, MI WOMEN	4:16.62	78) HENSEL ECKMAN WOMEN	4:19.64
1) OPARKA, ERICA 14 :31.78	3) LEONARD, JACY 17 :27.50	1) ROGERS, JAMIE 17 :31.96	3) GARRATT, BETSY 15 :28.63
:34.59	:33.34	:34.72	:33.84
2) MAUL, HEATHER 17 :34.40	4) CONGER, SARAH 17 :25.98	2) GRABOYES, JENNIF16 :33.61	4) CHAVIS, CHRISTY 15 :27.18
:40.29	:28.74	:38.67	:31.03

( CONTINUED ON NEXT PAGE )

EVENT: 37 WOMEN'S 400 YARDS MEDLEY RELAY

(CONTINUED)

79) EASTSIDE, WA WOM	4:20.21	86) STRATFORD, CT WOMEN	4:23.66
1) LINKER, ABBY 13 :30.90	3) HASEGAWA, MAYUMI13 :31.01	1) GOLINO, DARBY 16 :30.51	3) MOORE, KRISTEN 16 :31.41
:31.70	:35.69	:32.50	:38.62
2) LAMBERT, LINDSAY13 :34.79	4) RAWLINGS, CRYSTAL13 :26.28	2) RADER, ASHLEY 15 :34.15	4) HUMPHREYS, SARAH17 :27.12
:40.63	:29.21	:38.49	:30.86
79) LAUREL HIGHLANDS WOM	4:20.21	87) MIAMI COUNTY, OH WOM	4:25.18
1) BRUZDA, KATIE 15 :30.03	3) KABALA, CHRISTIN16 :29.41	1) LANDECHE, NICOLR15 :31.60	3) KNOUFF, SARA 15 :29.90
:31.53	:36.10	:35.80	:36.35
2) BANKOVICH, BETHA14 :34.74	4) WEEKS, ABBY 16 :27.59	2) STALEY, ERIKA 16 :17.74	4) FULKNER, KELSEY 13 :28.20
:40.15	:30.66	:54.09	:31.50
81) KANKAKEE, IL WOMEN	4:20.30	88) DEFIANCE, OH WOMEN	4:29.59
1) PRESLEY, ABIGAIL17 :30.59	3) CARLSON, LINDSEY16 :31.57	1) CURTZWILER, STAC14 :34.03	3) JOHNSON, RITA 15 :31.23
:31.48	:39.13	:38.34	:36.80
2) WRIGHT, ELIZBETH16 :33.31	4) ROSE, ELIZABETH 16 :26.01	2) HASSELSCHWERT, M14 :33.51	4) DUERK, LAUREN 12 :27.36
:38.54	:29.67	:37.72	:30.60
82) KISHWAUKEE, IL WOMEN	4:21.43	89) BATH AREA, ME WOMEN	4:30.70
1) LEGGER, SIMONE 14 :31.08	3) BROTCHE, AMANDA 17 :29.45	1) THOET, ELIZA 18 :33.33	3) COES, EMILY 17 :29.77
:34.34	:35.14	:36.80	:34.45
2) DROST, KRISTIN 17 :34.84	4) BAMES, LEAH 15 :26.61	2) ALCAIDE, KATRINE15 :36.58	4) THOET, ELEANOR 18 :26.50
:40.17	:29.80	:43.46	:29.81
83) WAYNESBORO, PA WOMEN	4:21.67	BEAVER CREEK, OH WOM	DISQUAL
1) WHITE, MEGAN 12 :31.84	3) STOUFFER, STACIA14 :28.33	1) PATTERSON, JENNY15 :30.90	3) EARLY, RACHEL 13 :27.71
:34.42	:33.32	:32.63	:34.56
2) HOUGH, TIFFANY 13 :35.70	4) CARROLL, EMILY 13 :26.51	2) BUCK, MICHELLE 14 :33.12	4) LAWRENCE, KIM 14 :26.73
:42.36	:29.19	:39.39	DISQUAL
84) CAMP CURTIN, PA WOM	4:22.20	OSWEGO, NY WOMEN	DISQUAL
1) KRUPER, SAMANTHA15 :33.38	3) GILLESPIE, JESSI14 :28.47	1) DELIA, ABBY 15 :30.32	3) AUCLAIR, MELANIE17 :29.92
:34.92	:34.54	:32.15	:34.79
2) WILLIAMS, CHELSE14 :33.08	4) HACK, DANIELLE 16 :27.82	2) FISHER, JANEL 17 :34.95	4) COTTER, TRACY 16 :25.65
:39.35	:30.64	:39.55	DISQUAL
85) MARIETTA, OH WOM	4:23.23	OAK PARK, IL WOMEN	DISQUAL
1) MELLECKER, CHRIS15 :31.54	3) FUNK, SHANNON 15 :28.30	1) LUMKES, MELISSA 16 :29.58	3) GRAHAM, LAURA 16 :27.77
:33.14	:32.58	:31.22	:33.71
2) TUTEN, TARA 15 :35.82	4) KOSTIVAL, COURTNI4 :28.77	2) GUZAUSKAS, LAURE14 :32.51	4) BINKLEY, KARA 17 :25.60
:41.15	:31.93	:37.56	DISQUAL

EVENT : 38 MEN'S 400 YARDS MEDLEY RELAY  
 NATIONAL RECORD 3:24.30 M E LYONS, OH  
 QUALIFYING FOR NATIONALS 3:49.79

\*\*\*\*\*  
 1995

APRIL 11, 1997 \*\*\*\*\*

PLACE	NAME	YEAR	TEAM	TRIALS	FINAL
CHAMPIONSHIP FINAL					
1)	M.E. LYONS MEN			3:30.38	3:25.05
1)	GUSTIN, REID	17		:25.52	3) WALES, CRAIG 18 :22.57
				:26.15	:26.99
2)	KIRK, JOHN	18		:26.43	4) SEITHER, JOB 17 :21.68
				:30.84	:24.87
2)	UPP MAIN LINE, PA MEN			3:30.60	3:25.88
1)	CLARK, JAFFREY	16		:25.41	3) MARINE, DAVID 19 :23.36
				:26.83	:27.14
2)	CLARK, GRANT	18		:26.94	4) SIEBERT, MARK 16 :21.01
				:31.08	:24.11
3)	N.W.DUPAGE, IL MEN			3:29.54	3:26.48
1)	KELLY, ROB	18		:25.66	3) GRAVES, JAMES 15 :23.90
				:26.50	:27.64
2)	IHLENFELD, MATT	18		:25.66	4) CARLSON, TIM 17 :21.61
				:30.95	:24.56

( CONTINUED ON NEXT PAGE )

EVENT: 38 MEN'S 400 YARDS MEDLEY RELAY (CONTINUED)

4) LAKELAND HILL, NJ MEN			3:30.24	3:28.25
1) GROSS, MICHAEL	16	:25.25	3) CONNORS, VINCENT	18 :23.89
		:26.57		:28.08
2) JOGANOW, VIKTOR	17	:27.48	4) POLLOCK, JASON	17 :21.04
		:31.42		:24.52
5) N. OAKLAND CO, MI MEN			3:31.12	3:30.73
1) LAM, RANDY	14	:26.24	3) WALLACE, MATTHEW	16 :23.30
		:27.83		:28.76
2) HOLCOMB, BRETT	17	:28.09	4) SCUSSEL, MARIO	17 :21.23
		:31.62		:23.66
6) SCHROEDER BR, WI MEN			3:30.85	3:30.94
1) BOHLIN, MARTIN	17	:26.53	3) MESENBOURG, MIKE	18 :23.24
		:28.03		:27.79
2) MARX, MIKE	17	:27.84	4) BUTLER, GRANT	18 :21.81
		:31.56		:24.14
7) ORLANDO, FL MEN			3:32.49	3:31.36
1) HORNER, MATT	16	:26.65	3) GRANT, JARED	18 :23.34
		:27.70		:27.09
2) RHINE, JUSTIN	16	:27.23	4) RAMIREZ, LEO	18 :22.86
		:31.07		:25.42
8) RALEIGH, NC MEN			3:32.13	3:31.97
1) BAICY, JOE	16	:25.82	3) DEAN, JOHN	14 :24.25
		:26.96		:28.15
2) MESCHKE, DAVE	17	:27.26	4) TWELLMAN, CHRIS	15 :22.94
		:31.42		:25.17

CONSOLATION FINAL

9) RED BANK, NJ MEN			3:32.99	3:31.75
1) CHIARAVALLIOTI, VITO	16	:25.63	3) ECONOMOV, PETER	16 :23.76
		:27.22		:28.35
2) MacDONALD, CONOR	16	:27.61	4) ALBERT, DARYL	16 :22.37
		:31.94		:24.87
10) ANN ARBOR, MI MEN			3:34.26	3:31.96
1) CUBBERLY, RAY	16	:26.54	3) MESSNER, ADAM	18 :22.22
		:28.13		:26.64
2) HACK, JOSH	15	:28.25	4) BURKE, JAMIE	17 :22.71
		:32.05		:25.42
11) APPLETON, WI MEN			3:35.60	3:33.05
1) BONNELL, JOHN	17	:25.41	3) MILAK, KEVIN	17 :24.47
		:27.30		:28.34
2) FORREST, CHRIS	17	:27.40	4) SHILT, AARON	16 :22.59
		:32.24		:25.30
12) NAPERVILLE, IL MEN			3:34.60	3:34.13
1) JACKSON, GRBG	18	:25.98	3) SLOUF, ERICH	17 :23.07
		:27.52		:26.80
2) SMYSER, TIM	18	:28.48	4) GURDELHOEFER, CHARLIE	16 :23.49
		:33.27		:25.52
13) OAK PARK, IL MEN			3:35.01	3:34.16
1) DAGGETT, MATT	16	:26.26	3) BARRY, TIM	17 :23.24
		:27.84		:27.14
2) BLAIR, NATHANIEL	17	:28.66	4) DAGGETT, JAMIE	15 :22.19
		:33.73		:25.10
14) FLUSHING YMCA, NY MEN			3:34.80	3:35.31
1) YEUNG, KENT	17	:26.88	3) DELLAGIOVANNA, RICARD	19 :24.60
		:28.45		:30.46
2) ESPOSITO, JAMES	17	:27.14	4) FEENEY, GERARD	17 :21.94
		:30.25		:25.59
15) POWEL CROSLY MEN			3:35.53	3:35.48
1) HOSTERMAN, PHIL	17	:26.80	3) LIMOUZE, JOHN	17 :24.36
		:28.27		:28.33
2) HUBER, TOM	17	:28.12	4) LUHN, JEFF	16 :22.62
		:31.68		:25.30

( CONTINUED ON NEXT PAGE )

EVENT: 38 MEN'S 400 YARDS MEDLEY RELAY (CONTINUED)

16) CENT. CHESTER CO. MEN		3:34.72		3:36.14
1) GLODEK, JOHN	18	:26.99	3) BOTES, GENE	16 :23.49
		:28.59		:27.58
2) SULLIVAN, BRANDON	17	:27.51	4) CALIO, MIKE	18 :23.08
		:33.42		:25.48
1) N.W. DUPAGE, IL MEN		3:29.54	11) NAPERVILLE, IL MEN	
1) KELLY, ROB	18	:26.23	1) JACKSON, GREG	18 :25.90
		:26.78		:27.68
2) IHLENFELD, MATT	18	:26.62	2) SMYSER, TIM	18 :28.44
		:31.11		:33.09
3) GRAVES, JAMES	15	:24.26	4) GUEDELHOFER, CHA16	:23.83
4) CARLSON, TIM	17	:22.15		:25.17
		:24.57		
2) LAKE LAND HILL, NJ MEN		3:30.24	12) CENT. CHESTER CO. MEN	
1) GROSS, MICHAEL	16	:25.76	1) GLODEK, JOHN	18 :27.02
		:26.31		:28.18
2) JOGANOW, VIKTOR	17	:27.41	2) SULLIVAN, BRANDO17	:27.96
		:31.86		:32.30
3) CONNORS, VINCENT18		:24.15	4) CALIO, MIKE	18 :23.29
4) POLLOCK, JASON	17	:21.82		:27.33
		:24.52		:23.07
3) M.E. LYONS MEN		3:30.38	13) FLUSHING YMCA, NY MEN	
1) WALES, CRAIG	18	:26.24	1) YEUNG, KENT	17 :26.42
		:26.76		:28.69
2) KIRK, JOHN	18	:26.88	2) RSPOSITO, JAMES	17 :26.88
		:31.06		:30.54
3) SEITHER, JOE	17	:23.65	4) FEENEY, GERARD	17 :22.10
4) GUSTIN, REID	17	:23.08		:25.27
		:24.59		
4) UPP MAIN LINE, PA MEN		3:30.60	14) OAK PARK, IL MEN	
1) CLARK, JAFFREY	16	:25.74	1) DAGGETT, MATT	16 :26.17
		:26.97		:27.98
2) CLARK, GRANT	18	:27.26	2) BLAIR, NATHANIEL17	:29.03
		:31.30		:33.18
3) MARINE, DAVID	19	:24.33	4) DAGGETT, JAMIE	15 :22.50
4) SCANLON, JOHN	17	:22.27		:25.39
		:25.14		
5) SCHROEDER BR, WI MEN		3:30.85	15) POWEL CROSLLEY MEN	
1) BOHLIN, MARTIN	17	:26.90	1) HOSTERMAN, PHIL	17 :26.51
		:28.11		:28.30
2) MARX, MIKE	17	:27.51	2) HUBER, TOM	17 :27.67
		:31.70		:31.88
3) MESENBOURG, MIKE18		:23.00	4) LOHN, JEFF	16 :22.59
4) BUTLER, GRANT	18	:22.07		:25.27
		:23.98		
6) N. OAKLAND CO, MI MEN		3:31.12	16) APPLETON, WI MEN	
1) BENORE, AARON	16	:26.53	1) BONNELL, JOHN	17 :25.61
		:27.64		:27.42
2) HOLCOMB, BRETT	17	:28.02	2) FORREST, CHRIS	17 :27.68
		:31.92		:31.98
3) WALLACE, MATTHEW16		:23.93	4) SHILT, AARON	16 :23.02
4) SCUSSEL, MARIO	17	:21.16		:25.33
		:23.63		
7) RALEIGH, NC MEN		3:32.13	17) WILTON, CT MEN	
1) TWELLMAN, CHRIS	15	:26.44	1) SHEVCHIK, DANIEL16	:25.82
		:27.86		:27.08
2) MESCHKE, DAVE	17	:27.14	2) ZAFFARONI, MICHA17	:28.21
		:31.67		:33.60
3) DEAN, JOHN	14	:24.26	4) WELLS, STEPHEN	16 :23.60
4) BAICY, JOE	16	:22.45		:25.98
		:24.73		
8) ORLANDO, FL MEN		3:32.49	18) RAPPAHANNOCK, VA MEN	
1) HORNER, MATT	16	:26.73	1) LOVERDI, JASON	15 :26.70
		:27.50		:27.66
2) RHINE, JUSTIN	16	:27.34	2) PYLE, DANNY	17 :28.30
		:30.96		:32.70
3) GRANT, JARED	18	:23.71	4) LANG, ALEX	17 :23.87
4) RAMIREZ, LEO	18	:23.53		:25.50
		:24.97		
9) RED BANK, NJ MEN		3:32.99	19) SAN PEDRO, CA MEN	
1) CHIARAVALLOTTI, V16		:25.47	1) SOTO, CARLOS	16 :26.74
		:27.20		:27.47
2) MacDONALD, CONOR16		:28.25	2) IGNACIO, PHILLIP18	:28.06
		:32.06		:32.08
3) ECONOMOV, PETER	16	:24.02	4) SCHWENDINGER, TO16	:22.88
4) ALBERT, DARYL	16	:22.70		:24.92
		:25.36		
10) ANN ARBOR, MI MEN		3:34.26	20) GAITHERSBURG MEN	
1) MESSNER, ADAM	18	:25.62	1) MORILLO, J.R.	17 :26.82
		:27.17		:28.98
2) HACK, JOSH	15	:28.16	2) MERRILL, DANIEL	16 :27.78
		:32.44		:31.44
3) CUBBERLY, RAY	16	:24.03	4) HARMOR, TRAVIS	16 :24.54
4) BURKE, JAMIE	17	:22.70		:28.83
		:25.64		:23.49
				:26.18

( CONTINUED ON NEXT PAGE )

EVENT: 38 MEN'S 400 YARDS MEDLEY RELAY		(CONTINUED)	
21) CENT VIRGINIA MEN	3:38.97	33) LIMA, OH MEN	3:43.48
1) CHIPLEY, HUNT 17	:26.62	1) CHENEY, NICK 17	:25.65
	:28.00		:27.61
2) FRAZIER, FORREST16	:28.74	2) FIRST, GLENN 18	:28.28
	:32.97		:33.54
		3) BRICKNER, JEFF 15	:25.75
			:30.46
		4) KOHLI, IAN 15	:24.89
			:27.30
22) WILMINGTON, NC MEN	3:40.01	34) S.E. GRAND RAPIDS, MI	3:43.60
1) ALLEN, BRIAN 16	:26.34	1) SNAPPER, JEFF 17	:27.66
	:27.94		:29.50
2) NETHERCUTT, JACK18	:28.60	2) WEIR, SCOTT 14	:30.11
	:33.47		:33.21
		3) FLIKKEMA, BRAD 18	:24.52
			:28.87
		4) SOBT, SAM 16	:23.33
			:26.40
23) ANNE ARUNDEL, MD MEN	3:40.34	35) SOUTHSIDE, VA MEN	3:43.69
1) GOFF, ANDY 18	:27.87	1) MOSHER, COREY 17	:28.37
	:29.16		:30.35
2) BOND, ERIC 17	:27.96	2) GRIFFITH, NICKOL18	:28.48
	:33.41		:33.07
		3) SAVEDGE, ROSS 16	:24.91
			:29.23
		4) WALTERS, DANIEL 15	:22.92
			:26.36
24) FAIRFIELD, OH MEN	3:41.12	36) BOISE, ID MEN	3:44.00
1) SANBORN, SETH 16	:28.13	1) DUTCHER, DAN 18	:27.77
	:30.50		:29.90
2) WARE, KYLE 18	:26.67	2) ALLEN, QUINT 17	:29.50
	:31.68		:33.16
		3) SMITH, EVAN 15	:25.45
			:29.94
		4) TATE, RICH 17	:22.74
			:25.54
25) GTR. JOHNSTOWN, PA MEN	3:41.27	37) FREEHOLD, NJ MEN	3:44.27
1) GILES, CHRIS 17	:28.96	1) HYMAN, JASON 14	:27.82
	:31.28		:30.29
2) ANDERSON, SHAUN 18	:28.28	2) KERN, DAVID 17	:28.51
	:33.25		:33.20
		3) TOREN, JARED 15	:25.62
			:31.01
		4) MILLER, WILL 16	:22.43
			:25.39
26) BLUE ASH MEN	3:41.60	38) MONTCLAIR, NJ MEN	3:44.42
1) NEUBAUER, IAN 16	:27.79	1) FRINTHEL, CHRIS 16	:21.63
	:29.28		:36.19
2) KITKO, PAUL 17	:28.71	2) HODGSON, RUSTY 17	:28.27
	:31.89		:20.20
		3) WYNNB, DAVID 17	:37.11
			:25.23
		4) HSU, BRIAN 17	:21.30
			:34.49
27) ROWAN COUNTY MEN	3:41.68	39) LAUREL HIGHLANDS MEN	3:45.51
1) HARTSELL, JACOB 17	:26.50	1) ULISHNEY, ADAM 18	:27.43
	:28.41		:28.87
2) BPIRD, DAVID 18	:29.03	2) POREMBKA, MATT 18	:28.97
	:32.69		:33.76
		3) HARVEY, TODD 17	:26.40
			:29.99
		4) ULISHNEY, AARON 18	:23.21
			:26.88
28) GAMBLE-NIPPERT MEN	3:42.37	40) VINELAND, NJ MEN	3:46.06
1) LYNCH, ADAM 17	:27.50	1) HENNIS, BRENT 16	:27.62
	:29.28		:28.92
2) BOLLER, ERIC 15	:29.23	2) WATRAL, EDDIE 17	:29.91
	:34.23		:34.26
		3) MUFALLI, MATT 15	:25.27
			:29.74
		4) SCHUMACHER, STEP16	:23.21
			:27.13
29) POTTSTOWN, PA MEN	3:42.40	41) St. LUCIE CO. FL MEN	3:46.07
1) BERG, DAVID 17	:27.01	1) ZITANI, SHAUN 17	:26.63
	:28.61		:28.67
2) TROYAN, JEFF 16	:28.49	2) HOOVER, WYATT 15	:17.95
	:33.91		:47.44
		3) ELLIOTT, SAM 18	:24.82
			:28.60
		4) HOOVER, WACO 17	:24.45
			:27.51
30) OLD TOWN, MEN	3:42.90	42) COUNTRYSIDE, OH MEN	3:46.19
1) THOMAS, JASON 14	:28.39	1) HEWITT, MIKE 16	:28.13
	:29.87		:29.49
2) GASAWAY, ZACH 16	:28.38	2) BURNS, BRETT 15	:28.69
	:32.89		:31.60
		3) HAYASHI, YASUYUK16	:26.68
			:30.91
		4) SEVERSON, ERIC 16	:24.09
			:26.60
31) WESTPORT, CT MEN	3:43.36	43) BURLINGTON, NJ MEN	3:46.58
1) DONOFRIO, MATTHEW16	:27.33	1) PETROSKI, DAVE 18	:28.17
	:29.01		:30.16
2) YACCO, MATTHEW 16	:29.81	2) GIRMAN, ANDREW 17	:28.91
	:34.40		:33.75
		3) PHILLIPS, KURT 18	:25.43
			:30.70
		4) GUYON, ED 17	:23.68
			:25.78
32) CHAMPAIGN, IL MEN	3:43.45	44) SCRANTON, PA MEN	3:46.97
1) BARKER, BRAD 17	:27.34	1) ROEHL, BILL 18	:26.58
	:28.32		:28.42
2) GNAGEY, KEVIN 17	:29.64	2) ARMBRUSTER, JIM 15	:30.37
	:35.28		:35.17
		3) O'CONNOR, STEPHAL8	:25.13
			:29.69
		4) MILLER, STEVE 17	:24.73
			:26.88

( CONTINUED ON NEXT PAGE )



EVENT: 38 MEN'S 400 YARDS MEDLEY RELAY				(CONTINUED)			
45) NASHUA, NH MEN			3:47.01	57) CHAPEL HILL, NC MEN			3:51.39
1) SPACKK, MATT 17	:29.25	3) SAYCE, TAD 16	:24.51	1) WALDON, MATT 15	:29.29	3) McWAY, MICHAEL 15	:25.87
	:31.33		:29.39		:30.85		:31.95
2) BOIRE, JASON 16	:28.72	4) BROWN, DEAN 18	:23.19	2) ZSUPPAN, LOCI 16	:29.71	4) SMITH, PATRICK 6	:23.71
	:34.06		:26.56		:34.03		:25.98
46) KETTERING, OH MEN			3:47.62	58) CLEARFIELD, PA MEN			3:51.40
1) NICHOLAS, BRIAN 15	:29.41	3) BROWN, RYAN 17	:25.46	1) LYTTLE, BRIAN 17	:29.36	3) MITCHELL, ANDY 17	:25.17
	:30.50		:31.04		:30.31		:30.10
2) FIDEN, DREW 17	:28.37	4) MORRISON-McKELL, 14	:24.22	2) LOMBARDO, MARK 17	:29.95	4) OLSON, CURT 17	:24.33
	:32.03		:26.59		:34.97		:27.21
47) WINSTON-SALEM, NC MEN			3:47.85	59) BRAVER CREEK, OH MEN			3:51.69
1) HEINY, MIKE 16	:27.13	3) JOHNSON, ADAM 17	:35.68	1) EARLY, TIMOTHY 15	:27.28	3) JENKINS, JEREMY 16	:26.62
	:28.25		:19.49		:30.60		:32.25
2) DRUFKE, AUGIE 16	:31.09	4) PUBANTZ, DAVID 16	:38.21	2) HERZOG, JODY 16	:29.65	4) POLK, WILLIE 16	:23.45
	:19.15		:28.85		:35.23		:26.61
48) CRESCENTA-CANADA MEN			3:47.93	60) SPRINGFIELD, OH MEN			3:52.08
1) AHN, BRIAN 16	:28.09	3) NAGATANI, GO 17	:24.70	1) GABBARD, SCOTT 16	:28.42	3) HILL, JASON 17	:26.92
	:30.56		:28.96		:29.96		:31.19
2) SHIN, WILLIAM 17	:29.93	4) CHU, EUGENE 17	:23.35	2) HARNER, MATT 18	:30.19	4) SWONGER, ANDY 13	:24.05
	:36.07		:26.27		:34.49		:26.86
49) BIRMINGHAM, MI MEN			3:48.06	61) HENSEL BCKMAN MEN			3:52.43
1) SARGENT, WILLIAM 16	:26.43	3) STUDDT, MICHAEL 14	:26.54	1) NEWCOMB, ROBERT 15	:29.57	3) GRAVLEY, GRAHAM 17	:26.44
	:28.21		:30.78		:30.65		:30.62
2) PAWLICK, JOE 17	:29.43	4) GROTH, CHRISTIAN 14	:24.55	2) DICKINSON, TRAVI 16	:29.69	4) THROCKMORTON, RU 15	:24.49
	:34.94		:27.18		:33.96		:27.01
50) PARKERSBURG, WV MEN			3:48.35	62) GTR KANSAS, MO MEN			3:52.94
1) RAMSEY, SEAN 16	:27.68	3) NORTHRUP, TOM 17	:26.03	1) JOHNSON, CHRISTO 17	:29.19	3) TESON, BRIAN 16	:24.92
	:28.30		:30.79		:32.42		:30.11
2) BUGYIS, ERIC 16	:30.18	4) DUDZINSKI, RYAN 15	:24.15	2) POWERS, DUSTIN 16	:29.88	4) FREEMAN, BRYAN 18	:23.39
	:34.45		:26.77		:35.20		:27.83
51) LOUISVILLE, OH MEN			3:48.40	63) WAYNESBORO, PA MEN			3:53.14
1) JONES, MICHAEL 13	:27.67	3) MOTTICE, BRANDON 17	:24.80	1) HUGHES, JOHN 18	:27.85	3) TSOUKATOS, PANTEL 17	:24.53
	:28.66		:30.84		:28.93		:30.53
2) DONAHUE, DAVE 16	:30.02	4) JOHNSON, MATTHEW 16	:23.57	2) WHITE, CHAD 13	:32.39	4) HOLMES, TIM 17	:19.16
	:36.01		:26.83		:37.17		:32.58
52) RIDGEWOOD, NJ MEN			3:48.52	64) HAMILTON, NJ MEN			3:53.43
1) ERNST, CHARLIE 16	:27.53	3) ROBINSON, MIKE 16	:25.27	1) DeSANDRE, ROBERT 14	:30.03	3) BOTHEM, DAVID 16	:25.56
	:29.48		:29.99		:31.99		:30.14
2) KUCZIK, CASEY 15	:30.81	4) DUGAN, JAMES 16	:23.73	2) BENCIVENGO, DREW 16	:31.02	4) SWANEY, DWIGHT 15	:23.60
	:35.57		:26.14		:35.08		:26.01
53) OCEAN COUNTY, NJ MEN			3:48.76	65) FANWOOD, NJ MEN			3:53.53
1) GUNDRY, CRAIG 16	:28.36	3) ALSOBROOKS, JIM 15	:25.65	1) KARLUS, CHRIS 17	:29.88	3) WAGNER, JEFF 16	:25.67
	:31.70		:31.85		:31.22		:29.47
2) LO, DAVE 18	:28.80	4) BETTS, MIKE 18	:22.42	2) BRADLEY, DENIS 17	:31.23	4) RUSS, DAVID 16	:23.46
	:34.46		:25.52		:36.23		:26.37
54) BLOOMSBURG, PA MEN			3:49.38	66) CHESHIRE, CT MEN			3:54.72
1) PEBLEY, ANDREW 14	:27.52	3) MARTIN, SEAN 16	:25.37	1) FORCIER, MATT 18	:26.93	3) GARRITY, RYAN 16	:26.92
	:30.41		:30.25		:28.48		:31.58
2) REMALY, GREG 16	:29.73	4) KUCZYNSKI, ALEX 15	:24.53	2) BARTON, KEN 18	:32.86	4) CASSELLA, RYAN 15	:24.17
	:34.30		:27.27		:37.01		:26.77
55) SOMERSET, NJ MEN			3:50.67	67) GENEVA LAKES, WI MEN			3:55.78
1) LAM, ALLEN 15	:26.98	3) KUNZE, STEVE 17	:26.10	1) CULP, GROFF 15	:29.43	3) ANDERSON, BILL 17	:26.10
	:29.19		:29.94		:31.77		:31.29
2) MEYERS, JAMES 14	:31.34	4) BARFUSS, RICHARD 16	:24.12	2) SCHVETZ, CHRIS 15	:29.72	4) HILL, TED 16	:24.14
	:36.35		:26.65		:35.41		:27.92
56) LEBANON, PA MEN			3:50.99	68) AUBURN, NY MEN			4:02.09
1) BRUNTEL, ANDY 17	:28.25	3) WEBBER, ADAM 15	:26.67	1) CARONARO, PATRI 17	:31.10	3) MURPHY, KEVIN 18	:26.73
	:29.86		:31.64		:33.34		:33.46
2) CHARLES, NATHAN 17	:29.58	4) CLARK, BRIAN 18	:23.89	2) GORDON, CHRIS 17	:29.58	4) LIA, JEFF 15	:24.05
	:34.60		:26.50		:36.27		:27.56

( CONTINUED ON NEXT PAGE )

EVENT: 38 MEN'S 400 YARDS MEDLEY RELAY (CONTINUED)

69) BATH AREA, ME MEN	4:02.46	SARASOTA, FL MEN		DISQUAL
1) DAIGNEAULT, ADAM17	:27.32	3) CLARK, MATT 15	:28.82	1) PISCOPO, FRANK 15 :25.86
	:29.35		:34.25	:27.94
2) HALLOWELL, MATT 14	:31.81	4) VARNEY, ERIC 17	:25.31	2) RUSTHOVEN, KYLE 17 :28.29
	:36.69		:28.91	:32.93
				3) HERRINGTON, MICHI7 :25.31
				:30.02
				4) TURNER, JAKE 16 :24.03
				DISQUAL
PIEDMONT, VA MEN		DISQUAL		READING, PA MEN
1)	:00.00	3)	:00.00	1) HOUCK, JUSTIN 15 :27.11
	:00.00		:00.00	:29.16
2)	:00.00	4)	:00.00	2) MAURER, CHRIS 15 :28.34
	:00.00		DISQUAL	:32.91
				3) KUBOVCIK, GREG 15 :26.44
				:30.04
				4) BUCKLEY, MATTHEW17 :23.02
				DISQUAL
HUNTINGTON, WV MEN		DISQUAL		SOMERSET VLY, NJ MEN
1) WHITE, MACON 18	:26.09	3) ROATSEY, TODD 18	:24.58	1) HIDRER, CHRIS 15 :28.17
	:27.49		:29.39	:30.28
2) LAMBERT, DAVE 15	:29.86	4) CUNNINGHAM, RICH18	:22.85	2) BATEMAN, ROBERT 18 :28.88
	:35.06		DISQUAL	:34.83
				3) FRITCHIE, BILL 17 :24.32
				:28.23
				4) CHIOU, CHRIS 17 :23.98
				DISQUAL
GTR. TOPEKA, KS MEN		DISQUAL		FRANKFORT, KY MEN
1) KLEIER, CAMERON 17	:27.03	3) BAIMA, MICHAEL 17	:24.26	1) DADE, SHAWN 16 :27.16
	:28.67		:27.88	:27.69
2) BOSSERT, PAUL 16	:29.36	4) CHALFANT, DUSTIN15	:24.99	2) FOSTER, ROBBIE 15 :27.35
	:33.83		DISQUAL	:31.82
				3) PERKINS, DEREK 17 :25.57
				:29.61
				4) DUNN, JARED 16 :22.86
				DISQUAL
GREEN BAY, WI MEN		DISQUAL		
1) PHILLIPSON, RYAN13	:30.02	3) BEAUMIER, BILL 15	:25.04	
	:32.64		:29.76	
2) ADELMAYER, BRYAN14	:30.25	4) MOELLER, JEREMY 17	:24.61	
	:34.70		DISQUAL	

EVENT : 39 WOMEN'S 1650 YARDS FREESTYLE  
 NATIONAL RECORD 16:19.05 AMY LINDBLOM WILTON YMCA  
 QUALIFYING FOR NATIONALS 18:06.59

\*\*\*\*\* APRIL 11, 1997 \*\*\*\*\*  
 1996

FINAL RESULTS							TIMED FINALS						
RANK	NAME	YEAR	TEAM	TIME			RANK	NAME	YEAR	TEAM	TIME		
1)	BOSEVSKA, MIRJANA	15	ORLANDO, FL	16:29.92			5)	WAKKHAM, ABBY	15	M.R. LYONS, OH	16:58.93		
	:27.41	:29.64	:29.77	:29.96	:29.98	:29.82		:28.88	:30.58	:30.88	:30.94	:30.80	:31.00
	:30.09	:29.98	:30.23	:30.26	:30.28	:30.14		:30.87	:30.78	:30.60	:30.71	:30.68	:30.74
	:30.29	:30.25	:30.11	:30.18	:30.16	:30.19		:30.98	:30.91	:30.86	:30.92	:31.01	:31.17
	:30.16	:30.18	:30.25	:30.17	:30.12	:29.96		:31.00	:31.34	:30.94	:31.08	:31.07	:31.14
	:29.92	:30.31	:30.33	:30.30	:30.16	:30.23		:31.06	:31.23	:31.31	:31.28	:31.23	:31.19
	:30.30	:29.90	:28.89					:31.33	:30.92	:29.50			
2)	BALLENGER, EMILY	16	SPARTANBURG, SC	16:52.82			6)	STONE, DANLEY	16	RALBIGH, NC	17:08.37		
	:27.94	:29.95	:30.51	:30.56	:30.65	:30.56		:29.45	:30.93	:31.28	:31.67	:31.34	:31.55
	:30.72	:30.71	:30.81	:30.87	:30.69	:30.69		:31.50	:31.57	:31.56	:31.65	:31.70	:31.57
	:30.86	:30.71	:31.02	:30.92	:30.95	:30.82		:31.57	:31.56	:31.54	:31.37	:31.21	:31.41
	:30.85	:31.02	:31.05	:31.08	:31.02	:31.17		:31.14	:31.31	:31.03	:31.16	:31.08	:30.94
	:31.16	:30.91	:30.98	:30.94	:30.83	:30.80		:30.87	:30.98	:30.68	:30.68	:30.69	:30.85
	:30.59	:30.49	:29.99					:30.82	:30.85	:30.86			
3)	WILSON, REBBCCA	16	S.Ft. WAYNE, IN	16:58.12			7)	UROUHART, KATIE	13	DAYTONA BEACH Y	17:16.55		
	:27.66	:29.80	:30.24	:30.50	:30.69	:30.85		:28.77	:30.53	:30.80	:31.15	:31.26	:31.46
	:30.84	:30.82	:30.95	:30.90	:31.22	:30.94		:31.54	:31.69	:31.68	:31.32	:31.39	:31.42
	:31.25	:31.25	:31.18	:31.16	:31.23	:31.32		:31.46	:31.33	:31.48	:31.53	:31.48	:31.69
	:31.46	:31.16	:31.19	:31.16	:31.26	:31.20		:32.02	:31.69	:31.77	:31.88	:31.94	:31.84
	:31.31	:31.16	:31.36	:31.03	:31.00	:30.65		:31.74	:31.97	:31.83	:31.85	:31.48	:31.74
	:30.95	:30.64	:29.79					:31.72	:31.51	:29.59			
4)	CALKINS, TRICIA	17	SARASOTA, FL	16:58.73			8)	FULLER, DANA	16	RALBIGH, NC	17:16.57		
	:28.68	:30.90	:31.37	:31.20	:31.09	:31.00		:29.34	:30.91	:31.40	:31.41	:31.57	:31.40
	:30.84	:30.65	:30.86	:30.75	:30.94	:30.87		:31.50	:31.67	:31.62	:31.63	:31.81	:31.60
	:30.96	:31.08	:31.06	:31.13	:31.02	:31.16		:31.65	:31.70	:31.46	:31.53	:31.35	:31.54
	:31.07	:31.15	:30.96	:31.17	:30.99	:31.05		:31.61	:31.68	:31.35	:31.54	:31.61	:31.57
	:30.85	:30.97	:31.03	:31.00	:30.87	:31.09		:31.68	:31.53	:31.57	:31.62	:31.44	:31.42
	:30.89	:30.79	:29.29					:31.40	:31.30	:30.16			

( CONTINUED ON NEXT PAGE )

9) MICKSCHL, AMY	18 SCHROEDER BR. WI	17:21.56	19) RYAN, JAIME	16 WILTON, CT	17:33.94
:28.63 :30.43 :31.16 :31.20 :31.11 :31.26			:28.75 :30.63 :31.37 :31.34 :31.58 :31.67		
:31.56 :31.65 :31.30 :31.48 :31.57 :31.41			:31.78 :31.64 :31.58 :31.95 :31.81 :31.61		
:32.05 :31.86 :31.83 :32.14 :31.80 :31.80			:31.83 :31.77 :31.75 :32.25 :32.13 :32.45		
:32.03 :31.95 :31.68 :31.47 :31.57 :31.85			:32.26 :32.27 :32.32 :32.22 :32.38 :32.20		
:31.61 :32.16 :31.99 :32.03 :31.88 :32.00			:32.29 :32.82 :32.66 :32.59 :32.80 :32.74		
:32.20 :31.92 :30.98			:32.70 :32.37 :31.43		
10) FENN, EMILY	15 WESTPORT, CT	17:23.89	20) STEEN, SARAH	18 Mt. VERNON, OH	17:34.00
:28.71 :31.10 :31.59 :31.69 :31.93 :31.57			:29.75 :31.71 :32.25 :32.48 :32.34 :32.18		
:31.78 :31.82 :31.85 :31.95 :31.82 :31.68			:32.20 :32.34 :32.04 :32.36 :32.09 :31.99		
:31.99 :31.72 :31.66 :32.03 :31.82 :31.60			:32.01 :31.93 :32.14 :32.10 :32.10 :32.08		
:32.04 :31.86 :31.84 :31.78 :31.96 :31.72			:32.03 :32.20 :32.09 :32.13 :31.78 :31.88		
:31.17 :31.85 :31.87 :31.87 :31.87 :31.81			:31.98 :31.90 :32.18 :31.92 :31.84 :32.25		
:32.09 :31.42 :30.43			:32.03 :31.85 :30.65		
11) SPRADLIN, JAMIE	15 ROANOKE, VA	17:23.98	21) BOURGEOIS, AMANDA	15 SPARTANBURG, SC	17:36.13
:28.33 :30.65 :31.25 :31.43 :31.57 :31.46			:28.91 :31.73 :31.86 :32.15 :32.37 :31.88		
:31.50 :31.69 :31.64 :31.66 :31.82 :31.89			:32.18 :32.14 :31.90 :32.18 :32.21 :32.30		
:32.02 :31.96 :31.95 :32.13 :31.96 :31.68			:32.46 :32.21 :32.01 :32.06 :32.21 :31.78		
:31.98 :31.86 :31.92 :32.19 :32.19 :32.23			:32.04 :31.90 :32.21 :32.27 :32.13 :32.30		
:32.04 :32.14 :32.21 :32.36 :31.83 :31.67			:32.27 :32.00 :32.26 :32.36 :32.23 :32.23		
:31.54 :31.15 :30.08			:32.38 :31.97 :31.04		
12) FRIEND, AMY	17 RIDGEWOOD, NJ	17:24.09	22) JOHNSON, LINDSAY	16 N.OAKLAND CO, MI	17:36.82
:28.72 :30.98 :31.27 :31.51 :31.54 :31.49			:30.09 :31.61 :32.32 :32.49 :32.61 :32.67		
:31.62 :31.58 :31.76 :31.80 :31.50 :31.64			:32.32 :32.17 :32.32 :32.18 :32.19 :32.07		
:32.03 :31.88 :31.97 :31.92 :31.80 :31.99			:32.05 :31.85 :31.96 :32.09 :32.06 :32.09		
:31.94 :31.91 :31.89 :31.87 :32.01 :32.07			:31.93 :32.17 :32.07 :31.75 :31.86 :32.21		
:32.00 :31.83 :31.84 :31.91 :32.14 :31.95			:32.15 :32.21 :31.69 :31.62 :31.72 :32.10		
:32.00 :31.95 :29.78			:32.12 :32.38 :31.70		
13) TINNEY, KRISTEN	14 ANN ARBOR, MI	17:26.98	23) MAHONEY, TRACY	17 N.W.DUPAGE, IL	17:41.24
:29.59 :30.63 :32.04 :31.94 :31.96 :31.87			:29.79 :31.71 :32.29 :32.16 :00.00 :1:04.54		
:32.01 :32.14 :31.94 :32.16 :31.78 :31.85			:32.49 :32.18 :32.58 :32.64 :31.80 :31.77		
:32.06 :31.54 :31.48 :31.84 :31.83 :31.91			:32.13 :32.26 :32.06 :32.36 :32.27 :32.40		
:31.85 :31.79 :31.87 :32.07 :32.01 :31.74			:32.50 :32.72 :32.37 :32.42 :32.60 :32.72		
:31.90 :31.81 :31.84 :31.68 :31.81 :31.91			:32.44 :32.73 :32.63 :32.52 :32.39 :32.65		
:31.47 :31.76 :30.90			:32.27 :30.84 :30.01		
14) DANENHOWER, ANNE	16 CHAMPAIGN, IL	17:29.47	24) GILBERT, KATHLEEN	17 OAK PARK, IL	17:41.32
:29.10 :30.85 :31.40 :31.45 :31.70 :31.93			:29.56 :31.89 :31.92 :31.97 :31.90 :32.04		
:31.97 :32.06 :32.10 :31.93 :32.01 :32.17			:31.92 :32.03 :32.10 :32.20 :31.71 :32.06		
:32.15 :31.95 :32.32 :32.44 :32.26 :32.15			:32.12 :32.41 :32.29 :32.39 :32.76 :00.00		
:32.16 :32.32 :32.11 :31.89 :31.93 :32.00			1:04.89 :32.65 :32.16 :32.34 :32.78 :32.84		
:32.14 :31.86 :31.82 :32.02 :32.00 :32.06			:32.74 :32.66 :32.96 :32.67 :32.58 :32.21		
:31.94 :31.48 :29.80			:32.58 :32.25 :29.74		
15) RICHARDSON, KIMBERLY	15 WILTON, CT	17:29.55	25) MAGLICH, NICOLE	13 SARASOTA, FL	17:42.52
:28.29 :31.22 :31.63 :31.62 :31.76 :31.79			:29.42 :31.80 :32.36 :31.61 :31.70 :31.71		
:32.05 :32.00 :31.93 :32.23 :32.47 :00.00			:32.18 :31.83 :32.23 :32.08 :32.03 :32.64		
:00.00 :00.00 :00.00 :00.00 :00.00 :00.00			:32.38 :32.15 :32.38 :32.84 :32.39 :32.48		
:00.00 :00.00 :00.00 :00.00 :00.00 :00.00			:32.10 :32.32 :32.31 :32.73 :32.41 :32.64		
:00.00 :00.00 :00.00 :00.00 :00.00 :00.00			:32.15 :32.40 :32.62 :32.66 :32.41 :32.83		
:00.00 :00.00 :00.00			:32.43 :32.39 :31.91		
16) PILOTO, J.P.	17 SARASOTA, FL	17:31.70	26) KLEMICK, BETH	16 BLOOMSBURG, PA	17:45.81
:29.67 :31.74 :31.94 :31.96 :31.96 :32.02			:29.09 :31.63 :31.87 :32.20 :32.17 :31.71		
:32.10 :18:25.60 :00.00 :00.00 :00.00 :00.00			:32.03 :32.09 :32.05 :32.57 :32.07 :32.58		
:00.00 :00.00 :00.00 :00.00 :00.00 :00.00			:32.33 :32.71 :32.39 :32.90 :32.82 :32.88		
:00.00 :00.00 :00.00 :00.00 :00.00 :00.00			:32.93 :32.82 :32.68 :32.58 :32.82 :32.68		
:00.00 :00.00 :00.00 :00.00 :00.00 :00.00			:32.83 :32.50 :32.60 :32.32 :32.49 :32.59		
:00.00 :00.00 :00.00			:32.37 :32.40 :31.11		
17) BROXTERMAN, AMY	14 POWEL CROSLEY, OH	17:31.80	27) KAUSCHER, EMILY	17 M.B. LYONS, OH	17:46.69
:29.90 :32.34 :32.83 :32.59 :32.60 :32.50			:30.40 :32.33 :32.17 :32.59 :32.56 :32.57		
:31.93 :31.67 :32.03 :31.88 :31.82 :31.96			:32.45 :32.58 :32.49 :32.41 :31.95 :31.79		
:31.89 :31.85 :31.82 :31.82 :31.95 :00.00			:32.06 :32.23 :32.48 :32.37 :32.17 :32.17		
1:03.86 :31.93 :31.62 :31.74 :32.13 :31.92			:32.43 :32.62 :32.14 :32.30 :32.41 :32.85		
:31.84 :31.62 :31.98 :31.77 :31.72 :31.91			:32.83 :32.50 :32.50 :32.24 :33.07 :32.57		
:31.75 :32.03 :30.60			:32.50 :32.58 :31.38		
18) ROGERS, JAMIE	17 HENSEL ECKMAN, VA	17:33.06	28) MARCHETTI, SHANA	16 UPR MAIN LINE, PA	17:47.55
:29.87 :31.70 :31.82 :31.82 :32.07 :32.09			:29.30 :32.25 :32.34 :32.21 :31.89 :31.86		
:32.07 :31.94 :32.13 :31.93 :31.30 :31.68			:32.02 :32.03 :32.00 :32.32 :32.21 :32.36		
:31.77 :31.85 :31.78 :32.06 :31.79 :31.98			:32.16 :32.43 :32.26 :32.31 :32.45 :32.50		
:31.90 :32.12 :31.69 :32.09 :32.32 :32.20			:32.77 :32.76 :32.73 :32.41 :32.43 :32.71		
:32.32 :32.21 :32.48 :32.68 :31.90 :32.39			:32.61 :32.89 :32.86 :32.88 :32.83 :32.78		
:32.13 :32.00 :30.98			:32.74 :32.80 :32.45		

(CONTINUED ON NEXT PAGE)

29)	REGISTER, CARRIE	18 M.E. LYONS, OH	17:49.01	39)	COOPER, MARY	17 N.W.DUPAGE, IL	17:57.52
	:30.29 :32.15	:32.42 :32.30	:32.06 :32.22		:29.21 :31.94	:32.05 :32.35	:32.48 :32.40
	:32.17 :32.10	:32.08 :32.18	:31.93 :32.31		:32.56 :32.25	:32.78 :32.58	:32.49 :32.77
	:31.90 :32.25	:31.93 :32.24	:32.10 :32.12		:32.80 :32.80	:33.13 :32.56	:32.99 :32.86
	:32.46 :31.72	:32.04 :32.15	:32.13 :32.37		:32.88 :33.00	:32.76 :33.20	:32.82 :32.95
	:32.83 :33.04	:34.05 :33.14	:33.03 :33.41		:33.31 :33.47	:32.80 :33.08	:33.37 :32.73
	:33.94 :33.70	:32.25			:33.32 :32.87	:31.96	
30)	MORSE, MINDY	17 WILTON, CT	17:50.81	40)	HERRFORD, SARAH	13 HUNTINGTON, WV	18:00.22
	:29.50 :31.43	:31.82 :32.11	:31.98 :32.34		:29.82 :32.11	:32.54 :32.57	:32.80 :32.74
	:32.24 :32.40	:32.14 :32.03	:32.16 :32.36		:32.77 :32.65	:33.05 :32.92	:32.93 :32.90
	:32.78 :32.73	:32.69 :32.66	:32.77 :32.89		:32.95 :32.96	:33.39 :33.04	:33.28 :32.51
	:32.90 :32.77	:32.93 :33.10	:33.34 :33.05		:32.92 :32.81	:33.05 :33.18	:33.14 :32.79
	:33.13 :32.91	:33.46 :32.78	:32.30 :32.15		:32.78 :32.68	:33.13 :33.17	:33.05 :32.34
	:32.20 :32.52	:32.24			:32.70 :32.61	:31.94	
31)	TILTON, CHRISTINE	14 N.W.DUPAGE, IL	17:51.51	41)	GRISLER, AMANDA	15 N.W.DUPAGE, IL	18:04.33
	:29.11 :31.87	:32.36 :32.34	:32.17 :32.58		:29.49 :31.87	:32.21 :32.63	:32.56 :32.73
	:32.67 :32.88	:32.69 :32.56	:32.94 :32.64		:32.63 :32.73	:32.81 :33.12	:32.73 :32.86
	:32.70 :32.67	:32.99 :32.57	:32.50 :33.02		:32.73 :33.06	:32.96 :32.74	:32.93 :32.89
	:32.68 :32.81	:32.30 :32.55	:32.73 :32.59		:32.81 :32.89	:33.04 :32.82	:32.84 :33.06
	:32.73 :33.01	:32.79 :32.77	:32.95 :32.55		:32.95 :33.06	:33.22 :32.92	:32.89 :33.22
	:32.61 :32.26	:30.92			:34.26 :34.83	:33.84	
32)	LIBERTINY, TIMBA	16 NEW CANAAN, CT	17:53.71	42)	MCMAHON, CARLY	15 CORTLAND, NY	18:04.97
	:29.71 :31.83	:32.43 :32.47	:32.33 :32.41		:28.66 :31.74	:32.51 :32.75	:32.81 :32.88
	:32.37 :32.62	:32.87 :32.62	:32.84 :32.66		:33.12 :32.85	:32.95 :32.84	:32.95 :33.30
	:33.22 :32.82	:32.71 :32.74	:32.75 :33.12		:32.84 :32.84	:33.00 :33.16	:33.15 :33.11
	:32.74 :32.72	:32.84 :32.50	:32.92 :33.08		:32.95 :32.88	:33.03 :33.14	:33.41 :33.37
	:32.70 :32.39	:32.74 :32.49	:32.52 :32.57		:33.37 :33.14	:33.38 :33.18	:33.08 :33.25
	:32.75 :32.38	:31.85			:33.36 :33.25	:32.72	
33)	REYNOLDS, LINDSAY	14 SARASOTA, FL	17:54.19	43)	BARNES, AMY	16 SPARTANBURG, SC	18:05.10
	:29.18 :31.42	:31.85 :31.89	:32.39 :32.09		:29.78 :31.77	:32.52 :32.78	:32.73 :32.90
	:32.14 :18.87	:45.76 :32.21	:32.14 :32.40		:32.62 :32.82	:32.71 :32.50	:32.86 :32.85
	:32.46 :32.52	:32.53 :32.64	:32.55 :32.74		:33.11 :33.20	:32.92 :33.05	:32.97 :33.23
	:33.10 :32.88	:33.05 :33.10	:33.20 :32.92		:33.40 :33.20	:33.13 :33.13	:33.43 :33.10
	:33.22 :33.45	:33.28 :33.01	:33.26 :33.16		:33.09 :33.32	:33.25 :33.52	:33.35 :33.44
	:32.86 :33.31	:32.61			:33.14 :33.07	:32.21	
34)	BROTCKE, AMANDA	17 KISHWAUKEE, IL	17:54.66	44)	STRONG, HILLARY	15 M.E. LYONS, OH	18:06.21
	:28.92 :31.58	:32.21 :32.56	:32.49 :32.58		:30.50 :32.92	:32.38 :33.18	:32.96 :32.55
	:32.53 :32.27	:32.63 :32.67	:32.48 :32.59		:32.84 :33.09	:32.84 :32.90	:33.11 :33.16
	:32.62 :32.86	:33.10 :32.89	:33.02 :32.76		:32.94 :33.54	:32.85 :32.84	:33.22 :32.93
	:32.75 :33.06	:32.71 :32.85	:32.98 :32.57		:33.42 :32.99	:33.49 :33.45	:33.56 :33.13
	:32.93 :32.99	:33.14 :32.79	:32.92 :33.11		:32.52 :33.07	:32.81 :32.79	:33.43 :33.08
	:32.61 :33.06	:31.43			:33.35 :32.99	:31.38	
35)	KLOOTE, BRIANNA	16 ANN ARBOR, MI	17:56.27	45)	WHITE, ELIZABETH	13 DAYTONA BEACH Y	18:07.51
	:28.74 :31.08	:31.90 :32.43	:32.21 :32.08		:29.75 :31.66	:32.56 :32.86	:32.47 :32.99
	:32.52 :32.34	:32.60 :32.66	:32.54 :32.93		:32.84 :32.87	:32.55 :33.27	:32.99 :33.23
	3:32.99 :00.00	:00.00 :00.00	:00.00 :00.00		:33.53 :32.80	:32.76 :33.58	:32.99 :33.16
	:18.15 :33.08	:33.23 :32.96	:33.19 :33.18		:33.37 :33.35	:32.87 :32.95	:32.82 :32.98
	:32.76 :32.64	:32.91 :33.22	:33.40 :33.19		:33.33 :33.52	:32.75 :33.19	:33.21 :33.61
	:33.03 :32.76	:31.55			:33.46 :34.05	:33.19	
36)	LAKAMP, LESLIE	16 M.E. LYONS, OH	17:56.51	46)	JONES, MEGAN	17 GLENDALE, CA	18:12.67
	:29.34 :32.09	:32.59 :32.63	:31.43 :32.07		:30.51 :32.26	:32.30 :32.52	:32.37 :32.39
	:32.16 :32.17	:32.00 :32.02	:32.54 :32.66		:32.17 :32.32	:32.61 :32.62	:32.71 :32.64
	:32.91 :32.69	:33.12 :32.83	:32.95 :33.12		:32.60 :33.56	:33.69 :33.74	:33.85 :33.80
	:32.97 :33.04	:33.02 :32.35	:33.19 :33.05		:33.83 :33.44	:33.22 :33.42	:33.47 :33.47
	:32.93 :33.48	:33.11 :36.70	:30.43 :32.95		:33.73 :33.82	:33.75 :33.29	:33.49 :33.90
	:33.50 :32.69	:31.78			:33.98 :33.64	:33.56	
37)	SNYDER, JILL	18 N.W.DUPAGE, IL	17:57.13	47)	HAYES, KATHERINE	15 PIEDMONT, VA	18:16.46
	:29.95 :32.04	:32.55 :32.36	:32.59 :32.24		:30.06 :32.29	:32.95 :32.68	:32.86 :32.83
	:32.36 :32.37	:32.44 :32.53	:32.61 :32.83		:32.59 :32.54	:33.08 :32.91	:33.03 :32.93
	:32.53 :32.54	:32.82 :33.07	:32.75 :33.16		:32.93 :33.08	:32.90 :33.51	:33.20 :33.42
	:32.79 :32.92	:32.91 :32.89	:33.19 :33.11		:33.54 :34.05	:33.57 :33.58	:33.93 :34.05
	:33.10 :33.12	:33.22 :33.46	:33.35 :32.71		:34.12 :33.57	:33.99 :34.00	:33.55 :34.42
	:32.91 :32.43	:31.28			:33.77 :33.65	:32.88	
38)	MURACA, DANIELLE	17 WILTON, CT	17:57.20	48)	MAYER, DANA	17 ORLANDO, FL	18:27.88
	:29.79 :31.76	:32.11 :32.30	:32.40 :32.20		:29.73 :32.24	:32.80 :32.85	:33.03 :32.89
	:32.36 :32.55	:32.65 :32.62	:32.45 :32.70		:33.26 :33.47	:33.46 :33.48	:33.71 :33.62
	:32.73 :32.58	:32.93 :32.93	:32.93 :33.21		:33.75 :33.47	:34.00 :33.77	:33.76 :33.85
	:33.15 :32.99	:32.69 :32.96	:33.09 :33.32		:34.11 :34.18	:34.06 :33.89	:33.95 :34.08
	:33.34 :33.37	:33.09 :32.88	:32.80 :33.19		:34.26 :33.99	:34.08 :34.18	:34.24 :34.18
	:32.97 :32.58	:31.58			:34.09 :34.10	:36.88	



## EVENT: 40 MEN'S 1650 YARDS FREESTYLE

(CONTINUED)

19) STEWARD, OSWALD	18 PIEDMONT, VA	16:31.02	29) MCCROAN, J.P.	16 ORLANDO, FL	16:50.03
:27.47 :29.23 :29.53 :29.76 :29.90 :30.00			:27.82 :29.89 :30.54 :30.71 :30.74 :30.74		
:29.76 :29.83 :29.70 :29.75 :30.04 :30.39			:30.63 :30.49 :30.56 :30.67 :30.45 :30.39		
:30.23 :30.13 :29.97 :30.15 :30.25 :30.19			:30.43 :30.54 :30.49 :30.33 :30.62 :30.58		
:29.89 :30.11 :30.43 :30.41 :30.14 :30.72			:30.78 :30.75 :30.91 :30.78 :30.96 :30.90		
:30.54 :30.34 :30.45 :30.27 :30.57 :30.60			:30.72 :31.11 :30.90 :31.10 :31.03 :30.96		
:30.47 :30.18 :29.62			:31.16 :31.20 :30.15		
20) PINNEY, MATS	15 M.E. LYONS, OH	16:32.47	30) BARTZ, JOSH	15 N.W. DUPAGE, IL	16:52.38
:27.96 :29.97 :30.25 :30.41 :29.61 :29.80			:27.18 :29.55 :30.65 :30.81 :30.88 :30.93		
:30.61 :30.85 :30.53 :30.24 :30.02 :30.36			:30.46 :30.62 :30.74 :31.05 :31.21 :31.19		
:30.40 :29.95 :30.06 :30.54 :30.66 :30.30			:30.48 :30.94 :30.88 :31.54 :30.53 :30.76		
:30.34 :30.33 :29.96 :29.80 :30.68 :29.53			:31.49 :31.30 :31.19 :31.40 :31.24 :30.56		
:30.27 :30.37 :29.91 :30.17 :30.36 :30.15			:30.26 :30.96 :31.01 :31.15 :30.83 :30.88		
:29.95 :29.54 :28.59			:30.60 :30.49 :28.62		
21) KRATSON, MARK	20 MONTCLAIR, NJ	16:33.90	31) FISCHER, JONATHAN	16 WILTON, CT	16:52.41
:27.53 :29.74 :30.27 :30.34 :30.29 :30.41			:27.14 :29.48 :30.40 :30.59 :30.74 :30.43		
:30.00 :30.21 :30.01 :30.39 :30.27 :30.16			:30.37 :30.43 :30.56 :30.62 :30.72 :30.58		
:30.55 :30.06 :30.59 :30.83 :30.18 :29.85			:30.59 :30.95 :30.90 :31.03 :30.86 :30.55		
:29.77 :30.29 :30.24 :30.23 :30.45 :30.26			:30.91 :31.24 :30.80 :31.00 :31.09 :31.44		
:30.20 :30.28 :30.38 :30.41 :29.95 :30.28			:31.24 :31.28 :31.48 :31.44 :31.31 :31.00		
:29.61 :30.41 :29.46			:31.28 :30.62 :29.34		
22) BURKE, JAMIE	17 ANN ARBOR, MI	16:38.29	32) MARK, DOUGLAS	15 FLUSHING YMCA, NY	16:53.03
:27.10 :29.17 :30.13 :30.29 :30.48 :30.19			:27.02 :29.78 :30.50 :30.70 :31.01 :30.56		
:30.25 :30.37 :30.13 :30.31 :30.23 :30.24			:30.54 :30.95 :30.83 :30.83 :31.05 :31.04		
:30.17 :29.96 :30.13 :30.29 :30.23 :30.19			:30.81 :31.17 :30.96 :31.08 :31.03 :31.13		
:30.42 :30.48 :30.42 :30.85 :30.74 :30.85			:31.17 :31.44 :31.29 :31.23 :31.54 :30.89		
:30.40 :30.73 :30.54 :30.56 :30.61 :30.87			:30.58 :30.98 :30.58 :30.53 :31.04 :31.11		
:30.73 :30.53 :29.70			:30.55 :29.76 :29.35		
23) WERA, TIMMY	15 M.E. LYONS, OH	16:39.68	33) POSPISIL, MARK	17 N. OAKLAND CO, MI	16:54.13
:27.73 :30.10 :30.67 :30.95 :30.74 :30.72			:27.35 :29.69 :30.31 :30.11 :30.70 :30.51		
:30.77 :30.52 :30.72 :30.60 :30.36 :30.37			:29.99 :30.37 :30.63 :30.73 :30.48 :30.94		
:30.74 :30.82 :30.04 :29.86 :30.62 :30.24			:30.96 :31.38 :30.74 :31.22 :30.94 :31.27		
:30.61 :30.36 :30.00 :30.13 :30.06 :30.17			:31.15 :31.48 :31.30 :31.51 :31.06 :30.77		
:30.20 :30.43 :30.11 :30.02 :30.24 :30.71			:30.87 :31.32 :31.06 :30.94 :31.35 :31.41		
:30.05 :30.41 :29.61			:31.64 :30.64 :29.31		
24) PURANTZ, DAVID	16 WINSTON-SALEM, NC	16:42.00	34) ELSTON, CHRIS	16 ORLANDO, FL	16:54.91
:27.24 :29.21 :29.45 :29.70 :29.98 :30.22			:27.62 :29.76 :29.46 :30.25 :30.16 :30.42		
:30.15 :30.36 :30.39 :30.42 :30.27 :30.59			:30.53 :30.53 :30.62 :30.68 :30.70 :31.16		
:30.58 :30.24 :30.36 :30.67 :30.47 :30.47			:30.88 :31.25 :31.71 :31.75 :30.71 :31.32		
:30.56 :30.70 :30.44 :31.17 :31.21 :30.74			:31.09 :31.11 :31.37 :30.74 :31.50 :30.76		
:30.88 :30.86 :30.89 :30.81 :30.70 :30.95			:31.30 :31.30 :31.00 :31.08 :30.68 :31.22		
:30.72 :30.72 :29.88			:31.27 :30.75 :30.23		
25) HELUK, JOE	16 RIDGEWOOD, NJ	16:42.71	35) COOPER, RYAN	15 WINSTON-SALEM, NC	16:57.25
:27.86 :30.35 :30.34 :30.95 :30.58 :30.66			:27.10 :29.53 :30.77 :30.40 :30.44 :30.43		
:31.05 :30.67 :31.05 :30.70 :30.90 :30.67			:30.42 :30.87 :30.96 :30.59 :30.57 :30.81		
:30.87 :30.80 :31.09 :30.73 :30.25 :30.55			:31.47 :30.70 :31.07 :31.08 :31.19 :31.30		
:30.80 :30.07 :30.35 :30.42 :30.19 :30.48			:31.48 :30.81 :31.43 :31.30 :31.15 :31.15		
:30.16 :30.48 :30.13 :30.76 :30.23 :29.98			:32.22 :31.58 :31.29 :31.56 :31.14 :31.11		
:30.08 :29.43 :29.08			:30.72 :31.14 :29.47		
26) THOMAS, JASON	14 OLD TOWN, ME	16:43.12	36) ALPERT, EVAN	16 RIDGEWOOD, NJ	16:57.49
:27.69 :29.98 :30.38 :30.49 :30.45 :30.83			:28.27 :30.53 :31.38 :31.12 :30.93 :30.97		
:30.64 :30.57 :30.48 :30.79 :30.53 :30.25			:30.72 :30.48 :30.52 :30.37 :31.12 :30.34		
:30.77 :30.41 :30.46 :30.26 :30.49 :30.85			:30.66 :31.07 :30.98 :30.70 :30.94 :30.87		
:30.84 :30.43 :30.53 :31.06 :30.51 :31.15			:31.49 :31.02 :30.97 :31.06 :31.38 :31.21		
:30.79 :30.88 :30.53 :30.79 :30.50 :30.73			:30.84 :30.78 :31.38 :30.90 :31.29 :31.46		
:30.54 :30.76 :26.76			:30.82 :31.40 :29.52		
27) HOUCK, JUSTIN	15 READING, PA	16:45.96	37) ORENDORF, WILLIAM	18 WESTPORT, CT	16:57.55
:26.22 :28.57 :29.34 :29.47 :29.85 :29.94			:26.90 :29.87 :30.42 :30.67 :30.83 :30.84		
:30.38 :30.63 :30.61 :30.69 :30.67 :30.62			:30.86 :31.04 :31.19 :31.15 :31.39 :31.18		
:30.65 :30.71 :30.88 :30.99 :30.92 :31.17			:31.00 :31.41 :31.37 :31.24 :31.16 :31.20		
:31.48 :30.84 :31.49 :31.36 :31.08 :30.91			:31.42 :31.20 :31.24 :31.35 :31.30 :31.26		
:31.18 :31.34 :30.87 :30.64 :31.14 :30.75			:31.23 :31.24 :31.11 :31.02 :30.79 :30.85		
:30.93 :30.12 :29.52			:30.61 :30.58 :28.63		
28) REYNOLDS, ADAM	16 CHAMPAIGN, IL	16:48.96	38) CORRIGAN, JOHN	18 RED BANK, NJ	16:59.31
:26.85 :29.15 :29.85 :30.19 :29.86 :30.18			:27.13 :28.51 :29.26 :29.79 :30.07 :30.13		
:30.03 :30.41 :30.29 :30.30 :30.82 :30.68			:30.40 :30.36 :30.65 :30.65 :30.53 :30.84		
:30.64 :30.37 :30.46 :31.11 :30.72 :30.78			:31.04 :30.78 :30.95 :31.15 :31.27 :31.05		
:30.96 :31.07 :30.77 :30.64 :31.61 :31.02			:31.68 :31.27 :31.64 :31.87 :31.91 :31.75		
:31.12 :31.19 :31.38 :31.50 :31.12 :31.44			:31.96 :31.87 :31.80 :31.94 :31.94 :31.68		
:31.71 :31.21 :29.53			:31.62 :31.17 :30.65		

(CONTINUED ON NEXT PAGE)

39) BUBAN, MATT	16 M.E. LYONS, OH	16:59.66		49) BEGLEY, MATT	17 UPR MAIN LINE, PA	17:11.39
1:28.86	2:59.95	:36.44	:31.13	:31.12	:31.12	
:31.08	:31.31	:31.25	:31.06	:31.34	:31.55	
:31.38	:30.80	:31.43	:31.14	:31.09	:30.95	
:31.19	:31.19	:31.02	:30.94	:30.98	:31.09	
:30.93	:29.32	:00.00	:00.00	:00.00	:00.00	
:00.00	:00.00	:00.00				
40) McLAUGHLIN, T.J.	16 DAYTONA BEACH Y	16:59.99		50) BATEMAN, SCOTT	15 SOMERSET VLY, NJ	17:12.52
:27.25	:29.57	:30.22	:30.68	:30.94	:30.89	
:30.66	:30.84	:30.81	:30.79	:30.83	:30.99	
:30.83	:31.18	:30.96	:31.04	:31.14	:31.12	
:31.15	:31.32	:31.23	:31.29	:31.23	:31.15	
:31.14	:31.03	:31.39	:31.36	:31.41	:31.90	
:31.84	:31.66	:30.15				
<del>41) PERRY, ANDREW</del>	<del>14 RALEIGH, NC</del>	<del>17:00.40</del>		51) GARRITY, RYAN	16 CHESHIRE, CT	17:16.49
:27.94	:30.04	:31.13	:30.81	:31.40	:30.89	
:30.93	:31.07	:30.95	:31.02	:31.07	:31.01	
:31.13	:31.02	:31.02	:31.18	:31.03	:31.39	
:31.11	:31.34	:30.99	:31.29	:30.96	:31.09	
:31.25	:31.02	:30.72	:30.98	:31.25	:31.36	
:31.08	:30.99	:29.94				
42) PELL, DAVID	15 SPARTANBURG, SC	17:01.26		52) LIM, ANDREW	16 GLENDALE, CA	17:18.91
:27.37	:30.29	:30.58	:30.91	:30.80	:30.73	
:30.99	:30.89	:30.87	:31.02	:31.04	:31.26	
:31.26	:31.41	:31.32	:31.20	:31.13	:31.26	
:30.97	:31.21	:31.13	:31.11	:31.34	:31.31	
:31.16	:31.10	:31.20	:31.28	:31.46	:31.11	
:31.04	:30.96	:30.55				
43) DePOWELL, JOHN	17 M.E. LYONS, OH	17:03.06		53) LOEWER, JOSH	14 SPARTANBURG, SC	17:19.67
:28.33	:30.16	:30.89	:31.05	:31.20	:30.96	
:30.86	:31.15	:31.18	:30.45	:31.18	:30.85	
:30.65	:30.95	:31.25	:31.26	:31.54	:31.40	
:31.35	:31.46	:30.93	:31.12	:30.86	:31.22	
:31.45	:31.41	:30.89	:31.26	:31.36	:31.15	
:31.55	:31.22	:30.52				
44) DRUPKE, ADGIR	16 WINSTON-SALEM, NC	17:03.16		54) BOYER, TIM	15 WINSTON-SALEM, NC	17:24.75
:27.37	:29.17	:29.86	:30.12	:30.30	:30.15	
:30.12	:30.48	:30.64	:31.04	:31.15	:31.19	
:31.55	:32.20	:32.04	:32.31	:32.32	:31.51	
:31.73	:31.39	:30.89	:31.72	:31.31	:31.18	
:31.62	:31.35	:31.44	:31.32	:31.17	:31.63	
:31.32	:31.39	:30.18				
45) McBRIDE, JEFF	16 NEW CANAAN, CT	17:03.55		55) DAVIS, ZEB	18 CORTLAND, NY	17:37.23
:28.08	:30.52	:30.79	:30.88	:30.91	:31.00	
:30.73	:30.92	:30.91	:31.09	:31.68	:31.33	
:31.47	:31.37	:31.64	:31.58	:30.88	:30.94	
:31.53	:31.46	:31.20	:31.31	:31.19	:30.88	
:30.87	:31.19	:31.36	:31.56	:31.19	:31.36	
:31.02	:30.26	:30.45				
46) ACKLEY, ANDREW	14 RALEIGH, NC	17:06.94		56) MURRAY, PATRICK	17 PIEDMONT, VA	17:42.57
:27.12	:29.74	:30.64	:31.07	:30.79	:30.83	
:31.04	:31.30	:31.46	:31.26	:31.34	:31.48	
:31.48	:31.34	:31.02	:31.40	:31.71	:31.80	
:31.40	:31.63	:31.20	:31.60	:31.56	:31.78	
:31.50	:31.28	:31.56	:31.74	:31.54	:31.31	
:31.27	:31.01	:29.74				
47) THROCKMORTON, RUSS	15 HENSEL ECKMAN, VA	17:07.23		GRAVLEY, GRAHAM	17 HENSEL ECKMAN, VA	DISQUAL
:27.19	:29.85	:30.84	:31.03	:30.96	:30.76	
:31.49	:31.25	:31.17	:31.70	:31.35	:31.24	
:31.49	:31.25	:31.72	:31.26	:32.02	:31.76	
:31.67	:31.54	:31.14	:31.28	:31.37	:31.66	
:31.99	:31.78	:31.08	:31.05	:31.22	:31.73	
:31.18	:31.03	:29.18				
48) MALMGREN, DEAN	16 N.W. DUPAGE, IL	17:07.55				
:27.66	:29.77	:30.54	:30.75	:30.85	:31.01	
:31.08	:31.26	:31.27	:31.59	:31.45	:31.46	
:31.05	:31.49	:31.33	:31.15	:31.47	:31.42	
:31.18	:31.42	:31.56	:31.03	:31.27	:31.73	
:31.69	:31.65	:31.78	:31.46	:31.50	:31.79	
:31.85	:31.19	:29.85				

1997 Y.M.C.A. NATIONAL SHORT COURSE  
SWIMMING and DIVING CHAMPIONSHIPS

Swum at: INTERNATIONAL SWIMMING HALL of FAME AQUATIC CENTER, FORT LAUDERDALE  
APRIL 11, 1997

EVENT : 30 WOMEN'S 1 METER DIVING

NATIONAL RECORD 478.50 MARY FISCHBACH FT. DODGE, IA 1982

RANK	NAME	YEAR	TEAM	PRELIM	SEMI FINALS	FINALS
1	BASSHAM, LANE	16	MOULTRIE, GA	.00	.00	366.90
2	SHIPLEY, ALI	18	SOMERSET VLY, NJ	.00	.00	324.50
3	MCLEAN, CAMILA	18	MOULTRIE, GA	.00	.00	323.60
4	ROGERS, VALERIE	16	SOMERSET VLY, NJ	.00	.00	322.75
5	MALINOWSKI, SHANNON	18	SOMERSET VLY, NJ	.00	.00	315.70
6	MUIR, AMANDA	17	SOMERSET VLY, NJ	.00	.00	304.10
7	DUGHI, LISA	17	SOMERSET VLY, NJ	.00	.00	297.65
8	HUGHES, JULIA	16	MOULTRIE, GA	.00	.00	288.75
9	MAAS, AMANDA	18	SCHROEDER BR. WI	.00	.00	271.65
10	COLBERT, COURTNEY	18	SCHROEDER BR. WI	.00	.00	271.05
11	GOTTFREDSON, CHARITY	16	SCHROEDER BR. WI	.00	.00	269.05
12	KOSORIS, TAMARA	17	SCHROEDER BR. WI	.00	.00	262.50
13	DAVIS, JILL	16	WARREN, MI	.00	.00	262.20
14	MCARDLE, LAUREN	17	ROCKY RUN, PA	.00	.00	261.75
15	MELLAGE, ALISON	15	SOMERSET VLY, NJ	.00	.00	258.15
16	SCHROEDER, ALLISON	15	SCHROEDER BR. WI	.00	.00	254.25
17	KLINE, AMANDA	17	SOMERSET VLY, NJ	.00	.00	251.85
18	RAFAL, HEATHER	18	ROCKY RUN, PA	.00	.00	248.60
19	RYDER, SUZY	16	ROCKY RUN, PA	.00	.00	227.15
20	HELDUSER, TRACEY	15	ROCKY RUN, PA	.00	.00	223.80
21	GRABOWY, MARISSA	17	ROCKY RUN, PA	.00	.00	216.85
22	RUBEL, BECKY	15	SCHROEDER BR. WI	.00	.00	215.25
23	POWELSKI, ANDREA	17	SCHROEDER BR. WI	.00	.00	210.00
24	MERRILL, KRISTIN	17	WARREN, MI	.00	.00	187.45



WW WW OOOOO MMMM MMM EEEEEEE NNN NN  
 WW WW OOOOOO MM MM EEEEEEE NNNN NN  
 WW WW OO OO MM MMMM EE NN NN NN  
 WW WW WW OO OO MM MM EEEEEEE NN NN NN  
 WW WW WW OO OO MM MM EE NN NN NN  
 WW WW WW OOOOOO MM MM EEEEEEE NN NNNN  
 WW WW OOOOO MM MM EEEEEEE NN NNN

MMM MMM EEEEEEE NNN NN  
 MM MM MM MM EEEEEEE NNNN NN  
 MM MMMM MM EE NN NN NN  
 MM MM EEEEEEE NN NN NN  
 MM MM EE NN NN NN  
 MM EEEEEEE NN NNNN  
 MM EEEEEEE NN NNN

SCORING FINAL SCORES

1) WILTON, CT	317.0	29) S. Ft. WAYNE, IN	29.0
2) SCHROEDER BR. WI	314.0	30) GAMBLE-NIPPERT, O	28.0
3) BLOOMSBURG, PA	291.0	30) ANNE ARUNDEL, MD	28.0
4) M.E. LYONS, OH	272.0	32) SUMMIT AREA, NJ	27.0
5) ORLANDO, FL	259.0	33) ANN ARBOR, MI	26.0
6) RALEIGH, NC	199.0	34) RIDGEWOOD, NJ	23.0
7) CHESHIRE, CT	173.0	35) KNOX COUNTY Y, IL	21.0
8) SOMERSET VLY, NJ	142.0	36) HARFORD CO, MD	20.0
9) WESTPORT, CT	130.0	37) GTR. JOHNSTOWN, PA	19.0
10) BIRMINGHAM, MI	125.0	38) FLUSHING YMCA, NY	18.5
11) HUNTINGTON, WV	117.0	39) PARKERSBURG, WV	14.0
12) SPARTANBURG, SC	115.0	39) OAK PARK, IL	14.0
13) N.W. DUPAGE, IL	112.0	41) FRANKFORT, KY	13.0
14) MOULTRIE, GA	111.0	42) WILMINGTON, NC	12.0
15) UPR MAIN LINE, PA	92.0	42) DAYTONA BEACH Y	12.0
16) SARASOTA, FL	84.0	44) GLENS FALLS, NY	11.0
16) CHAMPAIGN, IL	84.0	45) FARGO-MOORHEAD	9.0
18) N.OAKLAND CO, MI	83.0	45) ROANOKE, VA	9.0
19) WINSTON-SALEM, NC	71.0	47) HAMILTON, NJ	7.0
20) HAMDEN/N. HAVEN	62.0	47) RAHWAY, NJ	7.0
21) NAPERVILLE, IL	54.5	47) GTR. TOPEKA, KS	7.0
22) MISSOURI VLY, ND	54.0	50) FORT WAYNE, IN	5.5
23) PIEDMONT, VA	50.0	51) MACOMB, MI	5.0
24) APPLETON, WI	46.0	52) WARREN, MI	4.0
25) KETTERING, OH	40.0	52) St. CLOUD, MN	4.0
26) RED BANK, NJ	35.0	54) S.E. GRAND RAPIDS	3.0
27) MONTCLAIR, NJ	32.0	54) ROCKY RUN, PA	3.0
28) RACINE, WI	29.5	56) CENT. VIRGINIA	1.0

SCORING FINAL SCORES

1) M.E. LYONS, OH	339.0	34) GTR. JOHNSTOWN, PA	26.0
2) UPR MAIN LINE, PA	329.5	35) FAIRFIELD, OH	22.0
3) SCHROEDER BR. WI	308.0	36) MONTCLAIR, NJ	21.0
4) N.OAKLAND CO, MI	239.0	37) SPRINGFIELD, OH	18.0
4) N.W. DUPAGE, IL	239.0	38) ROCKY RUN, PA	17.0
6) LAKE LAND HILL, NJ	217.5	39) DEARBORN, MI	15.0
7) ORLANDO, FL	185.0	39) FRANKFORT, KY	15.0
8) ANN ARBOR, MI	179.0	41) WINSTON-SALEM, NC	14.0
9) WILTON, CT	148.0	41) BIRMINGHAM, MI	14.0
10) RALEIGH, NC	121.0	41) BIRMINGHAM, MI	14.0
11) SARASOTA, FL	114.0	44) GENEVA LAKES, WI	14.0
12) NAPERVILLE, IL	109.0	44) ELKHART, IN	12.0
13) OAK PARK, IL	82.0	44) CARLISLE, PA	12.0
14) FLUSHING YMCA, NY	75.0	44) COUNTRYSIDE, OH	12.0
15) MOULTRIE, GA	74.0	47) SCRANTON, PA	11.0
16) RED BANK, NJ	73.0	47) NEW CANAAN, CT	11.0
17) WESTPORT, CT	69.0	49) BEVERLY, MA	9.0
18) CHAMPAIGN, IL	58.0	49) HARRISBURG, W. SHO	9.0
19) SAN PEDRO, CA	54.0	49) KETTERING, OH	9.0
20) LIMA, OH	53.0	52) CHESHIRE, CT	8.0
21) SOMERSET HLS, NJ	48.0	53) PIEDMONT, VA	6.0
21) SOMERSET VLY, NJ	48.0	53) BETHLEHEM, PA	6.0
23) CENT. CHESTER CO.	45.0	53) S. Ft. WAYNE, IN	6.0
24) SPARTANBURG, SC	44.0	56) PHOENIXVILLE, PA	5.0
25) RAPPAHANNOCK, VA	41.0	57) OCEAN COUNTY, NJ	4.0
26) S.E. GRAND RAPIDS	38.0	57) POTTSTOWN, PA	3.0
27) POWEL CROSLY, OH	37.0	59) OIL CITY, PA	2.0
28) HUNTINGTON, WV	36.0	59) CANANADAIGUA, NY	2.0
29) GAITHERSBURG, MD	35.0	59) RAHWAY, NJ	2.0
30) APPLETON, WI	31.0	59) CENT. KENTUCKY	2.0
30) St. LUCIE CO. FL	31.0	59) WILMINGTON, NC	2.0
32) GTR. TOPEKA, KS	29.0	64) METUCHEN, NJ	1.0
33) CENT. VIRGINIA	28.0	64) MONTGOMERY, AL	1.0

CCCCCC OOOOO MMMM MMM BBBBBB IIIIII NNN NN EEEEEEE DDDDDD  
 CCCCCCCC OOOOOO MM MM BBBBBBBB IIIIII NNNN NN EEEEEEE DDDDDD  
 CC OO OO MM MMMM MM BB BB II NN NN NN EE DD DD  
 CC OO OO MM MM BBBBBB II NN NN NN EEEEE DD DD  
 CC OO OO MM MM BB BB II NN NN NN EE DD DD  
 CCCCCCCC OOOOOO MM BBBBBBBB IIIIII NN NNNN EEEEEEE DDDDDD  
 CCCCCC OOOOO MM BBBBBB IIIIII NN NN EEEEEEE DDDDDD

SCORING FINAL SCORES

1) SCHROEDER BR. WI	622.0	19) BIRMINGHAM, MI	139.0
2) M.E. LYONS, OH	611.0	20) RED BANK, NJ	108.0
3) WILTON, CT	465.0	21) OAK PARK, IL	96.0
4) ORLANDO, FL	444.0	22) FLUSHING YMCA, NY	93.5
5) UPR MAIN LINE, PA	421.5	23) WINSTON-SALEM, NC	85.0
6) N.W. DUPAGE, IL	351.0	24) APPLETON, WI	77.0
7) N.OAKLAND CO, MI	322.0	25) PIEDMONT, VA	56.0
8) RALEIGH, NC	320.0	26) MONTCLAIR, NJ	53.0
9) ANN ARBOR, MI	205.0	27) KETTERING, OH	49.0
10) WESTPORT, CT	199.0	28) GTR. JOHNSTOWN, PA	45.0
11) SARASOTA, FL	198.0	29) S.E. GRAND RAPIDS	41.0
12) SOMERSET VLY, NJ	190.0	30) GTR. TOPEKA, KS	36.0
13) MOULTRIE, GA	185.0	31) S. Ft. WAYNE, IN	35.0
14) CHESHIRE, CT	181.0	32) CENT. VIRGINIA	29.0
15) NAPERVILLE, IL	163.5	33) FRANKFORT, KY	28.0
16) SPARTANBURG, SC	159.0	34) ROCKY RUN, PA	20.0
17) HUNTINGTON, WV	153.0	35) WILMINGTON, NC	14.0
18) CHAMPAIGN, IL	142.0	36) RAHWAY, NJ	9.0

1997 Y.M.C.A. NATIONAL SHORT COURSE  
SWIMMING and DIVING CHAMPIONSHIPS

Swim at: INTERNATIONAL SWIMMING HALL of FAME AQUATIC CENTER, FORT LAUDERDALE

RECORDS BROKEN

EVENT 2	MEN's	500	YARDS	FREESTYLE			
NEW RECORD: *****		4:23.21		MESSNER, ADAM	18	ANN ARBOR, MI	
NATIONAL RECORD		4:25.80		D. WEATHERFORD		COLLIER CITY, FL	1989
EVENT 11	WOMEN's	200	YARDS	FREESTYLE			
NEW RECORD: *****		1:47.07		WILLIAMS, STEFANIE	17	BLOOMSBURG, PA	
NATIONAL RECORD		1:47.22		K. LINKHAN		SARASOTA, FL	1979
EVENT 12	MEN's	200	YARDS	FREESTYLE			
NEW RECORD: *****		1:37.85		MESSNER, ADAM	18	ANN ARBOR, MI	
NATIONAL RECORD		1:38.01		R. VAN TASSILL		ALEXANDRIA, VA	1990
EVENT 23	WOMEN's	100	YARDS	FREESTYLE			
NEW RECORD: *****		:50.10		WILLIAMS, STEFANIE	17	BLOOMSBURG, PA	
NATIONAL RECORD		:50.12		BETH WASHUT		ASHTUBULA, OH	1980
EVENT 35	WOMEN's	100	YARDS	BREASTSTROKE			
NEW RECORD: *****		1:03.04		JONES, KELLY	14	KETTERING, OH	
NATIONAL RECORD		1:03.24		RACHEL GUSTIN		M.E. LYONS, OH	1993
EVENT 40	MEN's	1650	YARDS	FREESTYLE			
NEW RECORD: *****		15:15.84		MAY, JEFF	15	SARASOTA, FL	
NATIONAL RECORD		15:19.24		D. SIMS		JOLIET, IL	1980

1997 Y.M.C.A. NATIONAL SHORT COURSE  
 SWIMMING and DIVING CHAMPIONSHIPS

Swim at: INTERNATIONAL SWIMMING HALL of FAME AQUATIC CENTER, FORT LAUDERDALE

WOMEN'S EVENTS

AFTER ACTION REPORT

		DISQUALIFIED					
		S	BQ	B	S	D	
		R	RU	ES	U		
		A	TA	TE	A		
		T	TL	TR	L		
		E	RI	ED	I		
		C	RF	R	F		
		H	EY	ET	I		
		A	DI	DI	I		
		M	AN	M	E		
		D	MG	E	D		
EVENT	TRIALS *****						
1	500 YARDS FREESTYLE	85	12	73	54	18	0
3	200 YARDS INDIVIDUAL MEDLEY	163	34	129	91	30	3
5	50 Yards FREESTYLE	289	31	258	159	40	1
7	200 YARDS MEDLEY RELAY	96	0	96	73	48	5
11	200 YARDS FREESTYLE	136	33	103	59	13	1
13	100 YARDS BACKSTROKE	140	16	124	85	20	1
15	200 YARDS BREASTSTROKE	63	3	60	50	21	0
17	100 YARDS BUTTERFLY	162	21	141	97	41	1
19	400 YARDS FREESTYLE RELAY	75	2	73	58	33	2
21	400 YARDS INDIVIDUAL MEDLEY	115	22	93	71	33	0
23	100 Yards FREESTYLE	200	33	167	100	37	1
25	200 YARDS BACKSTROKE	99	17	82	66	28	1
27	800 YARDS FREESTYLE RELAY	68	3	65	48	21	3
31	200 YARDS FREESTYLE RELAY	86	0	86	60	34	2
33	200 YARDS BUTTERFLY	101	15	86	59	31	4
35	100 YARDS BREASTSTROKE	161	15	146	81	14	0
37	400 YARDS MEDLEY RELAY	92	0	92	70	16	3
39	1650 YARDS FREESTYLE	58	10	48	44	20	0
		2189	267	1922	1325	498	28

1997 Y.M.C.A. NATIONAL SHORT COURSE  
SWIMMING and DIVING CHAMPIONSHIPS

Swim at: INTERNATIONAL SWIMMING HALL of FAME AQUATIC CENTER, FORT LAUDERDALE

WOMEN'S EVENTS

AFTER ACTION REPORT

FINALS  
\*\*\*\*\*

EVENT	CUT OFF FOR CONSOLATION	CUT OFF FOR FINALS	S W A W	ET DI M B	BO EU TA TL EI RF EY DI N G	D I S Q U A L I F I E D
1 500 YARDS FREESTYLE	5:04.15	4:59.31	16	14	16	0
3 200 YARDS INDIVIDUAL MEDLEY	2:10.01	2:08.46	16	11	15	1
5 50 Yards FREESTYLE	:24.50	:24.14	16	5	16	0
7 200 YARDS MEDLEY RELAY	1:51.29	1:49.36	16	13	16	0
11 200 YARDS FREESTYLE	1:55.19	1:53.58	16	12	16	0
13 100 YARDS BACKSTROKE	:59.13	:58.49	16	8	16	0
15 200 YARDS BREASTSTROKE	2:25.31	2:23.31	16	11	16	0
17 100 YARDS BUTTERFLY	:58.54	:57.99	16	13	16	0
19 400 YARDS FREESTYLE RELAY	3:37.58	3:35.02	16	15	16	0
21 400 YARDS INDIVIDUAL MEDLEY	4:36.29	4:32.22	16	13	16	0
23 100 Yards FREESTYLE	:53.20	:52.54	16	12	16	0
25 200 YARDS BACKSTROKE	2:07.70	2:06.17	16	10	16	0
27 800 YARDS FREESTYLE RELAY	7:53.92	7:43.67	16	13	16	0
31 200 YARDS FREESTYLE RELAY	1:39.96	1:39.00	16	16	16	0
33 200 YARDS BUTTERFLY	2:10.37	2:08.55	16	11	16	0
35 100 YARDS BREASTSTROKE	1:07.48	1:06.82	16	15	16	0
37 400 YARDS MEDLEY RELAY	4:01.92	3:59.07	16	15	16	0
			272	207	271	1

1997 Y.M.C.A. NATIONAL SHORT COURSE  
 SWIMMING and DIVING CHAMPIONSHIPS  
 Swum at: INTERNATIONAL SWIMMING HALL of FAME AQUATIC CENTER, FORT LAUDERDALE

WOMEN'S EVENTS                      AFTER ACTION REPORT

EVENT		8 TH	16 TH	24 TH	32 TH	40 TH	
QUALIFYING	PLACE	PLACE	PLACE	PLACE	PLACE	PLACE	
1	500 YARDS FREESTYLE	5:16.19	4:59.31	5:04.15	5:07.45	5:11.35	5:13.30
3	200 YARDS INDIVIDUAL MEDLEY	2:16.69	2:08.46	2:10.01	2:11.24	2:11.73	2:12.22
5	50 Yards FREESTYLE	:25.79	:24.14	:24.50	:24.69	:24.78	:24.89
7	200 YARDS MEDLEY RELAY	1:57.29	1:49.36	1:51.29	1:51.89	1:52.65	1:53.68
11	200 YARDS FREESTYLE	1:58.99	1:53.58	1:55.19	1:56.40	1:57.16	1:57.48
13	100 YARDS BACKSTROKE	1:02.09	:58.49	:59.13	:59.87	1:00.24	1:00.54
15	200 YARDS BREASTSTROKE	2:31.39	2:23.31	2:25.31	2:26.63	2:27.23	2:29.20
17	100 YARDS BUTTERFLY	1:01.99	:57.99	:58.54	:58.99	:59.86	1:00.29
19	400 YARDS FREESTYLE RELAY	3:46.49	3:35.02	3:37.58	3:38.82	3:41.14	3:42.41
21	400 YARDS INDIVIDUAL MEDLEY	4:47.89	4:32.22	4:36.29	4:37.83	4:40.81	4:41.53
23	100 Yards FREESTYLE	:55.59	:52.54	:53.20	:53.75	:53.99	:54.21
25	200 YARDS BACKSTROKE	2:13.69	2:06.17	2:07.70	2:08.89	2:10.72	2:11.22
27	800 YARDS FREESTYLE RELAY	8:11.99	7:43.67	7:53.92	7:58.54	8:05.31	8:09.11
31	200 YARDS FREESTYLE RELAY	1:43.99	1:39.00	1:39.96	1:40.36	1:41.42	1:42.23
33	200 YARDS BUTTERFLY	2:16.49	2:08.55	2:10.37	2:11.67	2:12.81	2:13.91
35	100 YARDS BREASTSTROKE	1:10.99	1:06.82	1:07.48	1:07.82	1:08.38	1:09.03
37	400 YARDS MEDLEY RELAY	4:17.29	3:59.07	4:01.92	4:04.75	4:08.35	4:10.09
39	1650 YARDS FREESTYLE	18:06.59	17:16.57	17:31.70	17:41.32	17:53.71	18:00.22

1997 Y.M.C.A. NATIONAL SHORT COURSE  
SWIMMING and DIVING CHAMPIONSHIPS

Swim at: INTERNATIONAL SWIMMING HALL of FAME AQUATIC CENTER, FORT LAUDERDALE

WOMEN'S EVENTS

AFTER ACTION REPORT  
-----

DIVING  
\*\*\*\*\*

EVENT

10 3 METER DIVING

WINNING SCORE IS 490.70

CUT FOR 3 ROUND IS \*\*\*\*\*

30 1 METER DIVING

WINNING SCORE IS 366.90

CUT FOR 3 ROUND IS \*\*\*\*\*

1997 Y.M.C.A. NATIONAL SHORT COURSE  
 SWIMMING and DIVING CHAMPIONSHIPS  
 Swum at: INTERNATIONAL SWIMMING HALL of FAME AQUATIC CENTER, FORT LAUDERDALE

MEN'S EVENTS AFTER ACTION REPORT

EVENT	TRIALS *****	S C R A T T E R E D					B O E U T A L E I R F E Y D I N G					D I S Q U A L I F I E D		
		E	N	T	E	R	E	D	S	E	T		E	R
2 500 YARDS	FREESTYLE	100	19	81	58	28	0							
4 200 YARDS	INDIVIDUAL MEDLEY	128	25	103	79	42	0							
6 50 Yards	FREESTYLE	229	24	205	144	49	0							
8 200 YARDS	MEDLEY RELAY	79	4	75	60	44	1							
12 200 YARDS	FREESTYLE	90	19	71	54	24	0							
14 100 YARDS	BACKSTROKE	185	27	158	117	45	0							
16 200 YARDS	BREASTSTROKE	71	9	62	49	28	1							
18 100 YARDS	BUTTERFLY	110	22	88	63	33	0							
20 400 YARDS	FREESTYLE RELAY	76	1	75	63	51	2							
22 400 YARDS	INDIVIDUAL MEDLEY	118	23	95	72	39	1							
24 100 Yards	FREESTYLE	182	24	158	101	40	1							
26 200 YARDS	BACKSTROKE	94	12	82	66	41	0							
28 800 YARDS	FREESTYLE RELAY	57	1	56	44	35	2							
32 200 YARDS	FREESTYLE RELAY	79	3	76	56	38	0							
34 200 YARDS	BUTTERFLY	99	17	82	67	38	0							
36 100 YARDS	BREASTSTROKE	114	13	101	68	20	2							
38 400 YARDS	MEDLEY RELAY	78	1	77	54	34	8							
40 1650 YARDS	FREESTYLE	65	8	57	49	28	1							
		1954	252	1702	1264	657	19							

1997 Y.M.C.A. NATIONAL SHORT COURSE  
SWIMMING and DIVING CHAMPIONSHIPS

Swim at: INTERNATIONAL SWIMMING HALL of FAME AQUATIC CENTER, FORT LAUDERDALE

MEN'S EVENTS

AFTER ACTION REPORT

FINALS  
\*\*\*\*\*

EVENT	CUT OFF FOR CONSOLATION	CUT OFF FOR FINALS	S W A W	BT ER TI TA EL R	ET DI M E	BO EU TA TL EI RF	EY DI N G	D I S Q U A L I F I E D
2 500 YARDS FREESTYLE	4:41.69	4:37.22	16	10	16	0		
4 200 YARDS INDIVIDUAL MEDLEY	1:56.60	1:55.36	16	7	16	0		
6 50 Yards FREESTYLE	:21.82	:21.58	16	10	16	0		
8 200 YARDS MEDLEY RELAY	1:38.68	1:37.23	16	10	16	0		
12 200 YARDS FREESTYLE	1:44.28	1:42.28	16	11	16	0		
14 100 YARDS BACKSTROKE	:53.48	:52.91	16	8	16	0		
16 200 YARDS BREASTSTROKE	2:10.04	2:08.12	16	10	16	0		
18 100 YARDS BUTTERFLY	:52.20	:51.63	16	14	16	0		
20 400 YARDS FREESTYLE RELAY	3:14.11	3:12.31	16	13	16	0		
22 400 YARDS INDIVIDUAL MEDLEY	4:09.56	4:06.30	16	9	16	0		
24 100 Yards FREESTYLE	:47.69	:47.10	16	13	16	0		
26 200 YARDS BACKSTROKE	1:54.93	1:53.43	16	10	16	0		
28 800 YARDS FREESTYLE RELAY	7:09.47	7:04.47	16	12	16	0		
32 200 YARDS FREESTYLE RELAY	1:28.54	1:27.73	16	16	16	0		
34 200 YARDS BUTTERFLY	1:56.18	1:54.26	16	10	16	0		
36 100 YARDS BREASTSTROKE	1:00.13	:59.23	16	11	16	0		
38 400 YARDS MEDLEY RELAY	3:35.60	3:32.49	16	13	16	0		
			272	187	272	0		



1997 Y.M.C.A. NATIONAL SHORT COURSE  
 SWIMMING and DIVING CHAMPIONSHIPS

Swim at: INTERNATIONAL SWIMMING HALL of FAME AQUATIC CENTER, FORT LAUDERDALE

MEN'S EVENTS

AFTER ACTION REPORT

EVENT		8 TH	16 TH	24 TH	32 TH	40 TH
QUALIFYING		PLACE	PLACE	PLACE	PLACE	PLACE
2	500 YARDS FREESTYLE	4:54.09	4:37.22	4:41.69	4:44.24	4:47.09
4	200 YARDS INDIVIDUAL MEDLEY	2:04.19	1:55.36	1:56.60	1:57.96	1:58.81
6	50 Yards FREESTYLE	:22.99	:21.58	:21.82	:21.95	:22.04
8	200 YARDS MEDLEY RELAY	1:44.39	1:37.23	1:38.68	1:40.32	1:41.05
12	200 YARDS FREESTYLE	1:48.69	1:42.28	1:44.28	1:45.20	1:46.60
14	100 YARDS BACKSTROKE	:57.49	:52.91	:53.48	:53.99	:54.71
16	200 YARDS BREASTSTROKE	2:17.89	2:08.12	2:10.04	2:11.76	2:13.72
18	100 YARDS BUTTERFLY	:54.99	:51.63	:52.20	:52.77	:53.19
20	400 YARDS FREESTYLE RELAY	3:23.49	3:12.31	3:14.11	3:14.87	3:16.93
22	400 YARDS INDIVIDUAL MEDLEY	4:26.89	4:06.30	4:09.56	4:12.34	4:15.23
24	100 Yards FREESTYLE	:49.99	:47.10	:47.69	:48.05	:48.32
26	200 YARDS BACKSTROKE	2:02.59	1:53.43	1:54.93	1:57.28	1:58.82
28	800 YARDS FREESTYLE RELAY	7:29.69	7:04.47	7:09.47	7:13.39	7:17.92
32	200 YARDS FREESTYLE RELAY	1:32.69	1:27.73	1:28.54	1:29.67	1:30.27
34	200 YARDS BUTTERFLY	2:04.59	1:54.26	1:56.18	1:57.22	1:58.10
36	100 YARDS BREASTSTROKE	1:03.39	:59.23	1:00.13	1:00.67	1:01.33
38	400 YARDS MEDLEY RELAY	3:49.79	3:32.49	3:35.60	3:41.12	3:43.45
40	1650 YARDS FREESTYLE	17:12.39	16:06.01	16:24.01	16:42.00	16:53.03

1997 Y.M.C.A. NATIONAL SHORT COURSE  
SWIMMING and DIVING CHAMPIONSHIPS  
Swim at: INTERNATIONAL SWIMMING HALL of FAME AQUATIC CENTER, PORT LAUDERDALE

MEN'S EVENTS AFTER ACTION REPORT

DIVING  
\*\*\*\*\*

EVENT

9 1 METER DIVING

WINNING SCORE IS 497.90

CUT FOR 3 ROUND IS \*\*\*\*\*

29 3 METER DIVING

WINNING SCORE IS 494.50

CUT FOR 3 ROUND IS \*\*\*\*\*

1997 YMCA NATIONAL SHORT COURSE  
 SWIMMING AND DIVING TIME TRIALS  
 INTERNATIONAL SWIMMING HALL OF FAME AQUATIC CENTER, FORT LAUDERDALE

EVENT : 73 WOMEN'S 200 YARDS BUTTERFLY

\*\*\*\*\*

APRIL 11, 1997

\*\*\*\*\*

NATIONAL RECORD :00.00

FINAL RESULTS TIMED FINALS

RANK	NAME	YEAR	TEAM	TIME	RANK	NAME	YEAR	TEAM	TIME
1)	BRADLEY, TERRI	15	N.W.DUPAGE, IL	2:13.24	16)	ESPINOZA, ANN	14	FANWOOD, NJ	2:20.17
	:29.06 1:03.32	1:38.35	2:13.24			:29.41 1:04.47	1:41.82	2:20.17	
2)	HOLLOW, DEB	15	CARLISLE, PA	2:13.75	17)	McFERRAN, JESSE	14	BLUE ASH, OH	2:22.08
	:30.34 1:04.17	1:38.74	2:13.75			:31.14 1:06.79	1:44.03	2:22.08	
3)	ROCK, KATIE	15	CHESHIRE, CT	2:14.21	18)	LOWE, KATHERINE	15	MINOT, ND	2:22.23
	:29.27 1:02.89	1:38.27	2:14.21			:31.14 1:06.76	1:44.25	2:22.23	
4)	BOLLINGER, KATE	18	WILTON, CT	2:15.20	19)	HAUPT, SARAH	13	CARLISLE, PA	2:22.50
	:30.68 1:05.18	1:40.67	2:15.20			:31.43 1:07.78	1:45.59	2:22.50	
5)	WHITLEY, ELEANOR	15	CENT VIRGINIA	2:15.50	20)	CHOO, SHELLY	12	GTR. BERGEN, NJ	2:23.55
	:30.49 1:05.07	1:40.39	2:15.50			:31.08 1:06.60	1:44.67	2:23.55	
6)	WALSH, KELLY	15	MONTCLAIR, NJ	2:15.65	21)	NOLAN, BLAINE	15	LAKELAND HILL, NJ	2:23.64
	:30.18 1:04.09	1:38.74	2:15.65			:32.78 1:09.75	1:46.79	2:23.64	
7)	CHASSAGNE, CAROLINE	18	FAIRFIELD, OH	2:15.87	22)	MILLS, JESSICA	13	SPARTANBURG, SC	2:23.75
	:30.08 1:03.87	1:39.19	2:15.87			:31.04 1:06.72	1:44.64	2:23.75	
8)	HARRIS, DANIELLE	18	GLENS FALLS, NY	2:16.55	23)	ROLLINS, KATE	15	BURLINGTON, VT	2:23.93
	:30.90 1:07.15	1:42.32	2:16.55			:29.22 1:05.01	1:43.82	2:23.93	
9)	BOGUSKY, NICOLE	16	PHOENIXVILLE, PA	2:17.37	24)	SUDBURY, JESSICA	15	WILTON, CT	2:24.37
	:30.36 1:04.75	1:40.80	2:17.37			:31.13 1:06.04	1:43.50	2:24.37	
10)	LADISLAW, JANINE	16	BURLINGTON, NJ	2:17.99	25)	CAPPELLI, LAURA	13	BIRMINGHAM, MI	2:26.58
	:30.27 1:05.07	1:40.89	2:17.99			:31.40 1:08.48	1:47.04	2:26.58	
11)	MARININ, DANA	13	BLOOMSBURG, PA	2:18.37	26)	WILLETT, ANGELA	17	GTR. JOHNSTOWN, PA	2:32.70
	:31.08 1:06.01	1:42.24	2:18.37			:33.42 1:11.85	1:51.36	2:32.70	
12)	KAY, ASHLEY	16	SPARTANBURG, SC	2:18.45	27)	GROF, TINA	16	HUNTINGTON, WV	2:32.94
	:30.91 1:06.01	1:42.16	2:18.45			:32.68 1:10.59	1:51.39	2:32.94	
13)	BRAY, JODY	16	BOYERTOWN, PA	2:18.83		NEWRTH, PAM	16	HAMILTON, NJ	DISQUAL
	:30.68 1:05.50	1:41.92	2:18.83			:31.04 1:08.72	1:52.24	DISQUAL	
14)	SCHOCK, MARY	16	BOYERTOWN, PA	2:19.98		WILLIAMS, LISA	15	BIRMINGHAM, MI	DISQUAL
	:30.94 1:05.16	1:42.71	2:19.98			:00.00 :00.00	:00.00	DISQUAL	
15)	ANTONUCCI, MELINDA	17	BURLINGTON, VT	2:20.05					
	:31.71 1:07.11	1:42.98	2:20.05						

EVENT : 74 MEN'S 200 YARDS BUTTERFLY

\*\*\*\*\*

APRIL 11, 1997

\*\*\*\*\*

NATIONAL RECORD :00.00

FINAL RESULTS TIMED FINALS

RANK	NAME	YEAR	TEAM	TIME	RANK	NAME	YEAR	TEAM	TIME
1)	OLSON, KEVIN	16	N.W.DUPAGE, IL	1:55.94	14)	NAGATANI, GO	17	CRASCENTA-CANADA	2:05.90
	:25.87 :55.02	1:25.26	1:55.94			:26.93 :59.10	1:32.09	2:05.90	
2)	BOATRIGHT, JBFF	15	WAYNESBORO, VA	1:57.92	15)	HELVY, DEREK	14	N.W.DUPAGE, IL	2:06.90
	:25.82 :55.54	1:26.13	1:57.92			:27.82 :59.46	1:32.96	2:06.90	
3)	ROATSEY, TODD	18	HUNTINGTON, WV	1:58.57	16)	CALHOUN, SAM	16	ROANOKE, VA	2:07.26
	:26.01 :56.03	1:27.10	1:58.57			:28.64 1:00.40	1:33.26	2:07.26	
4)	SCHACK, KYLE	16	SOUTH OAKLAND, MI	2:00.26	17)	DESANDRE, ROBERT	14	HAMILTON, NJ	2:07.84
	:27.28 :57.19	1:28.12	2:00.26			:28.50 1:00.66	1:34.27	2:07.84	
5)	LARSEN, LEVI	16	N.OAKLAND CO, MI	2:01.06	18)	LAMBERT, DAVE	15	HUNTINGTON, WV	2:08.00
	:28.10 :59.94	1:31.38	2:01.06			:27.52 :59.17	1:32.34	2:08.00	
6)	ZUMSTEG, JUSTIN	14	N.OAKLAND CO, MI	2:01.45	19)	PERKINS, DEREK	17	FRANKFORT, KY	2:08.64
	:27.19 :58.41	1:29.81	2:01.45			:27.45 :58.96	1:32.95	2:08.64	
7)	CAMDEN, JIMMY	16	CENT VIRGINIA	2:01.49	20)	TUCKER, BOBBY	15	WHEELING, WV	2:09.21
	:26.52 :58.54	1:30.85	2:01.49			:28.36 1:01.11	1:35.53	2:09.21	
8)	HUNTER, CHARLIE	15	ROANOKE, VA	2:02.15	21)	LASEKE, IAN	15	GAMELE-NIPPERT, O	2:09.35
	:27.39 :58.26	1:29.99	2:02.15			:28.47 1:00.69	1:34.03	2:09.35	
9)	FRITCHIE, BILL	17	SOMERSET VLY, NJ	2:02.65	22)	WEATHERS, RYAN	16	PHOENIXVILLE, PA	2:10.57
	:28.21 :58.32	1:29.68	2:02.65			:28.78 1:02.54	1:36.65	2:10.57	
10)	McLEOD, GROFF	14	ROANOKE, VA	2:03.75	23)	BUTTINO, TOM	16	CORTLAND, NY	2:12.85
	:26.72 :57.87	1:30.45	2:03.75			:27.91 1:01.44	1:36.50	2:12.85	
11)	HOLCOMB, MATT	15	N.OAKLAND CO, MI	2:04.18	24)	ANGELL, KEN	17	NASHUA, NH	2:16.83
	:26.85 :57.57	1:30.02	2:04.18			:27.43 1:00.61	1:36.39	2:16.83	
12)	EBERLEIN, STEPHEN	16	N.OAKLAND CO, MI	2:04.37	25)	GUIMARAES, PEDRO	18	PRINCETON, NJ	2:18.51
	:26.90 :57.47	1:29.70	2:04.37			:28.96 1:02.95	1:39.76	2:18.51	
13)	WAGNER, JRFF	16	FANWOOD, NJ	2:05.23	26)	HARTSELL, JACOB	17	ROWAN COUNTY, NC	2:19.54
	:27.47 :59.11	1:32.18	2:05.23			:25.61 :55.14	1:39.06	2:19.54	

( CONTINUED ON NEXT PAGE )

EVENT: 74 MEN'S 200 YARDS BUTTERFLY

(CONTINUED)

27) BURSTEIN, SETH	15 RAHWAY, NJ	2:33.91	SINGLEY, DANAYAND	18 BURLINGTON, VT	DISQUAL
:24.65 :54.06 1:47.83 2:33.91			:26.73 :57.60 1:30.78	DISQUAL	

EVENT : 75 WOMEN'S 100 YARDS BREASTSTROKE  
NATIONAL RECORD :00.00

\*\*\*\*\* APRIL 11, 1997 \*\*\*\*\*

FINAL RESULTS				TIMED FINALS					
RANK	NAME	YEAR	TEAM	TIME	RANK	NAME	YEAR	TEAM	TIME
1)	PATE, VIRGINIA	14	WINSTON-SALEM, NC	1:07.79	25)	GILL, ANNIE	15	SOUTHSIDE, VA	1:12.52
	:32.18 1:07.79					:34.59 1:12.52			
2)	ARMITAGE, KATHRYN	18	HAMDEN/N.HAVEN	1:08.25	26)	WEITZ, RACHEL	16	BURLINGTON, NJ	1:12.60
	:32.42 1:08.25					:34.41 1:12.60			
3)	LOWE, JENNIFER	17	MINOT, ND	1:08.32	27)	BUCK, MICHELLE	14	BEAVER CREEK, OH	1:12.90
	:31.93 1:08.32					:33.99 1:12.90			
4)	ADAMS, COURTNEE	15	APPLETON, WI	1:08.39	28)	HOGAN, MAGGIE	17	RED BANK, NJ	1:12.98
	:31.56 1:08.39					:34.71 1:12.98			
5)	CHUNG, JESSICA	17	N.OAKLAND CO, MI	1:08.44	29)	KNOPP, LAURA	13	WAYNESBORO, VA	1:13.09
	:32.58 1:08.44					:34.75 1:13.09			
6)	NISTA, MONICA	17	WILTON, CT	1:08.45	30)	NG, ANNA	16	FLUSHING YMCA, NY	1:13.57
	:31.62 1:08.45					:33.77 1:13.57			
7)	BIANCO, LIANE	12	HARRISBURG, W.SHO	1:08.46	31)	THOMOVSKY, STEPHANIE	18	S.SARATOGA CO, NY	1:13.78
	:32.20 1:08.46					:34.92 1:13.78			
8)	DURK, LAUREN	12	DEFIANCE, OH	1:08.62	32)	SCHALLER, BETH	14	BEAVER CREEK, OH	1:13.98
	:32.52 1:08.62					:35.08 1:13.98			
9)	ANDREWS, JAMIE	15	SOUTHSIDE, VA	1:08.93	33)	LAMBERT, LINDSAY	13	EASTSIDE, WA	1:14.12
	:32.76 1:08.93					:35.75 1:14.12			
10)	LEKHIVE, KARA	18	LAKELAND HILL, NJ	1:10.18	34)	NELSON, CARIN	16	CORTLAND, NY	1:14.16
	:32.83 1:10.18					:34.97 1:14.16			
11)	LIPOFF, SAMMY	15	ORLANDO, FL	1:10.28	35)	KELLY, ALLISON	16	RED BANK, NJ	1:14.19
	:33.46 1:10.28					:35.27 1:14.19			
12)	MCKINNEY, KARA	14	ROANOKE, VA	1:10.77	36)	MCLOUGHLIN, KATE	14	COUNTRYSIDE, OH	1:14.66
	:33.73 1:10.77					:35.12 1:14.66			
13)	VENEZIALE, LAURA	16	BURLINGTON, NJ	1:10.90	37)	CAMPBELL, COLLEEN	18	HAMDEN/N.HAVEN	1:14.75
	:32.54 1:10.90					:35.37 1:14.75			
14)	MORGAN, BARBARA	16	OCRA COUNTY, NJ	1:11.01	38)	KEPPLE, LINDSAY	15	GTR. JOHNSTOWN, PA	1:14.85
	:33.04 1:11.01					:35.15 1:14.85			
15)	MILLER, DARCY	16	N.W.DUPAGE, IL	1:11.31	39)	RUBEGG, JANINE	18	UPR. PENINSULA, MI	1:15.01
	:33.95 1:11.31					:35.48 1:15.01			
16)	MOSHER, CHERIE	15	SOUTHSIDE, VA	1:11.33	40)	MILLIGAN, SARAH	17	PANWOOD, NJ	1:16.57
	:34.06 1:11.33					:36.31 1:16.57			
17)	MARTIN, KATIE	15	CHESHIRE, CT	1:11.62	41)	HOUGH, TIFFANY	13	WAYNESBORO, PA	1:16.68
	:33.71 1:11.62					:35.27 1:16.68			
18)	KOPISEKCKI, MEGAN	15	PHOENIXVILLE, PA	1:11.63	42)	DOWNING, JENNIFER	14	MID-DELMARVA, MD	1:16.88
	:33.65 1:11.63					:36.21 1:16.88			
19)	DUMBLETON, DANIKA	14	UPR MAIN LINE, PA	1:11.68	43)	CERRITO, KATY	13	S.SARATOGA CO, NY	1:16.91
	:33.77 1:11.68					:35.84 1:16.91			
20)	BARONE, LAURA	14	BURLINGTON, NJ	1:12.08	44)	ARMSTRONG, MEGAN	15	CORTLAND, NY	1:17.54
	:34.11 1:12.08					:36.08 1:17.54			
21)	GRABOYES, JENNIFER	16	HENSEL ECKMAN, VA	1:12.27	45)	CARROLL, EMILY	13	WAYNESBORO, PA	1:18.03
	:33.98 1:12.27					:37.41 1:18.03			
22)	PICKAVANCE, LISA	19	HUNTINGTON, WV	1:12.38	46)	SUMMERS, LINDSAY	15	MID-DELMARVA, MD	1:18.44
	:34.11 1:12.38					:36.15 1:18.44			
22)	CHIN, NAOMI	15	RED BANK, NJ	1:12.38	47)	KREN, MEGAN	13	MID-DELMARVA, MD	1:24.15
	:34.08 1:12.38					:39.46 1:24.15			
24)	KIM, JENNIFER	17	HAMILTON, NJ	1:12.41					
	:33.98 1:12.41								

EVENT : 76 MEN'S 100 YARDS BREASTSTROKE  
NATIONAL RECORD :00.00

\*\*\*\*\* APRIL 11, 1997 \*\*\*\*\*

FINAL RESULTS				TIMED FINALS					
RANK	NAME	YEAR	TEAM	TIME	RANK	NAME	YEAR	TEAM	TIME
1)	GALISSON, DIRK	17	LAKELAND HILL, NJ	1:00.39	3)	KLEIER, CAMERON	17	GTR. TOPEKA, KS	1:00.72
	:27.97 1:00.39					:28.56 1:00.72			
2)	BURNS, BRETT	15	COUNTRYSIDE, OH	1:00.49	4)	MURPHY, THOMAS	17	LAKELAND HILL, NJ	1:00.92
	:28.81 1:00.49					:28.41 1:00.92			

( CONTINUED ON NEXT PAGE )

EVENT: 76 MEN'S 100 YARDS BRRASTSTROKE

(CONTINUED)

5) EFIRD, DAVID	18	ROWAN COUNTY, NC	1:01.23	20) EBERTOWSKI, JIMMY	14	SOUTHSIDE, VA	1:05.00
:29.23 1:01.23				:30.23 1:05.00			
6) SZABO, DOMINICK	14	BOYERTOWN, PA	1:01.52	21) AHN, BRIAN	16	CRESCENTA-CANADA	1:05.05
:28.85 1:01.52				:30.68 1:05.05			
7) HARTING, MATTHEW	18	BETHLEHEM, PA	1:01.86	22) SAVEDGE, ROSS	16	SOUTHSIDE, VA	1:05.78
:29.36 1:01.86				:31.04 1:05.78			
8) HEWITT, MIKE	16	COUNTRYSIDE, OH	1:02.14	23) DOYLE, MATTHEW	14	SAN PEDRO, CA	1:05.91
:29.44 1:02.14				:31.60 1:05.91			
9) HAUPT, MATT	17	CARLISLE, PA	1:02.15	24) HERZOG, JODY	16	BEAVER CREEK, OH	1:06.02
:29.64 1:02.15				:30.60 1:06.02			
10) ROBISON, ZACH	17	KISHWAUKEE, IL	1:02.42	25) ABERCROMBIE, J.D.	14	BOISE, ID	1:06.34
:29.36 1:02.42				:31.50 1:06.34			
11) ELAM, JOHN	16	FRANKFORT, KY	1:02.73	26) KUCZIK, CASEY	15	RIDGEWOOD, NJ	1:06.89
:29.44 1:02.73				:31.65 1:06.89			
12) LEE, DAVID	16	SAN PEDRO, CA	1:04.06	27) DUDZINSKI, RYAN	15	PARKERSBURG, WV	1:08.05
:30.43 1:04.06				:31.84 1:08.05			
13) WALLACE, TIMOTHY	16	CATONSVILLE, MD	1:04.27	28) KROETSCH, JOSHUA	18	ASHLAND, KY	1:08.37
:29.59 1:04.27				:31.37 1:08.37			
14) CHU, EUGENE	17	CRESCENTA-CANADA	1:04.69	29) LANASA, BRIAN	16	CATONSVILLE, MD	1:08.38
:30.88 1:04.69				:31.18 1:08.38			
15) ALSOBROOKS, JIM	15	OCEAN COUNTY, NJ	1:04.74	30) NETTLING, TONY	17	COUNTRYSIDE, OH	1:10.02
:30.90 1:04.74				:33.29 1:10.02			
16) BUGYIS, ERIC	16	PARKERSBURG, WV	1:04.79	31) SEVERSON, ERIC	16	COUNTRYSIDE, OH	1:10.21
:30.77 1:04.79				:33.11 1:10.21			
17) LO, DAVE	18	OCEAN COUNTY, NJ	1:04.98	32) OLDAK, JASON	17	FLUSHING YMCA, NY	1:15.54
:30.82 1:04.98				:34.94 1:15.54			
17) SHIN, WILLIAM	17	CRESCENTA-CANADA	1:04.98	33) HAYASHI, YASUYUKI	16	COUNTRYSIDE, OH	1:15.67
:30.42 1:04.98				:35.56 1:15.67			
19) ACKLEY, ANDREW	14	RALEIGH, NC	1:04.99	SHESSLER, ERIK	17	ANDOVER, MA	DISQUAL
:30.58 1:04.99				:30.03 DISQUAL			

EVENT: 79 WOMEN'S 1650 YARDS FREESTYLE

\*\*\*\*\*

APRIL 11, 1997

\*\*\*\*\*

NATIONAL RECORD

:00.00

FINAL RESULTS TIMED FINALS

RANK	NAME	YEAR	TEAM	TIME
1)	SHIRLEY, ELIZABETH	13	SARASOTA, FL	17:41.48
	:28.79 :59.82 1:31.40 2:03.37 2:35.03 3:06.54			
	3:38.29 4:10.48 4:42.24 5:14.27 5:46.00 6:17.74			
	6:49.89 7:22.42 7:54.72 8:27.15 8:59.57 9:32.16			
	10:04.65 10:37.32 11:09.95 11:42.87 12:15.15 12:48.14			
	13:20.80 13:53.19 14:26.09 14:58.69 15:31.39 16:04.22			
	16:36.30 17:09.42 17:41.48			
2)	BASSI, NORLLE	13	RIDGEWOOD, NJ	18:01.47
	:29.52 1:01.79 1:34.51 2:07.40 2:40.53 3:13.61			
	3:46.18 4:19.03 4:51.96 5:24.65 5:57.63 6:30.45			
	7:03.40 7:36.90 8:10.18 8:43.45 9:16.51 9:49.63			
	10:22.67 10:55.65 11:28.74 12:01.80 12:34.62 13:07.55			
	13:40.79 14:13.51 14:46.24 15:19.27 15:51.38 16:24.10			
	16:57.02 17:30.36 18:01.47			
3)	WAKEFIELD, ANGELA	17	M.E. LYONS, OH	18:12.76
	:30.98 1:38.02 2:11.72 2:44.99 3:18.24 3:51.93			
	4:24.48 4:56.90 5:29.66 6:02.75 6:35.61 7:08.45			
	7:41.24 8:13.83 8:46.80 9:19.89 9:52.61 10:25.62			
	10:58.89 11:32.67 12:05.29 12:38.75 13:12.15 13:45.57			
	14:18.94 14:52.58 15:26.35 15:59.88 16:33.43 17:06.65			
	17:39.57 18:12.76 :00.00			
4)	CAMPOS, CAROLINA	15	PALISADES, CA	18:18.99
	:31.85 1:05.48 1:40.00 2:14.49 2:48.76 3:22.77			
	3:56.82 4:30.88 5:04.45 5:38.40 6:12.73 6:46.28			
	7:19.96 7:53.64 8:27.16 9:00.51 9:34.64 10:08.11			
	10:41.64 11:15.26 11:48.24 12:21.50 12:54.70 13:27.57			
	14:01.21 14:34.09 15:07.35 15:40.25 16:12.63 16:44.70			
	17:16.62 17:48.39 18:18.99			

RANK	NAME	YEAR	TEAM	TIME
5)	WILLIAMS, CHRISTINE	15	HAMILTON, NJ	18:23.01
	:28.15 :59.90 1:32.39 2:06.11 2:39.24 3:12.56			
	3:46.43 4:19.59 4:53.07 5:27.78 6:01.82 6:35.66			
	7:09.45 7:43.27 8:17.91 8:51.72 9:25.50 9:58.82			
	10:32.48 11:05.66 11:39.36 12:12.86 12:46.20 13:20.18			
	13:53.79 14:27.78 15:02.08 15:35.77 16:09.93 16:43.82			
	17:17.27 17:50.69 18:23.01			
6)	CHUTE, MEGAN	15	M.E. LYONS, OH	18:25.87
	:31.07 1:04.44 1:38.54 2:12.00 2:45.33 3:18.51			
	3:52.15 4:25.59 4:58.11 5:31.25 6:04.60 6:38.41			
	7:11.70 7:45.09 8:18.20 8:51.29 9:24.80 9:58.63			
	10:32.01 11:05.39 11:38.80 12:12.77 12:46.68 13:20.75			
	13:54.67 14:28.65 15:02.90 15:37.65 16:11.90 16:45.96			
	17:20.02 17:53.81 18:25.87			
7)	DOLANSKY, LISA	15	RAHWAY, NJ	18:30.54
	:29.47 1:01.87 1:35.08 2:08.40 2:41.90 3:15.14			
	3:48.69 4:22.17 4:55.84 5:29.45 6:03.06 6:36.76			
	7:10.27 7:43.86 8:17.57 8:51.51 9:25.22 9:59.16			
	10:33.13 11:07.05 11:40.93 12:14.95 12:48.96 13:23.30			
	13:57.60 14:31.77 15:06.25 15:40.66 16:14.92 16:49.42			
	17:23.90 17:57.85 18:30.54			
8)	YOUNG, KATIE	14	N.W. DUPAGE, IL	18:33.80
	:29.88 1:02.24 1:35.87 2:08.58 2:41.79 3:15.48			
	3:48.46 4:21.95 4:55.76 5:29.94 6:03.61 6:37.31			
	7:11.40 7:45.41 8:19.49 8:53.27 9:27.71 10:01.92			
	10:35.87 11:10.41 11:44.86 12:18.74 12:53.22 13:27.56			
	14:01.31 14:35.73 15:10.30 15:45.16 16:19.57 16:52.85			
	17:26.90 18:00.53 18:33.80			

( CONTINUED ON NEXT PAGE )

9) HAVAS, KARYN 17 PHOENIXVILLE, PA 19:36.31  
 :31.34 1:05.76 1:40.40 2:15.18 2:50.14 3:24.86  
 4:00.17 4:35.53 5:11.30 5:46.90 6:22.82 6:58.55  
 7:34.24 8:10.11 8:45.87 9:21.70 9:57.53 10:33.53  
 11:09.92 11:46.35 12:22.55 12:58.80 13:34.94 14:11.18  
 14:47.76 15:24.35 16:00.86 16:37.07 17:13.26 17:49.19  
 18:25.44 19:01.34 19:36.31

EVENT : 80 MEN'S 1650 YARDS FREESTYLE

\*\*\*\*\*

APRIL 11, 1997

\*\*\*\*\*

NATIONAL RECORD :00.00

FINAL RESULTS TIMED FINALS

RANK	NAME	YEAR	TEAM	TIME
1)	DUGAN, JAMES	16	RIDGEWOOD, NJ	16:45.96
	:27.12	:55.89	1:25.21	1:54.98 2:25.09 2:55.53
	3:25.85	3:56.37	4:26.95	4:57.74 5:28.27 5:59.18
	6:30.08	7:00.59	7:31.64	8:02.56 8:33.06 9:03.83
	9:34.69	10:05.63	10:36.02	11:06.98 11:38.00 12:09.23
	12:39.91	13:11.10	13:42.16	14:13.26 14:43.91 15:14.74
	15:45.22	16:15.68	16:45.96	
2)	MURIN, JOE	16	GLENS FALLS, NY	16:49.64
	:26.95	:56.46	1:26.25	1:56.33 2:26.80 2:57.37
	3:28.12	3:59.08	4:29.82	5:01.07 5:32.52 6:03.80
	6:34.71	7:05.34	7:36.33	8:07.14 8:38.18 9:09.11
	9:39.21	10:09.46	10:39.88	11:10.78 11:42.07 12:13.17
	12:44.19	13:15.07	13:46.20	14:17.43 14:48.82 15:19.96
	15:50.98	16:21.52	16:49.64	
3)	GRAY, MARC	16	N.OAKLAND CO, MI	16:51.20
	:27.30	:57.12	1:27.59	1:58.33 2:28.76 2:59.25
	3:30.17	4:01.00	4:31.97	5:02.07 5:32.77 6:03.54
	6:34.49	7:05.16	7:35.99	8:06.96 8:37.86 9:09.10
	9:39.78	10:11.01	10:41.68	11:12.30 11:43.51 12:14.56
	12:45.08	13:15.85	13:46.76	14:17.93 14:49.06 15:20.35
	15:51.29	16:21.93	16:51.20	
4)	WYNNE, DAVID	17	MONTCLAIR, NJ	17:10.67
	:28.15	:58.58	1:29.61	2:00.60 2:31.65 3:03.09
	3:34.51	4:05.99	4:37.54	5:09.03 5:40.38 6:11.38
	6:42.37	7:13.53	7:44.88	8:16.22 8:47.49 9:18.52
	9:49.65	10:20.95	10:51.89	11:23.22 11:54.76 12:26.52
	12:57.89	13:29.43	14:01.15	14:32.80 15:04.51 15:36.17
	16:07.92	16:39.93	17:10.67	
5)	HODGSON, RUSTY	17	MONTCLAIR, NJ	17:16.92
	:27.95	:58.19	1:29.23	2:00.94 2:32.64 3:04.86
	3:35.67	4:07.84	4:39.87	5:11.54 5:43.50 6:15.69
	6:47.45	7:19.85	7:52.18	8:24.11 8:56.37 9:28.84
	10:00.99	10:33.06	11:03.78	11:35.54 12:07.60 12:39.63
	13:11.31	13:42.50	14:13.76	14:46.37 15:17.69 15:48.00
	16:18.61	16:48.51	17:16.92	
6)	FEINTHEL, CHRIS	16	MONTCLAIR, NJ	17:17.33
	:27.82	:58.01	1:29.07	2:00.79 2:32.58 3:04.35
	3:35.19	4:07.48	4:39.36	5:10.87 5:42.87 6:14.79
	6:46.85	7:19.21	7:51.63	8:23.89 8:55.96 9:28.01
	10:00.57	10:32.91	11:01.73	11:34.27 12:05.85 12:37.78
	13:09.66	13:39.95	14:11.76	14:43.43 15:15.14 15:47.01
	16:17.46	16:48.49	17:17.33	
7)	BROTMAN, MARC	18	HAMILTON, NJ	17:18.68
	:27.81	:58.87	1:31.21	2:03.53 2:36.23 3:08.52
	3:40.91	4:13.51	4:45.89	5:17.84 5:50.14 6:21.97
	6:54.29	7:26.32	7:58.17	8:29.47 9:00.99 9:31.97
	10:03.00	10:34.88	11:05.87	11:36.83 12:08.57 12:39.42
	13:10.46	13:42.29	14:13.58	14:44.98 15:16.05 15:48.10
	16:18.59	16:49.16	17:18.68	
8)	WELSH, BRYAN	14	HAMILTON, NJ	17:20.30
	:27.36	:58.19	1:29.96	2:01.88 2:34.08 3:06.49
	3:38.15	4:10.32	4:42.95	5:15.17 5:47.54 6:19.35
	6:51.60	7:23.91	7:56.20	8:28.10 8:59.95 9:31.35
	10:03.26	10:35.08	11:06.62	11:38.14 12:09.60 12:41.30
	13:12.55	13:44.11	14:15.40	14:46.85 15:18.44 15:49.51
	16:20.47	16:51.84	17:20.30	

RANK	NAME	YEAR	TEAM	TIME
9)	LYTLE, BRIAN	17	CLEARFIELD, PA	17:24.15
	:27.63	:58.16	1:29.70	2:01.32 2:32.89 3:04.89
	3:36.77	4:08.62	4:40.68	5:12.90 5:44.92 6:16.94
	6:48.66	7:20.80	7:52.58	8:24.62 8:56.83 9:28.67
	10:00.30	10:32.10	11:03.91	11:35.65 12:07.63 12:39.35
	13:10.93	13:42.83	14:14.47	14:46.54 15:18.51 15:50.07
	16:21.69	16:53.62	17:24.15	
10)	OLSON, CURT	17	CLEARFIELD, PA	17:42.29
	:28.62	:59.62	1:31.71	2:04.35 2:36.74 3:08.60
	3:41.05	4:13.42	4:45.98	5:18.10 5:50.31 6:22.41
	6:54.60	7:26.74	7:58.60	8:30.31 9:01.92 9:33.75
	10:05.98	10:38.07	11:10.13	11:42.51 12:15.24 12:47.66
	13:20.31	13:52.83	14:25.75	14:58.49 15:31.68 16:04.38
	16:37.28	17:10.32	17:42.29	
11)	SINETAR, DAN	13	CORTLAND, NY	17:53.78
	:26.60	:57.45	1:30.81	2:03.68 2:36.81 3:09.06
	3:42.26	4:15.28	4:48.35	5:21.12 5:54.30 6:27.43
	7:00.22	7:33.33	8:06.68	8:39.82 9:12.55 9:45.16
	10:17.29	10:50.41	11:23.04	11:56.08 12:28.63 13:01.45
	13:34.30	14:06.91	14:39.78	15:12.61 15:44.99 16:18.06
	16:50.65	17:22.90	17:53.78	
12)	JENSEN, MICHAEL	18	GTR.MANCHESTER	18:14.61
	:28.66	1:00.30	1:32.90	2:05.80 2:38.70 3:11.77
	3:45.07	4:18.11	4:51.26	5:24.60 5:57.86 6:31.26
	7:04.68	7:38.19	8:11.81	8:45.35 9:18.85 9:52.13
	10:25.69	10:59.29	11:32.96	12:06.72 12:40.32 13:13.85
	13:47.31	14:21.14	14:54.93	15:28.45 16:02.27 16:35.93
	17:09.03	17:42.05	18:14.61	
13)	PUHALA, ZAK	15	GTR.JOHNSTOWN, PA	18:24.87
	:29.90	1:02.88	1:37.01	2:10.83 2:44.60 3:18.65
	3:52.38	4:26.57	5:00.56	5:34.38 6:08.37 6:42.30
	7:16.21	7:49.91	8:23.75	8:57.21 9:30.93 10:04.44
	10:38.26	11:11.77	11:45.15	12:18.70 12:51.93 13:25.40
	13:59.10	14:32.36	15:05.88	15:39.29 16:12.62 16:46.18
	17:19.57	17:53.00	18:24.87	
14)	HUGHES, JOHN	18	WAYNESBORO, PA	19:10.75
	:25.71	:57.59	1:35.82	2:03.72 2:57.25 3:33.30
	4:11.90	4:47.72	5:23.84	5:59.08 6:33.77 7:09.01
	7:43.85	8:18.89	8:54.13	9:28.98 10:04.43 10:39.27
	11:14.33	11:49.10	12:24.38	12:58.66 13:32.96 14:07.66
	14:41.76	15:15.33	15:49.17	16:23.07 16:56.94 17:30.94
	18:04.16	18:37.81	19:10.75	
15)	LAZZARA, LARRY	16	MONTCLAIR, NJ	19:16.30
	:28.94	1:00.70	1:33.73	2:07.30 2:41.59 3:16.35
	3:51.92	4:28.00	5:04.41	5:41.22 6:17.88 6:54.70
	7:31.30	8:09.21	8:43.73	9:21.49 9:56.83 10:33.15
	11:10.59	11:47.78	12:24.00	13:00.69 13:37.73 14:11.78
	14:45.32	15:19.45	15:54.15	16:28.51 17:03.18 17:37.08
	18:11.17	18:44.26	19:16.30	
16)	DISSEL, LOUIS	17	FAIRFIELD, OH	19:47.77
	:21.73	1:03.84	1:42.64	2:19.28 2:55.82 3:32.50
	4:09.68	4:46.53	5:23.50	6:01.33 6:39.79 7:18.02
	7:55.17	8:32.31	9:08.16	9:45.03 10:21.86 10:58.64
	11:35.87	12:10.22	12:45.54	13:22.43 13:59.18 14:36.65
	15:13.00	15:49.51	16:25.79	17:00.13 17:33.85 18:08.29
	18:42.32	19:16.20	19:47.77	

( CONTINUED ON NEXT PAGE )

EVENT: 80 MEN'S 1650 YARDS FREESTYLE

(CONTINUED)

17) HSU, BRIAN	17 MONTCLAIR, NJ	19:57.52			
:28.38	1:00.31	1:34.76	2:10.47	2:46.50	3:21.38
3:57.51	4:36.89	5:13.18	5:45.25	6:17.72	6:57.34
7:37.78	8:15.71	8:52.02	9:28.95	10:01.65	10:41.14
11:21.76	11:55.86	12:32.26	13:09.96	13:45.36	14:23.07
15:02.40	15:40.32	16:18.35	16:55.73	17:32.30	18:09.77
18:45.63	19:23.54	19:57.52			

## 1997 YMCA LONG COURSE QUALIFYING TIMES

WOMEN		EVENT	MEN	
Meters	Yards		Meters	Yards
4:48.79	5:23.44	400 Freestyle *	4:30.99	4:59.44
1:26.29	1:15.07	100 Breaststroke	1:19.49	1:08.75
2:40.99	2:21.67	200 Ind. Medley	2:28.49	2:08.44
35.79	31.49	50 Backstroke	34.29	29.83
2:21.29	2:04.47	200 Medley Relay	2:09.09	1:52.69
2:23.99	2:07.43	200 Freestyle	2:14.99	1:58.11
2:49.99	2:31.29	200 Butterfly	2:44.09	2:24.39
1:15.99	1:07.25	100 Backstroke	1:10.89	1:01.67
30.39	26.74	50 Freestyle	27.99	24.35
9:32.99	8:27.09	800 Freestyle Relay	9:05.99	7:57.74
2:04.59	1:49.63	200 Freestyle Relay	1:59.59	1:44.04
40.19	35.36	50 Breaststroke	37.69	32.79
1:14.59	1:06.38	100 Butterfly	1:07.99	1:00.17
5:36.99	4:58.23	400 Ind. Medley	5:12.69	4:32.04
5:07.69	4:31.07	400 Medley Relay	4:52.69	4:15.51
1:06.59	58.59	100 Freestyle	1:01.19	53.23
2:42.39	2:23.71	200 Backstroke	2:32.79	2:12.92
3:04.29	2:42.17	200 Breaststroke	2:54.89	2:31.27
33.99	29.90	50 Butterfly	31.89	27.74
4:31.99	3:59.35	400 Freestyle Relay	4:12.79	3:39.92
18:57.99	18:35.23	1500 Freestyle **	17:39.99	17:13.49

The qualifying times for yards were figured using the conversion table in the 1997 NCAA Swimming and Diving Guide.

\* The equivalent for 400 meters is a 500 yard time.

\*\* The equivalent for 1500 meters is a 1650 time.

### Future Dates

1997 Long Course	July 29 - August 1	Buffalo
1998 Short Course	April 14 - 17	Fort Lauderdale
1998 Masters	April 23 - 26	Fort Lauderdale
1998 Long Course	August 4 - 7	???????